



Transport Assessment

Waste to sustainable transport fuels plant
Portlink 180, off Hobson Way, Immingham, North East Lincolnshire.
Altalto Immingham Ltd

CRM.0120.001.TR.R001



**Waste to sustainable transport fuels plant
Portlink 180, off Hobson Way, Immingham, North East Lincolnshire.**

Project:	CRM.0120.001.TR.001
For:	Altalto Immingham Ltd
Status:	Final
Date:	July 2019
Author:	Andrew Fosbueary BA (Hons) DipTp, MRTPI – Principal Transport Planner
Reviewer:	Barry Roberts BSc (Hons) IEng MICE MIHT – Director of Transport
Approver:	Matt Travis, BSc (Hons), MSc, MCIWEM, C.WEM, CEnv, CSci - Director

Disclaimer:

This report has been produced by Enzygo Limited within the terms of the contract with the client and taking account of the resources devoted to it by agreement with the client.

We disclaim any responsibility to the client and others in respect of any matters outside the scope of the above.

This report is confidential to the client and we accept no responsibility of whatsoever nature to third parties to whom this report, or any part thereof, is made known. Any such party relies on the report at their own risk.

Enzygo Limited Registered in England No. 6525159

Registered Office Stag House Chipping Wotton-Under-Edge Gloucestershire GL12 7AD

Contents

Contents.....	3
1.0 Introduction.....	5
1.1 Overview.....	5
1.2 Site Location and Development Proposal.....	6
2.0 Policy Context.....	9
2.1 Introduction.....	9
2.2 National Planning Policy Framework.....	9
2.3 North East Lincolnshire Local Plan 2013 – 2032 (adopted 2018).....	9
2.4 North East Lincolnshire Local Transport Plan (2016 – 2032).....	10
3.0 Existing Site Conditions.....	11
3.1 Site Location.....	11
3.2 Existing Highway Network.....	11
3.3 Baseline Traffic Flows.....	12
3.4 Growth Factors.....	15
4.0 Proposed Development.....	16
4.1 Overview.....	16
4.2 Vehicular Access.....	16
4.3 Parking.....	16
4.4 HGV Parking.....	16
4.5 Cycle and motorcycle parking.....	16
5.0 Traffic Generation.....	17
5.1 Introduction.....	17
5.2 Construction Phase Traffic.....	17
5.3 Commissioning Phase Traffic.....	19
5.4 Operational Phase Traffic.....	21
5.5 Proposed HGV Distribution.....	23
6.0 Committed Developments.....	25
6.1 Introduction.....	25
7.0 Traffic Impact Assessment.....	28
7.1 Junction Capacity Assessments.....	28
7.2 South Marsh Road / Hobson Way.....	29
7.3 Laporte Road / Hobson Way / Kiln Lane.....	30
7.4 Kiln Lane/North Moss Lane/Trondheim Way.....	30
7.5 A1173 / Kiln Lane.....	31
7.6 A180 / A1173 (Stallingbrough Interchange).....	32
7.7 Westgate Roundabout.....	33
8.0 Personal Injury Accident Data Analysis.....	35
8.1 Overview.....	35
8.2 A180/A1173 Grade-Separated Interchange.....	36
8.3 A1173/Kiln Lane Roundabout.....	37
8.4 Other Locations within the Survey Area.....	37
8.5 A180 Westgate Roundabout.....	39
9.0 Site Sustainability.....	41

9.1 Introduction 41

9.2 Walking 41

9.3 Cycling 42

9.4 Public Transport: Bus Accessibility 43

9.5 Rail Provision 44

9.6 Travel Planning 45

10.0 Summary and Conclusions 46

10.1 Introduction 46

10.2 Summary of Transport Assessment 46

10.3 Conclusion 47

APPENDICES 48

Appendix 1 –Scoping Response from NELC 49

Appendix 2 – Scoping Response from Highways England 50

Appendix 3 -Traffic Count Data 51

Appendix 4 - Proposed Site Layouts 52

Appendix 5 – Trip information 53

Appendix 6 - Model Outputs 54

Appendix 7 - Accidents 55

Appendix 8 – Sustainability 56

1.0 Introduction

1.1 Overview

- 1.1.1 Enzygo Environmental Consultants has been commissioned by Altalto Immingham Limited (hereafter known as “the Applicant”) to prepare a Transport Assessment to support a planning application under the Town and County Planning Act 1990 for the construction, operation (including maintenance) of the proposed Altalto ‘Waste to sustainable transport fuels plant on Portlink 180, Hobson Way, Immingham in North East Lincolnshire.
- 1.1.2 The proposed development is for a waste to sustainable transport fuels plant, which will produce a supply of sustainable aviation and transport fuel from waste material. The proposed development will produce synthetic paraffinic kerosene to power jet planes to a standard which meets the Renewable Transport Fuel Obligation (RTFO). In addition, synthetic naphtha will be produced which will be blended to produce road fuel, reducing the carbon footprint of road users. Again, this will be produced to a standard which meets the RTFO.
- 1.1.3 The application site is identified as an Enterprise Zone (site: Abengoa). The Humber Enterprise Zone webpage confirms that planning consent has lapsed for a Bio-Ethanol Plant within the site. Within the NEL Local Plan 2013-2032 (adopted 2018) the site is allocated as an employment site for B1, B2 and B8 use. The site is identified as a strategic employment site, with ‘Renewable and energy’ as the indicative sectors. The proposed development is consistent with the policy allocation and indicative sector for the site.
- 1.1.4 A scoping exercise has been undertaken with North East Lincolnshire Council (NELC) and Highways England (HE) via email to agree the parameters of the Transport Assessment based on information provided by Altalto Immingham Limited.
- 1.1.5 The structure of the Transport Assessment is as follows;
- Section 1 provides an introduction;
 - Section 2 provides a review of the national and local policy;
 - Section 3 provides a description of the site location and existing highway conditions in the vicinity of the site;
 - Section 4 provides a description of the proposed development;
 - Section 5 includes a review of the estimated project traffic generations and the proposed assignment of the traffic onto the local highway network;
 - Section 6 identifies the committed development sites that have been taken accounts of (as agreed with NELC);
 - Section 7 provides an assessment of the anticipated operational impact of the project on the immediate local highway network via link analysis and junction capacity assessments;
 - Section 8 provides a review of the personal injury accident data within the vicinity of the site over the last five years;
 - Section 9 describes the site sustainability; and
 - Section 10 summarises and concludes the above.

1.2 Site Location and Development Proposal

- 1.2.1 The site is located on land at Portlink 180, Hobson Way, Immingham in North East Lincolnshire, centred at Grid Reference TA 22434 13127 (nearest postal code DN41 8DZ).
- 1.2.2 The site is primarily greenfield, with some areas of hardstanding/ gravel in the southern part of the site accessed via the roundabout. To the south of the hardstanding is an area of vegetation, and beyond this Old Fleet Drain. Electricity pylons run along the north part of the site, parallel to South Marsh Road. A railway line delineates the western and south-western boundary. South Marsh Road runs along the site's northern boundary, and Hobson Way runs along the eastern boundary. Photograph P1 below shows the existing entranceway to the site at the Southern end. Photograph P2 below was taken at the Southern Entrance, looking North-West. Photograph P3 below was taken from South Marsh Way Bridleway at the North End of the site, looking South.

Photograph P1 – Entranceway to Site



[Source: Enzygo Site Visit]

Photograph P2 – Photograph taken from Southern Entrance, looking North West



[Source: Enzygo Site Visit]

Photograph P3 – Photograph taken from South Marsh Way Bridleway, looking South



[Source: Enzygo Site Visit]

1.2.3 The site lies between Grimsby and Immingham, approximately 1km inland from the Humber Estuary.

- 1.2.4 Once completed, it is estimated that around 18 No. administrative staff will be employed working between the hours of 08:00 and 18:00. In addition, there will be 28 shift staff per shift, with two shifts per day.
- 1.2.5 A car park is proposed at the north west corner of the site and will include parking for staff cars, disabled users, motorcycles and cycles.

Figure 1.1 – Location Plan for Proposed ‘Waste to sustainable transport fuels’ plant



[Source: Google Earth Aerial Imagery]

2.0 Policy Context

2.1 Introduction

- 2.1.1 The following sections outline the relevant planning policies in respect of the Proposed Development.

2.2 National Planning Policy Framework

- 2.2.1 The National Planning Policy Framework (NPPF) was updated in Feb 2019 (Department for Communities and Local Government (DCLG), 2018). The NPPF sets out the Government's planning policies for England.
- 2.2.2 The NPPF states that the transport system needs to be balanced in favour of sustainable transport modes, giving people a real choice about how to travel. The policy states that local authorities should support a pattern of development, which, where reasonable to do so, facilitates the use of sustainable modes of transport. Plans and decisions should ensure that developments that generate significant movements are located where the need to travel will be minimised and the use of sustainable transport modes can be maximised.
- 2.2.3 The NPPF recommends that a Transport Statement (TS) or Transport Assessment (TA) should support all developments that generate significant amounts of movement and that development should only be prevented or refused on transport grounds where the residual cumulative impacts of development are severe.

2.3 North East Lincolnshire Local Plan 2013 – 2032 (adopted 2018)

- 2.3.1 The Local Plan was adopted by North East Lincolnshire Council in March 2018 and sets out the vision and objectives for the authority, allocates sites for housing, employment and other forms of development and sets out policies.
- 2.3.2 Key transport related policies relevant to the Proposed Development that form part of the Local Plan are as follows:

Policy 36: Promoting Sustainable Transport

- 2.3.3 The policy states that “to reduce congestion, improve environmental quality and encourage more active and healthy lifestyles, the Council will support measures that promote more sustainable transport choices.” The policy states that where appropriate, policies should seek to:
- “focus development which generates significant movements in locations where the need to travel will be minimised;
 - prioritise pedestrian and cycle access to and within the site;
 - make appropriate provision for access to public transport and other alternative means of transport to the car, adopting a 400 m walk to bus stop standard;
 - make suitable provision to accommodate the efficient delivery of goods and supplies; and;
 - make suitable provision for electric vehicle charging, car clubs and car sharing when considering car park provision.”

2.3.4 The policy goes on to state that “planning permission will be granted where any development that is expected to have significant transport implications delivers necessary and cost effective mitigation measures to ensure that development has an acceptable impact on the network’s functioning and safety.”

2.3.5 The policy also states that “where appropriate, Transport Statements, Transport Assessments and/or Travel Plans should be submitted with applications with precise form being dependent on the scale and nature of development and agreed through early discussion with the Council”.

Policy 38: Parking

2.3.6 The policy states that “Development proposals that generate additional parking demand should ensure that appropriate vehicle, powered two-wheeler and cycle parking provision is made. The form and scale of off-street parking required will be assessed against the following:

- The accessibility of the development;
- The type, mix and use of the development;
- The availability and frequency of public transport services; and Local car ownership levels”.

2.3.7 The policy states that developers should consider and incorporate measures to minimise parking provision without causing a detrimental impact to the functioning of the local highway network.

2.3.8 The policy goes on to state that at least 5% of parking bays should be allocated for people with mobility impairments.

2.4 North East Lincolnshire Local Transport Plan (2016 – 2032)

2.1.1 North East Lincolnshire’s Local Transport Plan sets out a programme for a wide range of improvements to local transport over the period 2016 to 2032. The objectives of the plan include:

- “enable sustainable growth through effective transport provision;
- improve journey times and reliability by reducing congestion;
- support regeneration and employment by connecting people to education, training and jobs;
- enable disadvantaged groups or people living in disadvantaged areas to connect with employment, healthcare, social and leisure opportunities;
- improve the health of individuals by encouraging and enabling more physically active travel;
- provide safe access and reduce the risk of loss, death or injury due to transport collisions or crime;
- improve the journey experience on the local transport network; and ensuring that transport contributes to environmental excellence, including managing air quality and reducing transport-related greenhouse gas emissions.”

2.1.1 Major local highways and transport improvement schemes within the immediate area to the application Site include the South Humber Bank Link Road which received planning permission in September 2018.

3.0 Existing Site Conditions

3.1 Site Location

- 3.1.1 The application site is located within the administrative boundary of North East Lincolnshire (NEL), on land at Portlink 180, Hobson Way, Immingham in North East Lincolnshire, centred at Grid Reference TA 22434 13127 (nearest postal code DN41 8DZ). The site lies between Immingham (4km north-west), Stallingborough (2.5km west) and Healing (2km south-west). Grimsby lies approximately 5km south-east of the site, and the Humber Estuary is 1.3km to the east.
- 3.1.2 The application site is identified as an Enterprise Zone, and within the NEL Local Plan (2013-2032) the site is allocated as an employment site for B1, B2 and B8 use, and a strategic employment site. ‘Renewable and energy’ uses are identified as indicative sectors for the site.
- 3.1.3 Hobson Way provides highway access to the development site via the A1173 and the proposed link road off Moody Lane to the south east of the site.
- 3.1.4 The site location is shown in Appendix 1 and in **Figure 3.1** below that outlines the site in relation to Immingham and the local highway network.

Figure 3.1 – Site in relation to Immingham and the local highway network



[Source: Streetmap]

3.2 Existing Highway Network

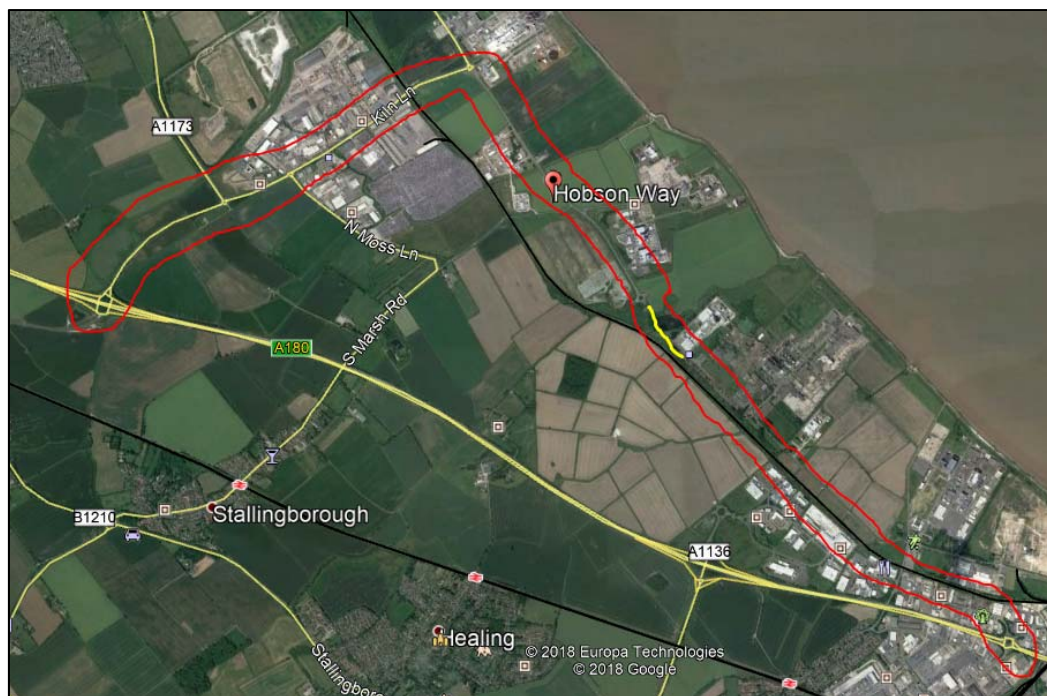
- 3.2.1 Hobson Way is a 7.3 m wide single carriageway road which is illuminated and is subject to a 40 mph speed limit. A pedestrian footway is provided along the western side of the carriageway between South Marsh Road and Kiln Lane. Hobson Way meets Kiln Lane at a four arm standard roundabout junction. The site is accessible off the south western kerbline of Hobson Way.

- 3.2.2 The A1173 is a 7.3 m wide single carriageway road and is subject to the 60 mph national speed limit for single carriageway roads. This provides access to Immingham and Immingham Docks. There are no footways along its length between the A1173 and the Kiln Lane roundabout. The A1173 continues towards the A180 forming a grade separated junction where it meets the A180. The junction is also known as the Stallingborough Interchange.
- 3.2.3 The A180 is a dual carriageway providing access to Grimsby to the south east and the M180 to the west. The A180 is subject to the 70 mph national speed limit for dual carriageways and is part of Highway England's strategic network.

3.3 Baseline Traffic Flows

- 3.3.1 The study area for the assessment, which has been agreed with NELC and HE during the TA scoping stage is shown in Figure 3.2 below.

Figure 3.2 – Study area



[Source: Google Earth imagery]

- 3.3.2 Baseline traffic flows for the immediate local highway network have been established through peak hour classified junction counts at the following locations as agreed with NELC and HE at the scoping stage;
- South Marsh Road / Hobson Way – staggered crossroads
 - Laporte Road / Hobson Way / Kiln Lane - roundabout
 - A1173 / Kiln Lane – roundabout
 - Kiln Lane/North Moss Lane/Trondheim Way - roundabout
 - A180 / A1173 (Stallingbrough Interchange)

- A180/Estate Road 2/Gilby Road/Estate Road 1 (Pyewipe roundabout)

3.3.3 The counts were undertaken on Wednesday 24th and Thursday 25th of April 2019 and the raw traffic data is provided in Appendix A.

3.3.4 To calculate the peak hours, the total flows arriving at each individual junction have been added as shown in Table 3.1 below. The flows at each of the six junctions have been added together to enable the base peak hours to be identified for the purposes of this assessment.

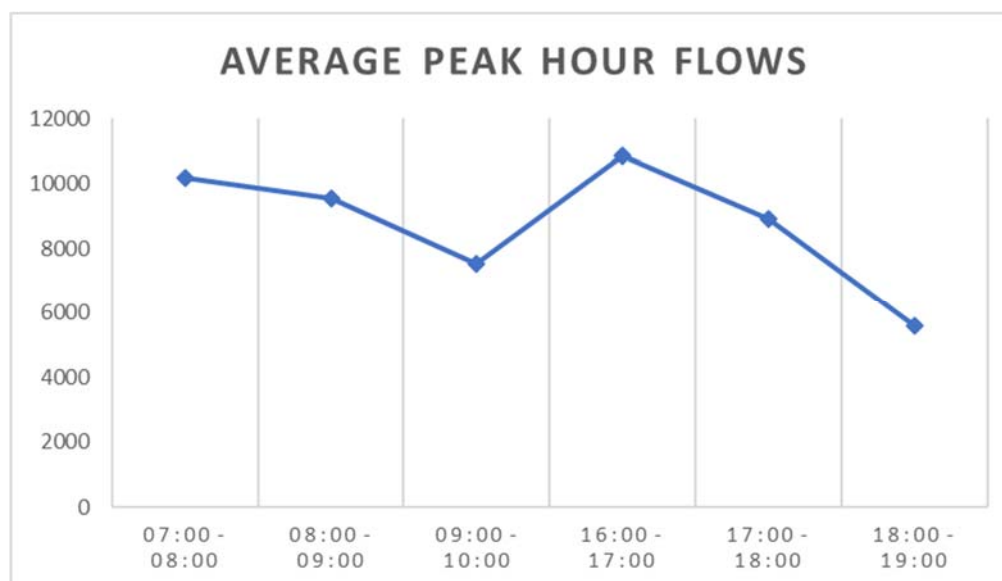
3.3.5 Table 3.1 below identifies the time period of between 07:00 – 08:00 as the weekly AM peak period and between the hours of 16:00 – 17:00 as the PM peak hour

Table 3.1 – Base Peak Hour Flows Counts (April 2019)

Location	AM Peaks						PM Peaks					
	07:00 - 08:00		08:00 - 09:00		09:00 - 10:00		16:00 - 17:00		17:00 - 18:00		18:00 - 19:00	
	Weds	Thurs	Weds	Thurs	Weds	Thurs	Weds	Thurs	Weds	Thurs	Weds	Thurs
South Marsh Road / Hobson Way – staggered crossroads	221	171	145	171	113	124	230	222	105	116	63	54
Laporte Road / Hobson Way / Kiln Lane - roundabout	536	505	452	473	340	372	533	530	273	321	223	201
Kiln Lane/North Moss Lane/Trondheim Way - roundabout	955	1057	1020	1010	738	746	1200	1117	724	888	547	509
A1173 / Kiln Lane – roundabout	2055	2089	1734	1713	1213	1270	2074	2007	1543	1643	1031	989
A180 / A1173 (Stallingbrough Interchange)	1949	2259	1368	1933	1349	1360	2260	2198	1938	1909	1163	1172
A180/Estate Road 2/Gilby Road/Estate Road 1 (Pyewipe roundabout)	4264	4300	4662	4445	3667	3742	4668	4700	4179	4195	2687	2547
Totals	9980	10381	9381	9745	7420	7614	10965	10774	8762	9072	5714	5472

3.3.6 As Figure 3.1 below shows the peak in PM peak is more pronounced and reduces quickly. The Peak in the AM is less obvious and the traffic levels are more sustained.

Figure 3.3 – Peak Hour Flows Comparison



3.3.6 To allow an assessment to be undertaken over a 24 hour period Enzygo installed Automated Traffic Count's (ATCs) at the below junctions. The ATC's were located at key points on the local highway network to enable an accurate assessment of any traffic impact to be assessed;

- Hobson Way (North of South Marsh Road);
- Kiln Lane (West of Hobson Way);
- A1173 (West of North Moss Lane);
- A1173 (North of A180); and
- A180 Westgate (East of Westgate Roundabout).

Table 3.2 – Base Traffic Counts (April 2019)

	Road / Link	Two Way Peak Hour Flows (based on average day)		24 Hour Two Way Flows (based on average day)	HGVS
		AM Peak	PM Peak		
1	Hobson Way (150m north of South Marsh Road)	118	62	965	120
2	Kiln Lane (200m west of Laporte Road)	298	307	3036	555

3	Local Road (200m west of North Moss Lane)	648	601	7600	1024
4	A1173 (320m north of A180)	1347	869	14081	1451
5	A180 (180m east of Pyewipe Road)	2104	2584	33452	1733

3.4 Growth Factors

- 3.4.1 The Proposed Development is anticipated to be fully operational in the later part of 2023 and this has therefore been identified as the assessment year for this Transport Assessment. Following scoping discussions with Highways England, a future operational year of 2029 has also been assessed.
- 3.4.2 Traffic growth factors for the North East Lincolnshire district have been obtained from TEMPRO Version 7.2 software. The use of TEMPRO software is generally recognised as the industry standard tool for determining traffic growth factors to apply to base flows in order to estimate future year traffic flows.

Table 3.3: Total Daily Operational Vehicle Traffic Profile

Road Type	Date Range	AM Peak			PM Peak		
		Production	Attraction	Total	Production	Attraction	Total
Principal	2019-2021	1.0101	1.01	1.01005	1.0121	1.0121	1.0121
Principal	2021-2023	1.0076	1.0078	1.0077	1.0106	1.0111	1.01085
Principal	2023-2029	1.0188	1.0198	1.0193	1.0274	1.029	1.0282

- 3.4.3 The above growth factors have been applied to the 2019 traffic flows to provide the future 2023 and 2029 AM and PM network peak flows

4.0 Proposed Development

4.1 Overview

- 4.1.1 The proposed development is for a 600,000 tonnes per annum Waste-to-Sustainable Transport Fuels Plant. The proposed development will produce synthetic paraffinic kerosene and synthetic naphtha to a standard which meets the Renewable Transport Fuel Obligation. To achieve this, it would produce the kerosene and naphtha from a synthesis gas, with the gas produced on site from imported waste materials used in a waste gasification process.

4.2 Vehicular Access

- 4.2.1 Access to the Proposed Development will be provided via a new access off Hobson Way and the existing roundabout to the south east of the site.
- 4.2.2 Incoming HGVs will enter the Site and proceed to the incoming weighbridge.
- 4.2.3 After weighing the HGVs will proceed to the tipping hall where they will be directed to a vacant tipping bay. On completion of the tipping operation, the vehicles will leave the tipping hall. A one-way system will be operated around the Site to reduce the risk of congestion and collisions.
- 4.2.4 The weight of outgoing vehicles will be recorded at the outgoing weighbridge as they leave the site.

4.3 Parking

- 4.3.1 Having consulted NELC Car Parking Guidelines it is apparent that there are no specific car parking provision levels for Waste Management facilities, as the parking levels depend on a number of factors.
- 4.3.2 The nearest land use category in the NELC guidance for B2 Industry is a maximum of 1 space per 50sq.m. This figure would not be appropriate for the development proposed.
- 4.3.3 The level of car parking provision has been based on a first principles assessment. The parking provision of 84 No. spaces includes for the numbers of staff during the peak staff times of shift change. This includes 4 disabled spaces, which equates to 5% of the spaces.

4.4 HGV Parking

- 4.4.1 As the site is designed to ensure a steady flow of HGVS importing and exporting materials no overnight or long stay HGV parking is provided.

4.5 Cycle and motorcycle parking

- 4.5.1 The application includes the provision of 16 secure cycle parking spaces and 10 motorcycle parking spaces.

5.0 Traffic Generation

5.1 Introduction

- 5.1.1 This section will outline the predicted 'construction' and 'operational' traffic generation of the proposed development. The method of obtaining the base traffic levels has been discussed with NELC and has been used to assess the potential cumulative impact of the traffic.
- 5.1.2 The predicted traffic generation figures for the proposed facility have been provided by the applicant. The figures also include for the predicted construction traffic levels.

5.2 Construction Phase Traffic

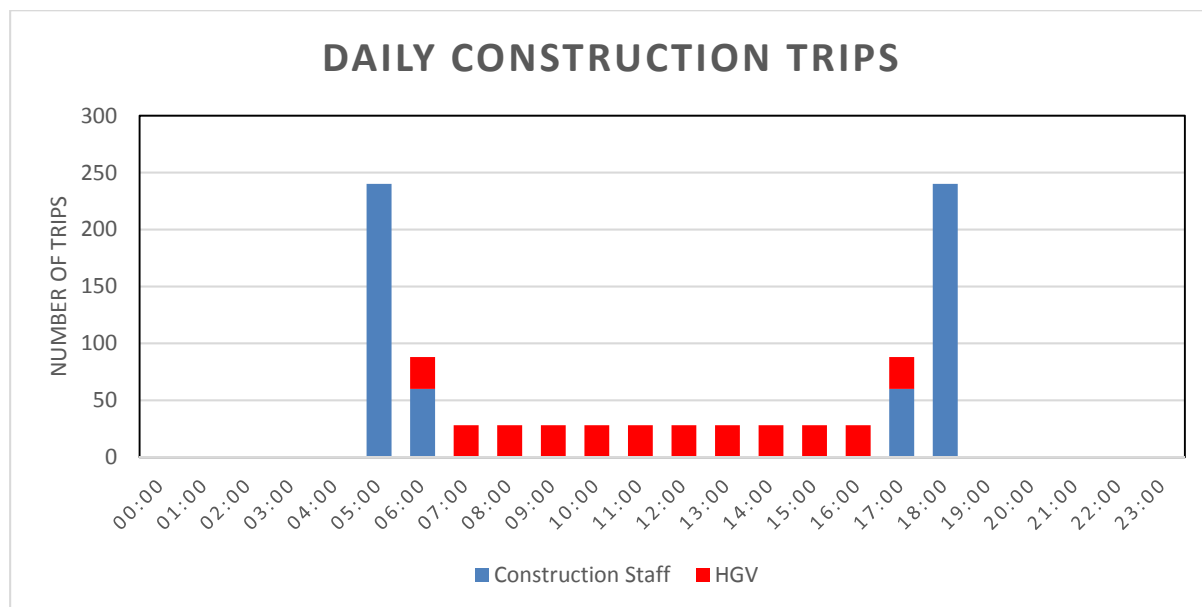
- 5.2.1 Access to the proposed development will be provided via a new access off Hobson Way and the existing roundabout to the south east of the site.
- 5.2.3 The construction period for the Proposed Development is temporary in nature and is estimated to be approximately 36 months starting in 2021 and it will be complete by 2023 when it will become fully operational. Construction will take place on a 24/7 basis.
- 5.2.4 The construction phase is likely to generate approximately 500 staff trips per day(one-way). Based on similar recent sites, is assumed many of these staff will car share so this number can be reduced to 300 arrival and departures. This figure is then split between two shifts, the first from 06:00 – 18:00hrs with 80% of the trips and the second between 18:00 – 06:00hrs with the remaining 20% of trips.
- 5.2.5 The volume of construction HGVs on the network is predicted to be relatively consistent over a 06:00 - 18:00hrs delivery period. The number of HGV's may fluctuate slightly depending on the type of construction activity.
- 5.2.6 A number of Abnormal Indivisible Load (AIL) movements are expected during the construction programme associated with the delivery of large items of plant and equipment.
- 5.2.7 The ports of Immingham, Hull and Goole are situated near to the Proposed Development. Detailed consideration will be given to the appropriate port and AIL routes during detailed design when details of the size of loads and timing of deliveries are known. However, it is a reasonable expectation that major ports can accommodate abnormal load and that adequate access to the strategic network is achievable.
- 5.2.8 Table 5.1 and Figure 5.1 below summarises the expected daily profile during the most robust construction period. As can be seen the peaks in generated traffic are between 05:00 – 06:00hrs in the AM and 18:00 – 19:00hrs in the PM when construction staff arrive and depart. Both of these peaks are outside the highway network peaks of 07:00 -08:00hrs and 16:00 – 17:00hrs

Table 5.1 – Daily Construction Vehicle Profile (Peak Period for Construction traffic)

HOUR BEGINNING	CONSTRUCTION WORKER VEHICLES		CONSTRUCTION HGVS	
	ARRIVALS	DEPARTURES	ARRIVALS	DEPARTURES
00:00	0	0	0	0
01:00	0	0	0	0
02:00	0	0	0	0
03:00	0	0	0	0
04:00	0	0	0	0
05:00	240	0	0	0
06:00	0	60	14	14
07:00	0	0	14	14
08:00	0	0	14	14
09:00	0	0	14	14
10:00	0	0	14	14
11:00	0	0	14	14
12:00	0	0	14	14
13:00	0	0	14	14
14:00	0	0	14	14
15:00	0	0	14	14
16:00	0	0	14	14
17:00	60	0	14	14
18:00	0	240	0	0
19:00	0	0	0	0
20:00	0	0	0	0
21:00	0	0	0	0

22:00	0	0	0	0
23:00	0	0	0	0
Total	300	300	168	168

Figure 5.1 –Number of construction trips throughout the day



5.2.9 For the purpose of this assessment HGV traffic has been assigned to the most direct route to the strategic network which is the A180 Stallingborough Interchange via Hobson Way, Kiln Lane and the A1173. The construction workers assignment has been based on the distribution information provided by the applicant.

5.2.10 The peak construction traffic has been assigned onto the local highway and concludes that of the construction traffic (staff and HGV’s), construction staff will be split 50/50 over links 1-4 and 5 with the HGV’s split 82% onto the A180/A1173 and the remaining 18% at the Pyewipe junction.

5.3 Commissioning Phase Traffic

5.3.1 The commissioning period for the proposed development is temporary in nature and is estimated to be approximately 18 months starting in 2022 and will be complete by late 2023 when the plant will become fully operational. The phase will involve ensuring the waste management plant is running efficiently.

5.3.2 Given the 24-hour operation of the facility a staff shift system will be in operation and is likely to be undertaken via two 12 hour shifts over a 24 hour period (assume 06:00 – 18:00hrs and 18:00– 06:00hrs). It is anticipated there will be a maximum of 28 staff per shift, with an additional 18 admin staff being employed who will work 08:00 – 18:00hrs.

5.3.3 As with the above stage, construction will be ongoing, and this stage will also include 300 construction worker trips a day

5.3.4 Deliveries are proposed to occur between the hours of 07:00 and 19:00hrs. It is anticipated that total HGV would be 14 in and 14 out per hour or 168 per day, as shown below. It should

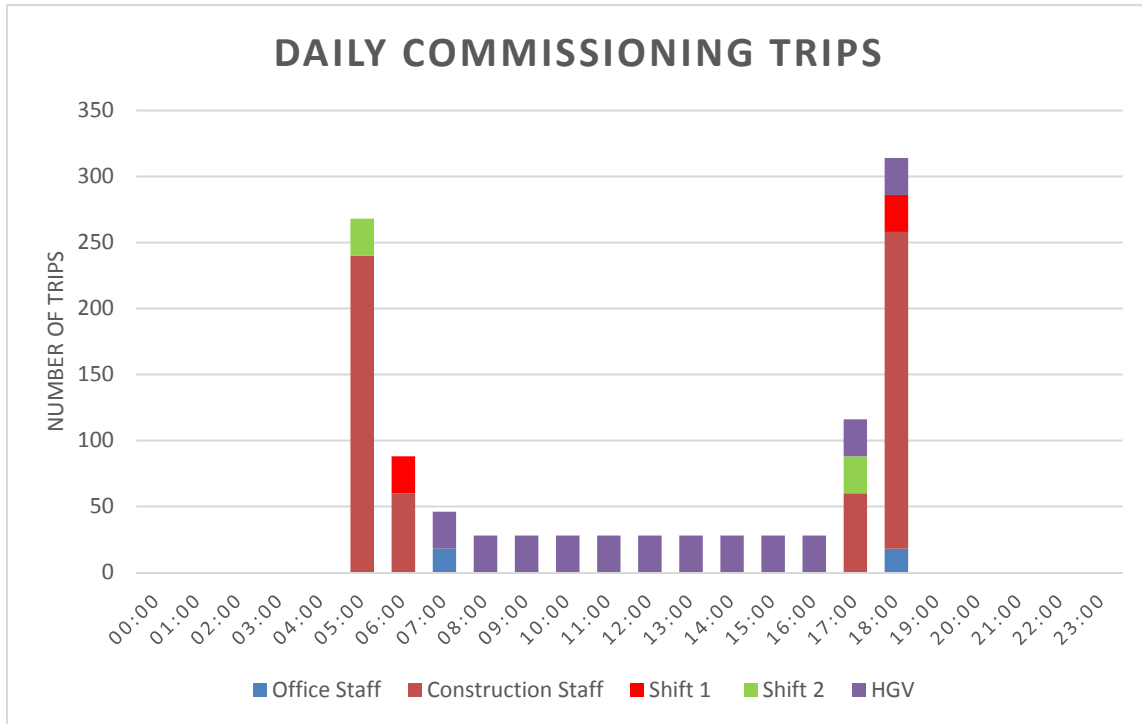
be noted that during this phase the plan is to deliver material 24/7 365 days a year subject to the Waste Contract, therefore the modelling assumes a worst case in terms of HGV deliveries.

- 5.3.5 As the Table 5.2 and Figure 5.2 below show the maximum number of trips occurs between 05:00 - 06:00hrs in the AM and 18:00 – 19:00hrs in the PM. Both the AM and PM peaks for vehicles movements at this stage occur outside the highway network peak hours.

Table 5.2 – Daily Commissioning Vehicle Profile (Typical)

HOUR BEGINNING	CONSTRUCTION WORKER VEHICLES		STAFF VEHICLES		OPERATIONAL HGVS	
	ARRIVALS	DEPARTURES	ARRIVALS	DEPARTURES	ARRIVALS	DEPARTURES
00:00	0	0	0	0	0	0
01:00	0	0	0	0	0	0
02:00	0	0	0	0	0	0
03:00	0	0	0	0	0	0
04:00	0	0	0	0	0	0
05:00	240	0	28	0	0	0
06:00	0	60	0	28	0	0
07:00	0	0	18	0	14	14
08:00	0	0	0	0	14	14
09:00	0	0	0	0	14	14
10:00	0	0	0	0	14	14
11:00	0	0	0	0	14	14
12:00	0	0	0	0	14	14
13:00	0	0	0	0	14	14
14:00	0	0	0	0	14	14
15:00	0	0	0	0	14	14
16:00	0	0	0	0	14	14
17:00	60	0	28	0	14	14
18:00	0	240	0	46	14	14
19:00	0	0	0	0	0	0
20:00	0	0	0	0	0	0
21:00	0	0	0	0	0	0
22:00	0	0	0	0	0	0
23:00	0	0	0	0	0	0
Total	300	300	74	74	168	168

Figure 5.2 –Number of operational trips throughout the day



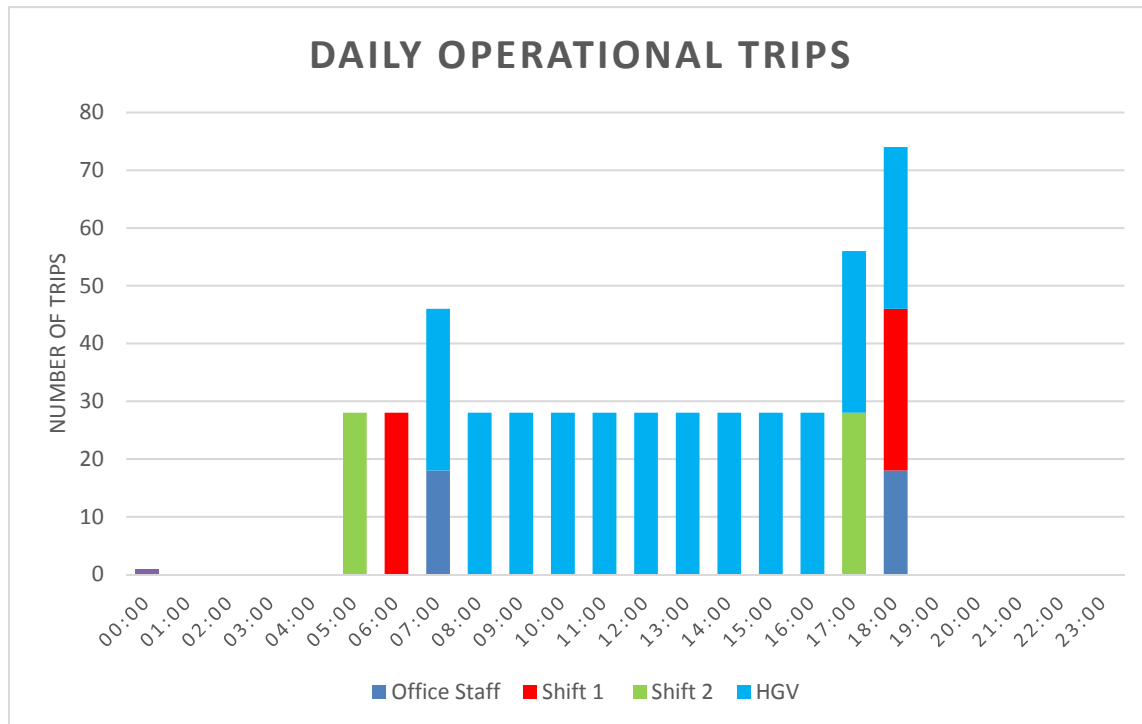
5.4 Operational Phase Traffic

- 5.4.2 Once fully operational in late 2023 the plant will employ up to 74 staff per day (56 shift staff and 18 office staff). Conservatively assuming a car occupancy of one staff member per vehicle, this equates to 74 cars per day (148 vehicle movements)
- 5.4.3 Given the 24 hour operation of the facility a staff shift system will be in operation and is likely to be undertaken via two 12 hour shifts over a 24 hour period (assume 06:00 – 18:00hrs and then 18:00– 06:00hrs). It is anticipated there will be a maximum of 28 staff per shift, with an additional 18 admin staff being employed who will work 08:00 – 18:00hrs.
- 5.4.4 For the purpose of transport modelling, deliveries are proposed to occur between the hours of 07:00 and 19:00. It is anticipated that total HGV movements at the Proposed Development would be 14 in and 14 out per hour or 168 per day, as shown below. It should be noted that once operational the plan is to deliver material 24/7 365 days a year subject to the waste contract. The assumptions used within the model therefore reflect the worse case scenario.
- 5.4.5 The staff vehicles are assigned 50/50 across the A180/A1173 Pyewipe roundabout and HGV's are assigned as 82% onto the A180/A1173 junction and 18% onto the Pyewipe roundabout.
- 5.4.6 As Table 5.3 and Figure 5.3 show the maximum number of trips occurs between 07:00 - 08:00hrs in the AM and 18:00 – 19:00hrs in the PM. In this phase the AM peak for vehicles movements coincides with the AM highway network peak hour and as such will be modelled as the worst case.

Table 5.3 – Daily Operational Vehicle Profile (Typical)

HOUR BEGINNING	STAFF VEHICLES		OPERATIONAL HGVS	
	ARRIVALS	DEPARTURES	ARRIVALS	DEPARTURES
00:00	0	0	0	0
01:00	0	0	0	0
02:00	0	0	0	0
03:00	0	0	0	0
04:00	0	0	0	0
05:00	28	0	0	0
06:00	0	28	0	0
07:00	18	0	14	14
08:00	0	0	14	14
09:00	0	0	14	14
10:00	0	0	14	14
11:00	0	0	14	14
12:00	0	0	14	14
13:00	0	0	14	14
14:00	0	0	14	14
15:00	0	0	14	14
16:00	0	0	14	14
17:00	28	0	14	14
18:00	0	46	14	14
19:00	0	0	0	0
20:00	0	0	0	0
21:00	0	0	0	0
22:00	0	0	0	0
23:00	0	0	0	0
Total	74	74	168	168

Figure 5.3 –Number of operational trips throughout the day



5.5 Proposed HGV Distribution

- 5.5.1 Due to the convenience and relative close proximity of the A180 to the proposed site Alalto has confirmed that the highest proportion of arrivals and departures to and from the site will be via the A180/A1173, Kiln Lane and Hobson Way. This is the route that the majority of the HGV's accessing adjacent sites are currently using and until the new link road opens (due in 2021) this will continue to be the case.
- 5.5.2 However, once the link road is complete and in full operation Alalto predict that a relatively small proportion of the operational traffic will seek to access and egress the site via Moody Lane, the new link road and the Pyewipe roundabout to access the A180 to the south east. As the commissioning phase for the facility will commence around June 2022 and will continue until the end of 2023 (18 month period) during this period the traffic generation will be at its highest daily levels as there will be an overlap between construction activity and operational activity. Also, the link road will be operational at this time so some of the traffic will use this route to the Pyewipe roundabout, although the volume is not considered to be significant.
- 5.5.3 Alalto also provided approximate percentage splits across the local highway network, predominantly in relation to the operational imports and exports and how they are to be assigned onto the A180. It should be noted that as the proposed link road, between Hobson Way and Moody Lane, will not be fully operation until circa 2021 then the construction and operation traffic, post 2021, will be able to use this route. However, having reviewed the percentage splits provided it is apparent that the majority of the construction and operational traffic will use the A180, A1173, Kiln Lane, Hobson Way approach.
- 5.5.4 Enzygo has assumed that the construction traffic will be split in similar proportions with the construction and operational staff split 50/50 across the A180/A1173 and A180 Pyewipe

junction. The construction traffic should be able to use the new link road as the start of construction and completion of the link road dates should coincide.

6.0 Committed Developments

6.1 Introduction

6.1.1 Following discussion with NELC, the assessment has had regard to the traffic generated by the following committed developments within the Study Area;

- **South Humber Power (DM/1070/18/FUL)** – A full planning application for the construction, operation (including maintenance) and decommissioning of the Proposed South Humber Bank Energy Centre, an energy from waste facility on land to the east of the existing South Humber Bank Power Station, South Marsh Road, Stallingborough.
- **North Beck Energy (DM/0026/18/FUL)** - A full planning application for the development of an energy recovery facility on land south of Queens Road, Immingham was granted in October 2018.
- **Great Coates Energy (DM/0329/18/FUL)** - Full planning permission was granted in August 2017 for the construction of a renewable energy centre.
- **Link Road (DM/0094/18/FUL)** - A new Link Road with shared cycle / footway provision 9.16 connecting Moody Lane / Woad Lane junction (to the south-east) to Hobson Way Roundabout (to the north-west) was approved in September 2018. The Link Road is due to open in 2021.
- **Immingham Railfreight (DM/0333/17/FUL)** - Full planning permission was granted in December 2017 9.9 to construct a waste tyre to energy pyrolysis plant at the disused Immingham Railfreight Terminal.
- **Plot Q (DM/0848/14/FUL)** - Full planning permission was granted in April 2016 for the development of a renewable power facility for the production of electricity using pre-treated fuel feedstocks including tyres and carpets.
- **Stallingborough Interchange (DM/0105/18/FUL)** - A hybrid application seeking outline consent for the development of up to 120,176 sqm of B1 (Business), B2 (Industrial) and B8 (Storage and Distribution) and a full application for the creation of a new roundabout, new access roads, associated highway works, substations, pumping stations, drainage and landscaping was submitted in March 2018 and is awaiting a decision.

- **Queens Road (DM/0147/16/FUL)** - A full planning application for Engineering works and use of land for external car parking, internal site access works, boundary works, and other associated works on land to the rear Of Paragon House Kiln Lane Stallingborough North East Lincolnshire
- **Kia Car Storage (DM/0147/16/FUL)** - Full planning permission was granted in June 2016 for an extension to the established vehicle processing business run by Paragon to meet Kia's requirements. The development proposals would see the change of use of agricultural land to additional external vehicle storage.
- **Highfield House Residential (DM/0708/18/OUT)** - Outline planning application for the development of up to 525 residential dwellings together with an extra care facility for the elderly with up to 80 units with access to be considered.
- **ABLE UK** - Application for Development Consent by Able Humber Ports Ltd for the Proposed Able Marine Energy Park.

6.1.2 The total committed two-way flows for each link road within the Study Area for the years 2021, 2023 and 2029 are shown in Table 6.1 below.

Table 6.1 – Committed Development Flows (24 AADT)

Road / Link	2021 BASELINE		2023 BASELINE		2029 BASELINE	
	TOTAL VEH'S	TOTAL HGVs	TOTAL VEH'S	TOTAL HGVs	TOTAL VEH'S	TOTAL HGVs
Hobson Way (150m north of South Marsh Road)	693	631	700	637	718	654
Kiln Lane (200m west of Laporte Road)	1047	886	1057	895	1085	918
Local Road (200m west of North Moss Lane)	1758	1007	1777	1018	1823	1044
A1173 (320m north of A180)	1622	1034	2668	1301	4440	1854
A180 (180m east of Pyewipe Road)	1207	547	1734	681	2625	958

6.1.3 As Table 6.2 below shows the impact of the new development on the baseline future flows is limited when the committed development are considered.

Table 5.2 – Future Flows Comparison Traffic Flows (including Com Development (24 Hours AADT))

Road / Link	2029 Baseline	2029 BASELINE PLUS COMMITTED		2029 BASELINE PLUS COMMITTED + DEVELOPMENT	
	TOTAL VEH'S	TOTAL VEH'S	% Increase from Base	TOTAL VEH'S	% Increase from Base Plus Committed
Hobson Way (150m north of South Marsh Road)	1002	1720	42%	1964	12%
Kiln Lane (200m west of Laporte Road)	3150	4235	26%	4479	5%
Local Road (200m west of North Moss Lane)	7886	9709	19%	9953	2%
A1173 (320m north of A180)	15909	20349	22%	20593	1%
A180 (180m east of Pyewipe Road)	36730	39355	7%	39599	1%
Total	64677	75368	14%	76588	2%

6.1.4 For the purposes of the junction assessment the distribution information for the above trips was taken from the relevant Transport Assessments/ Statements where available.

7.0 Traffic Impact Assessment

7.1 Junction Capacity Assessments

7.1.1 This section describes the junction capacity assessments. The following junction were selected through discussion with NELincs:

- South Marsh Road/ Hobson Way (Staggered Crossroads);
- Laporte Road / Kiln Lane / Hobson Way Roundabout;
- Kiln Lane / North Moss Lane / Trondheim Way Roundabout;
- A1173 / Kiln Lane Roundabout;
- A1173/A180 Stallingborough Interchange; and
- A180 / Moody Lane / Pyewipe Road (Westgate Roundabout).

7.1.2 All junctions have been modelled using the TRL Software package Junctions 9. The results generated indicate the maximum Ratio of Flow to Capacity (RFC) value on each arm and the maximum queue generated. RFC values below 0.85 indicate the junction is operating without any issues. Values between 0.85 and 1.0 indicate the junction is operating above its design capacity but still operating within its theoretical capacity. RFC values in excess of 1.0 represent congested conditions and the junction begins to fail.

7.1.3 The modelling has been undertaken based on passenger car unit values (pcus) in order to best reflect any operational effects associated with HGV traffic.

7.1.4 Junction capacity assessments were requested for the following scenarios:

- 2019 Base;
- 2023 Base + Committed Development;
- 2023 Base + Committed + Commission Phase traffic
- 2023 base + Committed + Development;
- 2029 Base + Committed Development; and
- 2029 Base + Committed + Development

It should be noted that all scenarios tested after 2019 will include the link road.

7.1.5 In order to demonstrate the impact on the above junctions the worst case in terms of number of trips on the highway network peaks has been assessed. As shown in Table 7.1 below this has been identified as Commissioning /Operational Phase Traffic. Therefore, the operational phase was assessed as the worst case. This scenario has been assessed first in 2029 with the committed development traffic and at junctions where there are no capacity issues no further modelling has been carried out as agreed through consultation with NELincs.

Table 7.1: Phase Peak Trips Comparison

Peak	CONSTRUCTION PHASE TOTAL VEHICLES		COMMISSIONING PHASE TOTAL VEHICLES		OPERATIONAL PHASE TOTAL VEHICLES	
	ARRIVALS	DEPARTURES	ARRIVALS	DEPARTURES	ARRIVALS	DEPARTURES
07:00 - 08:00	14	14	32	14	32	14
16:00 - 17:00	14	14	14	14	14	14
	Total	56	Total	74	Total	74

7.2 South Marsh Road / Hobson Way**Table 7.2: Junction 9 Modelling Results South Marsh Road / Hobson Way – 2029 Base + Committed Developments + Operational Phase Traffic**

ARM / PERIOD	Weekday AM Peak (07:00 – 08:00 hours)			Weekday PM Peak (16:00 – 17:00 hours)		
	Queue (PCU)	Delay (s)	RFC	Queue (PCU)	Delay (s)	RFC
North Western T Junction						
South Marsh Road (West) to Hobson Way Northbound	0.2	4.81	0.15	0.0	0.00	0.00
South Marsh Road (West) to Hobson Way Southbound	0.0	5.15	0.05	0.0	0.00	0.00
Hobson Way to South Marsh Road	0.0	0.00	0.00	0.0	4.48	0.02
South Eastern T Junction						
South Marsh Road (East) to Hobson Way Northbound	0.0	5.02	0.03	0.1	5.22	0.08
South Marsh Road (East) to Hobson Way Southbound	0.0	4.31	0.02	0.0	4.33	0.01
Hobson Way to South Marsh Road	0.0	4.46	0.03	0.0	4.42	0.01

7.2.1 The modelling suggests that the junction will operate well within capacity during both the AM and PM peak periods, in the worst-case scenario, with a maximum RFC of 0.08 being on South Marsh Road (East) to Hobson Way Northbound arm during the PM Peak. The full outputs of these assessments are included in Appendix 6.

7.3 Laporte Road / Hobson Way / Kiln Lane

Table 7.3: Junction 9 Modelling Results Laporte Road / Hobson Way / Kiln Lane – 2029 Base + Committed Developments + Operational Phase Traffic

ARM / PERIOD	Weekday AM Peak (07:00 – 08:00 hours)			Weekday PM Peak (16:00 – 17:00 hours)		
	Queue (PCU)	Delay (s)	RFC	Queue (PCU)	Delay (s)	RFC
Hobson Way	0.1	1.58	0.07	0.0	1.61	0.04
Kiln Lane	0.2	2.07	0.19	0.1	1.73	0.06
Laporte Road	0.1	1.97	0.06	0.3	2.27	0.22
Access Road	0.0	0.00	0.00	0.0	0.00	0.00

7.3.1 The modelling suggest the junction will operate well within capacity during both the AM and PM peak periods, in the worst case scenario, with a maximum RFC of 0.22 on Laporte Road arm during the PM Peak. The full outputs of these assessments are included in Appendix 6.

7.4 Kiln Lane/North Moss Lane/Trondheim Way

Table 7.4: Junction 9 Modelling Results Kiln Lane/North Moss Lane/Trondheim Way – 2029 Base + Committed Developments + Operational Phase Traffic

ARM / PERIOD	Weekday AM Peak (07:00 – 08:00 hours)			Weekday PM Peak (16:00 – 17:00 hours)		
	Queue (PCU)	Delay (s)	RFC	Queue (PCU)	Delay (s)	RFC
Kiln Lane	0.3	3.10	0.22	1.0	4.69	0.50
North Moss Lane	0.3	2.73	0.20	0.1	3.08	0.11
A1173	0.3	2.88	0.21	0.5	2.95	0.31
Trondheim Way	0.2	2.33	0.18	0.1	2.24	0.08

7.4.1 The modelling suggests the junction will operate within capacity during both the AM and PM peak periods, in the worst case scenario, with a maximum RFC of 0.50, being on Kiln Lane arm during the PM Peak. The full outputs of these assessments are included in Appendix 6.

7.5 A1173 / Kiln Lane

7.5.1 It is noted that as part of the Stallingborough Employment Site development, several improvements to this roundabout are proposed and this junction will be modelled with those improvements in place.

Table 7.5: Junction 9 Modelling Results A1173 / Kiln Lane – 2029 Base + Committed Developments + Operational Phase Traffic

ARM / PERIOD	Weekday AM Peak (07:00 – 08:00 hours)			Weekday PM Peak (16:00 – 17:00 hours)		
	Queue (PCU)	Delay (s)	RFC	Queue (PCU)	Delay (s)	RFC
Access Road	0.0	0.00	0.00	0.0	0.00	0.00
A1173 Eastbound	6.4	13.93	0.87	0.7	3.12	0.40
A1173 Southbound	0.6	4.55	0.36	2.3	8.28	0.70
Kiln Lane Westbound	0.3	2.21	0.22	1.7	5.82	0.63

7.5.2 The modelling suggests that junction will operate under capacity during both the AM and PM peak periods, in the worst case scenario, with a maximum RFC of 0.87 being forecast on the A1173 Eastbound arm during the AM Peak, with an associated queue of 7 vehicles. This arm has an RFC between 0.85 and 1.0, which indicates the junction is operating above its design capacity but within its theoretical capacity. Additional assessment were carried out to understand the impact of the development traffic. The full outputs of these assessments are included in Appendix 6.

Table 7.6: Junction 9 Modelling Results A1173 / Kiln Lane – 2029 Base + Committed Developments

ARM / PERIOD	Weekday AM Peak (07:00 – 08:00 hours)			Weekday PM Peak (16:00 – 17:00 hours)		
	Queue (PCU)	Delay (s)	RFC	Queue (PCU)	Delay (s)	RFC
Access Road	0.0	0.00	0.00	0.0	0.00	0.00
A1173 Eastbound	5.9	12.83	0.86	0.7	3.08	0.40
A1173 Southbound	0.5	4.47	0.36	2.2	8.12	0.69

Kiln Lane Westbound	0.3	2.19	0.21	1.7	5.82	0.63
---------------------	-----	------	------	-----	------	------

7.5.2 As can be seen in Table 7.6 above, the junction operates with a maximum RFC of 0.86 on the A1173 Eastbound arm during the AM Peak, with an associated queue of 6 vehicles without the development traffic. As this junction is operating above its design capacity before the addition of the development traffic and the queue only increases by 1 vehicle it can be demonstrated that the development traffic has a limited impact. The full outputs of these assessments are included in Appendix 6.

7.6 A180 / A1173 (Stallingbrough Interchange)

7.6.1 It is noted that as part of the Stallingborough Employment Site development, improvements to the roundabout are proposed and this junction will be modelled with those improvements in place.

7.6.2 This junction has been modelled using the 'Lane Simulation' mode within Junctions 9 and allows lane specific movements for each approach to be considered resulting in Level of Service (LOS) based on delay and queue. The transportation LOS system uses the letters A through F, with the definitions below being typical:

- A = Free flow
- B = Reasonably free flow
- C = Stable flow
- D = Approaching unstable flow
- E = Unstable flow
- F = Forced or breakdown flow

Table 7.7: Junction 8 Modelling Results A180/A1173 – 2029 Base + Committed Developments + Operational Phase Traffic

ARM / PERIOD	Weekday AM Peak (07:00 – 08:00 hours)			Weekday PM Peak (16:00 – 17:00 hours)		
	LOS	Max Queue (PCU)	RFC	LOS	Max Queue (PCU)	RFC
A1173 Northbound	A	0.4	0.30	A	0.1	0.10
A180 Eastbound Off-slip	A	0.7	0.43	A	0.4	0.30
A1173 Southbound	A	05	0.33	A	1.4	0.58
A180 Westbound Off-slip	A	0.4	0.30	A	0.3	0.25

7.6.3 The modelling suggests the junction will operate within capacity and with free flow during both the AM and PM peak periods, in the worst case scenario, with a maximum RFC of 0.58 forecast on the A1173 Southbound arm during the PM Peak, resulting in a max queue of 2 vehicles. The full outputs of these assessments are included in Appendix 6.

7.7 Westgate Roundabout

7.7.1 Initial research suggests that there are existing capacity problems at this junction. The Local Transport Plan for North East Lincolnshire – Transport Strategy April 2011 – March 2026 states that, ‘through analysis of data collected by satellite navigation systems several (congestion) hotspots have been identified includingWestgate Roundabout (A180)’.

Table 7.8: Junction 8 Modelling Results Westgate Roundabout – 2019 Base

ARM / PERIOD	Weekday AM Peak (07:00 – 08:00 hours)			Weekday PM Peak (17:00 – 18:00 hours)		
	Queue (PCU)	Delay (s)	RFC	Queue (PCU)	Delay (s)	RFC
A180 East	184.9	293.98	1.17	2.6	7.24	0.71
Pyewipe Road	4.6	23.26	0.82	1.8	8.13	0.62
Birchin Way	3.0	71.97	0.76	1.8	21.15	0.63
A180 West	2.4	6.56	0.69	217.6	383.91	1.21
Moody Lane	0.6	9.42	0.34	18.1	180.25	1.04

7.7.2 The modelling outputs suggest the junction will operate at over capacity during both the AM and PM peak periods, in the base scenario. As the capacity problems at this junction are existing, and once overcapacity the ability of the modelling software to calculate the additional impact of the new traffic is limited, no further modelling was carried out.

7.7.3 As Table 7.9 below shows when the development flows are added to this junction the overall increase in flows is less than 1%. It is therefore reasonable to assume that impact on this junction is marginal and no mitigation measures are required as part of this application.

Table 7.9: A180 Westgate Roundabout flows comparison

A180 Westgate Roundabout	2029 Base + Committed Development		2029 Base + Com Dev + Development		Increase		% Change	
	AM	PM	AM	PM	AM	PM	AM	PM
A180 West	1251	2186	1251	2186	0	0	0.0	0.0
Moody Lane	970	778	973	781	3	3	0.3	0.3
A180 East	2445	1729	2456	1731	12	3	0.5	0.1

Pywipe Road	702	757	702	757	0	0	0.0	0.0
Birchin Way	151	295	151	295	0	0	0.0	0.0
Totals	5519	5745	5534	5750	14	5	0.4	0.2

8.0 Personal Injury Accident Data Analysis

8.1 Overview

- 8.4.1 The latest five year road accident data was obtained from NELC for the area shown below in Figure 8.1.

Figure 8.1 – Extent of Road Accident Search Area for new Facility



[Source: Googlemap]

- 8.1.2 A review of the data revealed that 17 No. 'slight' accidents and 4 No. 'serious' accidents have occurred between 13th December 2013 and 12th December 2018. No fatalities have occurred over this period.
- 8.4.1 The accident data confirmed that there are two main accident clusters in the surveyed area. 8No. Slight and 2No. Serious accidents were around the A1173 / A189 grade separated junction; and there were also 3No. Slight and 1No. Serious accidents in the vicinity of the A1173/Kiln Lane Roundabout. The remaining 7No. accidents are Slight and spread out singularly across the surveyed area.
- 8.1.4 A summary of all PIAs for the surveyed area are shown in Tables 8.1 to 8.4 below.

8.1.5 It is noted that a new link road is currently being constructed between Hobson Way and Moody Lane. This scheme is called the Humber Bank Link Road and will allow traffic using the facility to access the A180 via Moody Lane and Westgate Roundabout to the West of the site. Therefore, we have included an extract of the accident data for Westgate Roundabout from the South Humber Bank Energy Centre Transport Assessment dated December 2018 at the end of this section of our report.

8.2 A180/A1173 Grade-Separated Interchange

8.2.1 Over the five-year study period a total of 10No. accidents occurred, 4No. located at the Interchange or its approaches and 5No. along the A180 Main Carriageway itself.

8.2.2 Of these 10 accidents, 8 were of slight severity and 2 of serious severity. 6 of all these accidents were rear shunts, though only 3No. of these accidents appear to involve rear shunts into queueing traffic due to congestion. Of these 3No. accidents, 1No. took place on the A1173 SB approach to the Interchange, 1No. took place on the A180 WB Offslip and 1No. took place on the WB dual carriageway. All 3No. of these accidents were Slight.

8.2.3 Other accidents at this location were caused by drivers losing control of their vehicle, drivers being inattentive or rear shunting into stationary traffic which had stopped due to other accidents further ahead.

8.2.4 Of the 2No. Serious accidents here, 1No. accident was caused by a goods vehicle rear shunting a car stopped at the roundabout Give Way line and 1No. accident was caused by an older driver losing control of his vehicle at night and hitting a lighting column.

Table 8.1 – Summary of Personal Injury Accidents at A180/A1173 Interchange (Severity & Road User per year)

Location	Date of Incident	Severity	No. of Vehicles	Causation
A180/A1173 R'bt	15/05/2015	Slight	1	Single Vehicle Collision
A180/A1173 R'bt	22/02/2016	Serious	1	Single Vehicle Collision
A1173 (North Arm) SB	06/08/2016	Slight	2	Rear End Shunt
A180 WB Offslip	30/06/2015	Slight	2	Rear End Shunt
A180 WB Offslip	09/08/2018	Serious	2	Rear End Shunt at Rbt Give Way
A180 EB	30/09/2015	Slight	2	Single Vehicle Collision
A180 WB	03/11/2014	Slight	2	Nearly Rear End Shunt and then lost control (Dark/Illuminated)
A180 WB	18/12/2014	Slight	1	Single Vehicle Collision
A180 WB	08/09/2016	Slight	4	Rear End Shunt
A180 WB	06/12/2016	Slight	2	Rear End Shunt in fog – traffic stood due to RTA

8.3 A1173/Kiln Lane Roundabout

8.3.1 Over the five-year study period a total of 4No. accidents occurred at this roundabout. Of these 4No. accidents, 3No. were of slight severity and 1No. of serious severity. Of these accidents 3No. were rear shunts, though only 2No. of these accidents appear to involve rear shunts into queueing traffic due to congestion. Of these 2No. accidents, 1No., a Slight, took place on the Kiln Lane SB approach to the roundabout and 1No. Serious took place on the A1173 (South Arm) NB approach to the roundabout.

Table 8.2 – Summary of Personal Injury Accidents at A1173/Kiln Lane Roundabout (Severity & Road User per year)

Location	Date of Incident	Severity	No. of Vehicles	Causation
A1173/Kiln Lane R'bt Approach Kiln Lane SB	21/04/2016	Slight	3	Rear End Shunt
A1173/Kiln Lane R'bt Approach Kiln Lane SB	29/12/2015	Slight	2	Two vehicle Collision
A1173/Kiln Lane R'bt	25/07/2014	Slight	2	Rear End Shunt on slowing vehicle
A1173/Kiln Lane R'bt A1173 (South Arm) SB	16/10/2015	Serious	2	Rear End Shunt

8.4 Other Locations within the Survey Area

8.4.1 Over the five year study period a total of 7No. accidents occurred singularly at other locations in the area. These other locations are the stretches of road away from the A180 Interchange and the A1173/Kiln Lane Roundabout: A1173 Kings Road, Queens Road, Kiln Lane, Laporte Road, Netherlands Way & Hobsons Way.

8.4.2 Of these 7No. accidents, 6No. were of slight severity and 1No. of serious severity. Most of these accidents were collisions between 2 vehicles, all can be put down to driver or rider error and 4No. accidents, including the Serious, involved a bicycle or motorcycle.

Table 8.3 – Summary of Personal Injury Accidents at Other Locations within the Survey Area (Severity & Road User per year)

Location	Date of Incident	Severity	No. of Vehicles	Causation
A1173 Queens Road/ Laporte Road, Immingham	18/06/2014	Serious	2	Two vehicle Collision
A1173 Kiln Lane	22/05/2015	Slight	2	Two vehicle Collision
Hobson Way, Immingham	14/07/2016	Slight	1	Single Vehicle Collision (Motorcycle)
Kings Road, Immingham (A1173)	17/12/2016	Slight	2	Two vehicle Collision (Car, Bicycle)
Laporte Road, Immingham	03/01/2017	Slight	2	Two vehicle Collision (Icy conditions)
Netherlands Way	15/02/2017	Slight	2	Two vehicle Collision (Car, Bicycle)
A1173 Queens Road, Immingham	11/07/2018	Slight	2	Two vehicle Collision (Car, Motorcycle)

Table 8.4 – Yearly Summary of Personal Injury Accidents at all Locations within the Survey Area (Severity & Road User per year) from 13/12/2013 to 12/12/2018.

Year	Slight	Serious	Fatal	Total
13/12/2013 to year end	0	0	0	0
2014	3	1	0	4
2015	5	1	0	6
2016	6	1	0	7
2017	2	0	0	2
Year start to 12/12/2018	1	1	0	2
Total	17	4	0	21

8.4.3 Given the small number of accidents between the site and the A180/A1173 Interchange, it is considered that there are no highway safety concerns in the vicinity of the site. In addition, the new link road to the east of the site currently being constructed will give traffic the option to access the A180 via Moody Lane and Westgate Roundabout and so current traffic on Kiln Lane and the A1173 is likely to drop considerably due to this.

8.5 A180 Westgate Roundabout

- 8.5.1 As mentioned earlier, the following is gained from the South Humber Bank Energy Centre Transport Assessment dated December 2018 for the accidents at Westgate Roundabout which is the roundabout that approximately half of the site's traffic is expected to use once the new South Humber Bank Link Road is constructed.
- 8.5.2 Figure 8.2 below shows the Extent of Road Accident Search Area for A180 Westgate Roundabout. The accidents are taken for the period 1st January 2013 to 31st December 2017.
- 8.5.3 Enzygo have checked crashmap.co.uk to see if any new Fatal or Serious accidents or if a noticeable number of Slight accidents have been recorded at this site since this report was finalised and there hasn't been.

Figure 8.2 – Extent of Road Accident Search Area for A180 Westgate Roundabout



[Source: www.crashmap.co.uk]

- 8.5.4 Table 8.5 below shows the A180 Westgate Roundabout Accident Summary for the extents shown in Figure 8.2

Figure 8.3 – A180 Westgate Roundabout Accident Summary

YEAR	TOTAL ACCIDENTS	SEVERITY		
		Slight	Serious	Fatal
2013	10	10	0	0
2014	9	9	0	0
2015	6	6	0	0
2016	6	6	0	0
2017	4	3	1	0
TOTAL	35	34	1	0

[Source: Extract from Transport Assessment for South Humber Bank Energy Centre]

- 8.5.5 Figure 8.3 above gives the A180 Westgate Roundabout Accident Details. Analysis of the accidents from this table indicates that the accidents have been due to driver error or poor judgement rather than the physical layout of the highway itself. It is noticed that approximately a third of these accidents are rear end shunts into slowing or stopped traffic but these seem to be down to drivers error or lack of concentration.

9.0 Site Sustainability

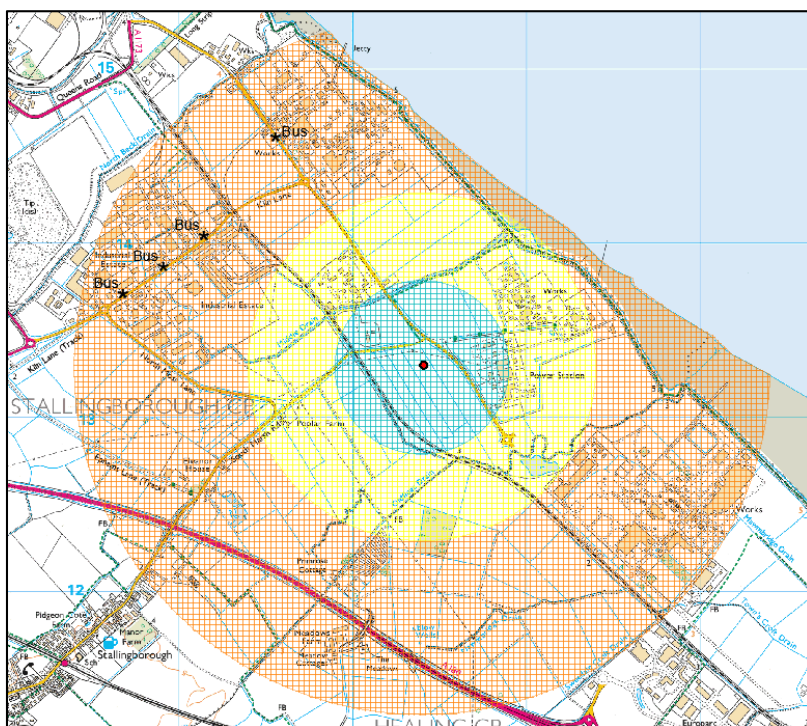
9.1 Introduction

- 9.1.1 To demonstrate that the proposed 'Sustainable Transport Fuels' plant off Hobson Way, Immingham can be accessed via a range of travel modes. Enzygo has assessed the existing site sustainability to understand if alternative modes of transport are easily accessible.
- 9.1.2 The proposed development is located in a relatively remote location off Hobson Way, approximately 5 km south-east of Immingham. Given its location and the proposed shift patterns to be worked by the majority of operational staff, opportunities to access the site by sustainable modes are limited.
- 9.1.3 The accessibility of the site has been reviewed with respect to opportunities for walking, cycling and the availability of public transport.
- 9.1.4 Given its location and the construction working hours, opportunities to access the site by sustainable modes are limited and the bus stops are not within an acceptable walking distance. This section considers the opportunities to walk, cycle or use public transport to access the construction Site.

9.2 Walking

- 9.2.1 The Chartered Institution of Highways and Transportation 2.6 (CIHT) document 'Providing for Journeys on Foot' suggests a maximum walking distance of 2 km. Figure 4.1 below shows a 0.5 km, 1.0km and 2.0km walking catchment area from the Proposed Development. The nearest bus stop is ~1.6km from the site.

Figure 4.1 – Walking Isochrones



[Source: OS Maps]

9.2.2 Figure 4.1 above shows that there are no residential areas (except for a small number of isolated properties) within a 2 km walking distance of the site. In terms of pedestrian facilities in the vicinity of the site, a footway approximately 2.0 metres wide, is provided along the western kerbline of Hobson Way with no footways provided on South Marsh Road or Laporte Road.

9.2.3 In summary it is not anticipated that walking trips would likely represent a practical travel mode for construction workers and operational staff unless they live local to the site and they are prepared to use the grass verge on Laporte Road over a short distance to access public transport.

9.3 Cycling

9.3.1 Cycling is considered to be a viable alternative to that of the private car for journeys up to 8 km, providing a healthy and environmentally friendly form of transport.

9.3.2 In respect of acceptable cycle distances, 'Local Transport Note 2/08: Cycling Infrastructure Design', published by the Department for Transport states that many utility cycle trips are less than 3 miles (approximately 5 km), but for commuter journeys a distance of 5 miles (approximately 8 km) is not uncommon.

9.3.3 Taking this into account, a plan illustrating the indicative 4km, 5 km and 8 km cycle catchment area from the Proposed Development is shown in Figure 4.2 below.

Figure 4.2 - Cycling Isochrones



[Source: OS Maps]

9.3.4 Figure 4.2 above shows Healing, Great Coates, Stallingborough, and parts of Immingham are within an 8 km cycle distance of the Site.

9.3.5 Within the vicinity of the site there are no dedicated traffic-free cycle routes. Whilst this is not considered to be an issue for experienced cyclists, the surrounding road network is regularly used by HGVs given its industrial nature and therefore may not represent an attractive option for less experienced cyclists.

9.4 Public Transport: Bus Accessibility

9.4.1 Staff and business visitors will have access to a network of public transport services, via the bus stops that are located on Laporte Road and Kiln Lane. The CIHT guidance document 'Planning for Public Transport in Developments' recommends that 400 metres is the desirable walking distance to a bus stop from a new development.

9.4.2 The nearest bus stop is located opposite the 'Cristal' Works on Laporte Road, approximately 1,600 metres north of the proposed Northern site access. The bus stop consists of a shelter with seat and timetable as shown in **Photograph P4** below. There is also a bus stop on Kiln Lane which is also ~1.6km away.

Photograph P4 – Laporte Road Bus Stop Shelter



[Source: Enzygo Site Visit]

9.4.3 Table 4.1 below shows a summary of all the local bus service available from the site via the bus stops identified above. The bus timetable information was correct at the time this report was prepared (28th February 2019).

9.4.4 In summary the nearest bus stop, which is outside the 'Cristal' works on Laporte Road, is not located within the acceptable walking distance of the site and although the frequency of bus service is low it could provide a viable option for the operational and the construction workers. There are no footways present on the short stretch between this bus stop and Hobson Way, however there is a sufficient grass verge and the road is well illuminated.

Table 9.1: Summary of Local Bus Services

Service Route / No.	Main Destinations Served	End Destination	Frequency	Service Provider
5M Stagecoach	Stallingborough, Grimsby, Healing and Immingham	Grimsby	0541 (5W), 0708, 0728, 0748, 1548, 1608, 1628, 1648, 1708, 1728 (All Mon-Fri)	Stage Coach Grimsby

[Source: Stagecoach websites]

9.4.5 Information in relation to the existing and proposed walking and cycling routes and their associated distance isochrones are available in **Appendix 2** of this report.

9.5 Rail Provision

9.5.1 The nearest railway station to the Site is Stallingborough approximately 3.2 km south west of the Site (See Table 4.2 below). Whilst the station is located outside the acceptable 2 km walking catchment area, multi modal journeys using rail and cycling could be utilised.

9.5.2 Stallingborough station is on the Cleethorpes to Barton on Humber line and provides a two hourly service in each direction Monday to Saturday.

Table 9.2: Summary of Local Rail Services

Service	Monday to Saturday Frequency	Sunday Frequency
Barton on Humber	2 hours	2 to 3 hours
Cleethorpes (via Grimsby)	2 hours (once per hour during morning peak)	2 to 3 hours

9.5.3 Rail Services are operated by Northern, Table 4.2 above Illustrates the rail frequency from Stallingborough rail station

9.6 Travel Planning

9.6.1 Measures to encourage sustainable transport have been included in the Travel Plan which forms part of this planning application.

10.0 Summary and Conclusions

10.1 Introduction

10.1.1 Enzygo Environmental Consultants has been commissioned by Altalto Immingham Limited (hereafter known as “the Applicant”) to prepare a Transport Assessment to support a planning application under the Town and County Planning Act 1990 for the construction, operation (including maintenance) of the proposed Altalto ‘Waste to sustainable transport fuels’ Plant on land at Portlink 180, off Hobson Way, Immingham in North East Lincolnshire.

10.1.2 The application site is located within the administrative boundary of North East Lincolnshire (NEL), on land centred at Grid Reference TA 22434 13127 (nearest postal code DN41 8DZ). The site lies between Immingham (4km north-west), Stallingborough (2.5km west) and Healing (2km south-west). Grimsby lies approximately 5km south-east of the site, and the Humber Estuary is 1.3km to the east.

10.2 Summary of Transport Assessment

10.2.1 The TS has demonstrated the following:

- Baseline traffic flows for the immediate local highway network have been established through the collection of link and junction count data. Review of this data identified the network peak hours to be 07:00 to 08:00 and 16:00 to 17:00.
- Much of the traffic generated by this development occurs outside of the peaks and when considered with the committed development in the area the impact of this proposals is negligible.
- Operational access to the Proposed Development will be taken via Hobson Way from an existing roundabout to the south west of the site.
- Junction Capacity Assessments have been undertaken at seven key junctions within the study area. The modelling results show that six junctions would operate within capacity and that the junctions which operate at above capacity do so before the development traffic is added.
- To mitigate the impact of operational traffic an Operational Travel Plan has been submitted as part of the application.
- Construction and commission of the Proposed Development will represent a temporary increase in traffic. The construction phase and commissioning phase is expected to generate a maximum 1084 trips a day for a 36 month period. It should be noted that the majority of these trips will occur outside the peak hours.
- It is proposed that 84 parking spaces would be provided on Site. This level of parking has been identified as being suitable to accommodate the proposed staffing levels at the Site and a level of visitor provision.

- The accident summary shows that there are no demonstrable highway safety concerns on the local road network.

10.3 Conclusion

- 10.3.1 This TA demonstrates that the proposed development will be seen to operate with no detriment to the local highway network in terms of traffic impact or highway safety concerns. The predicted low level of operational traffic throughout the day are deemed to be provide a negligible impact on the local highway network.
- 10.3.2 Having undertaken all the necessary investigation work in accordance with Planning Policy and NELC requirements Enzygo cannot see any highway or transport reasons why the proposed development should not be granted planning permission.

APPENDICES

Appendix 1 –Scoping Response from NELC



Working in Partnership

Town and Country Planning Act 1990

Pre Application Advice DM/0086/19/PREAPP:-

Land at Hobson Way, Stallingborough, Grimsby - Proposed Waste to Fuels Project

Case Officer: Richard Limmer (Senior Planner)

[REDACTED]

Tel: [REDACTED]

Mob: [REDACTED]

Dear Sir,

Thank you for the pre-application enquiry, submitted on 8th March 2019, I also note that you have now submitted an EIA Scoping application which will be dealt with in due course. This is an initial pre-application response where I have focused on the principle of the proposed development.

The Project

The proposed development is for a waste to aviation fuel project. It is proposed that the plant will take up to 600,000 tonnes of waste per year and through a reforming gasification process followed by conditioning to create the final Fischer Tropsch liquid and upgraded into transportation fuels. The final amount of fuel that would be created per year has not yet been confirmed.

The built form of the proposed development consists of a number of operational buildings typically up to 20m high and combined with the operational areas of the development it would cover a substantial area of the site. There are also a number of columns and stacks up to 60m high, the final details of which are yet to be confirmed.

Planning History on the Site

The site benefits from a detailed planning history which is focused around a previous proposal for a bio-ethanol plant by Abengoa. The relevant planning applications are:

- DC/70/07/IMM – Construct a bio-ethanol production plant;
- DC/70A/07/IMM – Discharge of conditions attached to DC/70/07/IMM;

- DC/1147/10/IMM - Application for a new planning permission to replace extant application DC/70/07/IMM in order to extend time limit for implementation - erect bioethanol plant.

This planning history forms a material planning consideration. Whilst there may be a raft of useful information and data associated with these planning application regard will have to be had to the age of the data and should not be used in its raw form without proper update and validation.

Consultation

As part of this pre-application process initial consultation has been done with the following internal consultees:

Highways – Lara Hattle and Rachel Gennery;
Drainage – Andy Smith;
Ecology – Mike Sleight and Rachel Graham;
Landscape – Paul Chaplin;
Heritage – Emilie Wales and Louise Jennings;
Environmental Health and Pollution Control – Samantha Martin, Louisa Hewett, Shaun Poole, Vicky Thompson.
NE Lindsey Drainage Board – Guy Hird.

It is expected that you will consult separately with the following bodies:

- Natural England;
- Environment Agency;
- Highways England;
- RSPB;
- Lincs Wildlife Trust;
- MOD;
- Humberside Airport;
- Manchester Airport;
- HSE;
- Marine Management Organisation;
- National Grid;
- Northern Power;
- Network Rail;
- Police, Design Liaison Officer and Counter Terrorism;
- Anglian Water;

You should also enter into public consultation with:

- The public;
- Stallingborough Parish Council;
- Great Coates Parish Council;
- Immingham Town Council;
- North East Lincolnshire Elected Members;
- As part of the pre-app process a presentation to Planning Committee in private session can also be arranged.

I have previously provided contact details for the above consultees and I understand that you have started to undertake consultation.

Local Committed Developments to Consider

South Humber Power DM/1070/18/FUL
North Beck Energy DM/0026/18/FUL
Great Coates Energy DM/0329/18/FUL
Link Road DM/0094/18/FUL
Immingham Railfreight DM/0333/17/FUL
Plot Q DM/0848/14/FUL
Stallingborough Interchange DM/0105/18/FUL
Queens Road DM/1027/13/OUT
Kia Car Storage DM/0147/16/FUL
Highfield House Residential DM/0708/18/OUT
ABLE UK (Development Consent Order)
Strategic Habitat Mitigation DM/0099/18/FUL

North East Lincolnshire Local Plan 2013-2032 (adopted 2018)

The site is allocated in the North East Lincolnshire Local Plan 2013-2032 (adopted 2018) (NELLP 2018) as a Proposed Employment Area and also benefits from having Enterprise Zone Status.

The NELLP 2018 was formally adopted by the Council in March 2018 and places significant emphasis on growing the local economy to deliver up to 8,800 new jobs in the plan period. These new jobs will be focused in five key sectors:

- Ports and logistics;
- Chemicals;
- Food Processing;
- Renewable Energy; and
- Visitor economy, services and retail.

To drive the economic growth agenda forward Enterprise Zone status has also been secured on the site which is a further incentive to deliver development, investment and jobs on this site.

Policy 1 of the NELLP 2018 forms the basis of the land allocations for Employment Areas in order to deliver the 8,800 jobs on which the Plan is based. Part 2 of Policy 1 details the provision of a portfolio of sites for the 5 key sectors detailed above. It details that there is a minimum requirement of 123.6ha of allocated required to deliver the employment numbers required. This application site is 31.68ha and so represents a significant portion of the land required indicating its importance to the NELLP 2018 key aims and objectives as detailed in Strategic Objectives 1 (population) and 3 (Economy).

As an allocated site Policy 5 of the NELLP seeks to ensure that the proposed development is acceptable in terms of the main material planning considerations:

- a. Size, scale and density;
- b. Access and traffic generation;
- c. Provision of services;
- d. Impact on neighbouring land uses by reason of noise, air quality and visual intrusion;
- e. Advice from the HSE;

- f. Flood risk;
- g. The quality of agricultural land;
- h. Contamination;
- i. Impact on heritage, landscape, biodiversity, geodiversity and settlement character.

Policy 6 of the NELLP 2018 considers the infrastructure demands that a development proposal would have on the borough and whether contributions to improve infrastructure is required as a result of the proposed development.

In this instance part 3 of the Policy becomes relevant in terms of the following matters:

- a. Physical infrastructure, including:
 - i. Transport improvements including highways, public transport and provision for cyclists.
 - ii. Drainage and surface water management.
- c. Green infrastructure including
 - i. Green space and its future maintenance
 - ii. Habitat mitigation provision and maintenance.

Policy 7 of the NELLP 2018 is the specific Policy that allocates the Employment Land in the Plan. This application site is referenced as ELR019 within the Policy and Part 1 of the Policy actively supports the development of this site for uses within Classes B1 (Business), B2 (General Industry) and B8 (Storage and Distribution). The proposed development is a complex industrial process of a significant scale but is considered to fall broadly within the realms of General Industry for the purposes of Policy 7.

Part 2 of Policy 7 identifies that this site has been identified as having a high potential to support SPA/Ramsar birds and proposals for development will need to be supported by a suitable assessment. Policy 9 identifies the South Humber Bank Habitat Mitigation Zone where by the Council has undertaken to provide Strategic Habitat Mitigation within the area to ease the path for development and to meet the ambitions of the Local Plan. This site falls within the defined area and as such can benefit from this ready-made habitat mitigation. In order to comply with Policy 9 and subsequently the strategic habitat mitigation a financial contribution must be made to the Council this is based upon £11,580 per hectare of site area. In this instance the contribution would total £366,854.40 (31.68h x £11,580), this would be secured through a s.106 legal agreement. The trigger points for payment can be negotiated with the LPA.

Other relevant Policies in the NELLP 2018 include:

- Policy 22 – Good Design in New Developments
- Policy 31 – Renewable and Low Carbon Infrastructure
- Policy 33 – Flood Risk
- Policy 34 – Water Management
- Policy 36 – Promoting Sustainable Transport
- Policy 39 – Conserving the Historic Environment
- Policy 41 – Biodiversity and Geodiversity
- Policy 42 - Landscape

Regard should also be had to the National Planning Policy Framework 2019 (NPPF) in particular the following sections:

- 2. Achieving sustainable development;
- 6. Building a strong, competitive economy;
- 9. Promoting sustainable transport;
- 11. Making effective use of land;
- 12. Achieving well-designed places;
- 14. Meeting the challenge of climate change, flooding and coastal change;
- 15. Conserving and enhancing the natural environment;
- 16. Conserving and enhancing the historic environment;

Planning Considerations

In principle, the NELLP 2018 and the NPPF 2019 support the proposed development on this site. However, the suitability of the proposed development must be considered against the site specific impacts through the Policy considerations listed above. Comments on key aspects and impacts are listed below, at this stage these are initial comments only, it is also noted that specific conversations are also ongoing between the relevant consultees on certain matters.

1. Highways

Specific regard should be had to highway safety and amenity through Policies 5, 22 and 36 of the NELLP 2018.

The proposed development is of a scale that requires a detailed Transport Assessment to be submitted with the planning application, this document should be fully scoped out with NELC Highways and Highways England as a first step. It is noted that there are on-going discussions between your consultants and the NELC Highways Team.

It may be that information from the previous planning applications can be used as part of the highway assessment and impact analysis. However, this must be done with care and in full consultation with NELC Highways team.

The proposed development would attract significant numbers of HGV movements per day which will impact on the highway network. It is acknowledged that the majority of these HGVs would access the site from the A180, however, detailed routing agreements need to be in place to minimise the impact on the wider highway network. These routing agreements need to be presented through the Planning Application process and methods of implementation and enforcement.

Sustainable transport for employees should be given careful consideration, provision of secure cycle storage on site should be provided. A detailed travel plan should also be provided within the

Transport Assessment and this should be drawn up in consultation with the NELC Travel Plan Officers and the NELC Travel Plan Guidance.

There may be the opportunity as part of this development to contribute to improving the cycle provision to the site. Cycle paths are being provided as part of the Link Road development and this site could link in to a natural extension of these paths.

It is noted that South Marsh Lane runs along the western boundary of the site, this is a Bridleway and not an adopted road. It should therefore not be taken into account for traffic distribution or used as a sit access. To do so may cause significant concern over the impact on its integrity and conflict with other users, which is likely to cause delays in the planning process whilst these matters are resolved.

Specific regard and detail will be required on the construction phases of the proposed development. This is likely to be a lengthy process that will include a large number of workers on site on a daily basis and significant construction traffic. A Travel Plan for the construction phase will be required, along with detailed construction traffic management plans. The LPA is happy that this can be conditioned but the principles should be established in the main planning application process.

The proposed development is likely to have impacts across the wider highway network and alongside the continuing discussions with the local highway authority there needs to be specific pre-application engagement with Highways England.

2. Ecology

Specific regard to Ecology and Biodiversity through Policies 5, 9, 22, 33, 41 and 42 of the NELLP 2018.

The requirements under Policy 9 have already been discussed as a critical matter above but further Ecology work will also be required. A full Ecology Survey of the site should be undertaken, this will also need to include a detailed Water Vole Survey as there are records of water voles in the area. Details of Over Wintering SPA Birds should be available from the Council Ecologists and should be used within the Ecological Assessment of the site. The strategic mitigation works relate to the Over Wintering SPA Birds only and further ecological mitigation may well be required.

Specific regard should be given to the nearby designated sites including the Humber Estuary SSSI and the adjacent Strategic Habitat Mitigation Site.

The proposal also presents opportunity to provide on-site habitat improvement and biodiversity through a careful choice of landscaping. Sites within the local area have identified other protected species which could benefit from consideration on this site. There may be the opportunity to provide such physical works as a Barn Owl Tower on the periphery of the site, this should be explored. All on site biodiversity and landscaping should be subject to a detailed management and maintenance plan that will be secured through appropriate planning conditions.

Detailed pre-application discussions are required with Natural England and the RSPB to ensure that both bodies are on board with the proposed development and the mitigation measures that will be required. The on-going discussions with the NELC Ecologists are noted and should be included with your discussions with Natural England and the RSPB. It will be useful to have your Air Quality information available for these discussions as it is often a point raised by Natural England.

3. Environmental Health

Policy 5 of the NELLP pays specific regard to contamination, pollution control and air quality.

The proposed development raises several matters that need very careful consideration. These will of course come out through the EIA process and the submitted Scoping Document does highlight these points. In particular:

- Air Quality Impact from the emissions of the plant, this needs to be assessed in the plants own right but also the cumulative effect in the context of the existing local industrial processes and the committed developments. The emissions and processes undertaken within the plant are likely to be permitted through the Environment Agency but it would be valuable to the Council if the NELLC Pollution Control Team are involved in the process to ensure that there is appropriate knowledge at the local level to answer any questions that may be raised by the public on the pollution side of the proposed development.
- Air Quality Impact from the traffic generation, you should be aware of an AQMA at Riby Square on Cleethorpes Road, Grimsby, and hot spots at Pyewipe Roundabout, Westgate Roundabout both on the A180 and Kings Road/Pelham Road junction in Immingham;
- Contaminated land on the site;

There are close links between Environmental Health considerations and Highway considerations especially around traffic generation Air Quality. Mitigation measures for Air Quality are likely to include electric vehicle charging points, secure cycle storage and public transport incentives. As mentioned above in section 1 (Highways) a detailed Travel Plan will be required and this should help secure mitigation in Air Quality terms.

Specific pre-application discussions should be undertaken with the Environment Agency Permitting section and the Marine Management Organisation to ensure that both parties are happy with the proposed development. It is noted that there are on-going discussions between your consultants and the Environmental Health Team.

4. Drainage

Regard to surface water drainage and impacts on flood risk are had through Policies 5 and 33 of the NELLP 2018.

The surface water drainage system from the site needs to have very careful consideration to ensure that it does not cause any flooding issues away from the site or any risk of pollution downstream. The scale of the proposed development means that the drainage system must be designed around SUDS principles. It is likely that this will mean there is a requirement for an attenuation pond on site, this should be tied into the biodiversity improvement scheme.

The surface water drainage system is highly likely to discharge into a drainage board watercourse and as such the discharge rates need to be agreed in advance with the Drainage Board.

The final drainage system will need to be subject to a detailed management and maintenance plan to ensure that it operates as designed throughout the lifetime of the development and does not cause any off site pollution or flooding fears.

In connection with surface water drainage pre-application advice should be sought from the Environment Agency and the Drainage Board. It is noted that there are already discussions ongoing with the NELC Drainage Team.

5. Heritage

Policy 39 of the NELLP deals specifically with the impact of development on the historic environment and needs to be given due consideration in this development proposal.

The scale of the proposed development means that certain heritage assets located away from the site still need to be given due consideration as their setting extends for a considerable distance. This relates specifically to the Dock Tower, Grade 1 Listed but also the nearby listed buildings as well.

It is understood that the planning history on the site may provide some background information on archaeology interest on the site. However, at this stage it is not clear exactly what archaeological reports have been done on the site and so at this point in the process it is likely that an initial geo-physical survey will be required and subsequent investigation works on site may also be required prior to determination of the planning application.

It is noted that there are on-going discussions between your consultants and the NELC Heritage Team with regard to the HER and further works that are required.

6. Landscape

Policies 5 and 42 of the NELLP 2018 have specific regard to the impact of development on the visual character of the area and the wider landscape.

The proposed development includes a significant amount of built form with stacks up to 60m high and buildings up to 20m high. The topographical nature of the area means that this development would be seen from considerable distances. These views will not be able to be mitigated against through on-site landscaping and so need to be fully assessed through a Landscape Visual Impact Assessment. It is noted that your consultant has been in discussion with the LPA already to agree points of assessment and the requirement for 3d visuals of the proposed development.

Notwithstanding the above, the industrial landscape is acknowledged along with the fact that planning permissions have been granted in the immediate area for large scale developments with similar built form. Indeed it should be noted that stacks of up to 90m have been approved in recent months. When these extant planning permissions are combined with the existing industrial installations such as South Humber Power, Synthomer, Crystal, the Port of Immingham, Killingholme Refinery and others it is clear that the south Humber Bank industrial landscape is an established character.

7. Flood Risk

Policies 5 and 33 of the NELLP 2018 deal with development in terms of flood risk and seek to ensure that any development proposal has due regard to flood risk.

The proposed development would be located in flood zone 3 on both the Environment Agency Flood Maps and the Strategic Flood Risk Assessment. In terms of the sequential approach to development

in flood zones the NELLP 2018 considered the allocation of the site for industrial development. Paragraph 162 of the NPPF 2019 details that there is no requirement for the sequential test to be considered again following the Local Plan allocation unless the proposed development differs from the allocation or there is more up to date flood risk information that should be considered.

However, the development is still required to be safe in terms of flood risk through the exceptions test. It is critical that you engage with the Environment Agency at an early stage to establish requirements for making the scheme safe and establishing the required finished levels on the site.

8. Designing Out Crime and Counter Terrorism

Initial discussions with the Police Liaison Officer indicate that they are keen to engage on this proposed development. This includes the Police Counter Terrorism Unit due the nature and scale of the proposed development.

Conclusion

The proposed development is of a significant size and scale and attracts impacts to the immediate and wider area. These impacts need to be given due consideration through the pre-application process to start with and then the formal planning application process. Detailed discussions are required with the consultees identified within this report to ensure that all potential impacts are investigated and mitigated where necessary.

The NELLP 2018 is focused on economic growth and employment. This is reflected on the Councils commitment to large scale industrial and commercial development through the delivery of the Strategic Habitat Mitigation, on which this proposed development would be reliant. The Policies within the NELLP support development subject to the impacts being properly assessed and mitigated against.

The proposed development would undoubtedly present impacts that will need to be considered in terms of local and wider area. The EIA scoping report appears to cover these points and a specific response to that will be provided following the consultation process.

At this stage of the process the impacts of the development have not been assessed but this report highlights the likely impacts and considerations that need to be undertaken. The aforementioned Policies within the NELLP 2018 do not preclude the proposed development in principle and so at this stage, subject to specific reports, detailed impact assessments, appropriate mitigation being secured and positive community engagement it is considered that the principle of the development is acceptable.

The pre-application process needs to now continue with specific engagement with the relevant Council Officers, the community and elected members and statutory consultees prior to the submission of a formal planning application.

Andrew Fosbueary

From: Lara Hattle (Engie) [REDACTED] >
Sent: 20 March 2019 09:25
To: Barry Roberts; Richard Limmer (Engie)
Cc: Bethany Kington; Andrew Fosbueary
Subject: RE: Altalto waste to fuels project - off Hobson Way, Immingham

Barry,

For clarity I have provided a Scoping for you below.

We would expect the Transport Assessment to be structured in the following way and include, but not be limited to:

1. Executive Summary
2. Introduction
3. Policy Context
 - a. Revised NPPF
 - b. Newly Adopted Local Plan
 - c. Local Transport Plan
 - d. Site Specific Policies and Allocations
4. Background/Existing Situation/Baseline Data –
 - a. including access by public transport, walking and cycling
 - b. review of local road network
 - c. review of personal injury accident data (not using Crashmap unless it is the detailed description)
5. Description of Proposed Development – including
 - a. details of staff shift patterns,
 - b. parking provision (car, disabled, motorcycle, electric vehicle charging points, cycle parking etc. broken down for all users e.g. staff and visitors)
6. Details of Construction
 - a. Timeframe (scoping note states 2019-2022 3 year timeframe)
 - b. Expected vehicle types (including any abnormal loads and how these will be managed)
 - c. Frequency of deliveries for each phase of construction
 - d. Location of staff parking during construction
 - e. Location of construction storage areas
7. Multi Modal Trip Generation
 - a. Operational trip generation based on TRICS data and census data
 - b. Distribution and assignment of trips (Car and HGV – staff and operational deliveries etc.)
8. Impacts
 - a. Junction capacity analysis at the following junctions:
 - i. South Marsh Road / Hobson Way – staggered crossroads
 - ii. Laporte Road / Hobson Way / Kiln Lane - roundabout
 - iii. A1173 / Kiln Lane – roundabout
 - iv. Kiln Lane/North Moss Lane/Trondheim Way - roundabout
 - v. A180 / A1173
 - vi. A180 / Moody Lane / Pyewipe Road (Westgate roundabout)
 - vii. A180/Estate Road 2/Gilby Road/Estate Road 1 (Pyewipe roundabout)
 - viii. A180/Lockhill Road/Cleethorpe Road Flyover/Victoria Street (Lockhill Roundabout)
 - ix. Plus any other junction where 30 or more two-way trips occur in a peak hour
 - b. Peak hour allocation – this should be based on survey data (*it should be noted that due to port activities that peak hours have previously identified as 0600-0700 and 0500-0600)
 - c. Calculations of background traffic growth (TEMPRO adjusted growth factors)
 - d. Committed Development to include:
 - i. South Humber Bank Link Road (SHBLR) – this should be included for operational traffic as it will be open by the time your site is operational. It should not be included when looking at construction traffic as we would expect that the construction of the link road will occur concurrently with the construction of the proposed Energy Centre.

- ii. SHIP (including access roundabout)
 - iii. A1173 / Kiln Lane Roundabout (improvements via ABLE UK planning app)
 - iv. South Humber Bank Energy Centre
 - v. DM/0026/18/FUL – Land South of Queens Road, Immingham
 - vi. DM/0333/17/FUL – Waste to Energy, Immingham Rail Freight Terminal
 - vii. DM/0147/16/FUL – Paragon/KIA, Kiln Lane, Stallingborough
 - viii. DM/0848/14/FUL – Plot Q, Kiln Lane, Stallingborough
 - e. Consideration of Kings Road / Pelham Road AQMA roundabout
 - f. Consideration of diverted flows due to A18 closure
9. Proposed Mitigation and Residual Impacts
10. Summary and Conclusions
- A **Travel Plan** will be required to be submitted as part of the planning application. This can be in draft form with a condition to agree details. You should contact our Business Travel Planning Officer for further information on what should be included within the Travel Plan ([REDACTED]). A Draft should be submitted as part of the planning application submission.
 - Due to the number of construction workers required at the site we would also request a **Construction Travel Plan** to deal with how staff are going to travel to the site during the construction phases.
 - A **Construction Management Plan** will be required to detail how traffic will be managed during the construction phase. A Draft should be submitted as part of the planning application submission.
 - A **Delivery and Servicing Plan** will be required to demonstrate how deliveries and servicing will be managed. This should include (but not be limited to) details of banksmen requirements, scheduling to ensure that vehicles are not left waiting on the highway, time restrictions etc. A Draft should be submitted as part of the planning application submission.

I trust this helps.

Lara

Lara Hattle BA HONS | Highway and Transport Planner | **ENGIE**



[REDACTED] | [REDACTED] |

✉ ENGIE, New Oxford House, George Street, Grimsby, North East Lincolnshire, DN31 1HB

🌐 www.engie.com/en/ | www.nelincs.gov.uk | 📞 [REDACTED]

North East Lincolnshire Council and ENGIE, working in partnership to deliver a stronger economy and stronger communities.



From: Barry Roberts

Sent: 15 March 2019 15:49

To: Richard Limmer (Engie)

Cc: Bethany Kington ; Lara Hattle (Engie) ; Andrew Fosbueary

Subject: RE: Alalto waste to fuels project - off Hobson Way, Immingham

Thanks Richard,

Bethany, our planner, will be submitting a formal scoping to NELC that will include highways, that I assume Lara is referring to.

To expedite the process we would require confirmation of the junctions that require counts and modelling asap so we can undertake them in early April (that we assume is acceptable to NELC).

This will leave us with 4 weeks to undertake the TA/Junction modelling.

I appreciate the HE will be consulted at planning submission stage – I would like to inform HE of our proposals pre submission to confirm if they want us to model the A180 / A1173 junction. I trust this is ok.

Kind Regards

Barry

Barry C Roberts BSC (Hons) MICE IEng IOSH
Director of Highways, Traffic and Transportation



Enzygo Ltd,
Offices in Bristol, Sheffield and Manchester
Landscape, Hydrology, Permitting, Ecology, Geo-environmental, Noise, Transport, Planning and Arboriculture

Tel: [REDACTED]
Mob: [REDACTED]
Email: [REDACTED]
Web: www.enzygo.com

Registered Office: Stag House, The Chipping, Wotton under Edge, GL12 7AD
Registered in England & Wales registered number: 10044180 VAT number: 238 259677



At Enzygo Geoenvironmental Ltd we merit any and all comments received from our clients, take pride in providing an excellent service and place value on our ability to correct error. Should you wish to comment on any aspect of the service that I personally, or Enzygo Geoenvironmental Ltd as a whole, have given you, please reply through my e-mail address above, or email hello@enzygo.com (in confidence - if appropriate).

 Please consider the environment before printing this email

This email is for the addressee only, is private and may contain privileged and confidential information. If delivered in error to you do not read, disclose, copy, or distribute its contents. Any action taken or omitted to be taken in reliance on is prohibited and unlawful. If received in error notify us immediately - call 0114 321 5151. Whilst we run anti-virus software on all emails we are not liable for any loss or damage and the recipient is advised to run their own anti-virus software

From: Richard Limmer (Engie) [REDACTED] >
Sent: 15 March 2019 15:11
To: Barry Roberts [REDACTED] >
Subject: FW: Altalto waste to fuels project - off Hobson Way, Immingham
Importance: High

Good afternoon Barry,
Please see Lara's email below. I would reiterate that we consider a full TA to be required but also acknowledge the planning history on the site and that with a full raft of information it may be reasonable to draw comparisons to the 2010 planning permission. However, we must ensure that the assessment is robust as there has been a lot of change in highways terms since that permission was granted. To this end it is essential that a full and comprehensive TA scoping exercise is undertaken for this project ASAP.
Many Thanks
Richard

From: Lara Hattle (Engie) [REDACTED]
Sent: 15 March 2019 14:48
To: Richard Limmer (Engie) [REDACTED]; Rachel Gennery (Engie) [REDACTED]; Mark Gibbons (Engie) [REDACTED]
Subject: RE: Altalto waste to fuels project - off Hobson Way, Immingham
Importance: High

Richard,
Further to Barry's email below.
I will need to discuss the contents of the email with Mark Gibbons before coming back to you with a full response.

However, I would like to clarify that the application referred to - DM/1070/18/FUL – has a daily movement of **624** movements, not the **736** stated. Therefore, whilst it is a larger amount than the **512** daily movements being quoted for the site, we would not state this as significantly higher, as both amounts are very large amounts of traffic. To my knowledge, the 2010 application was not considered as Committed Development traffic for the above application. I will confirm this next week.

We would expect traffic counts to be taken for the proposed application put forward and we will require a Full Transport Assessment for the site. A Transport Statement will not be acceptable for a development of this size. As advised to the applicants previously, we would expect a full scoping exercise to be undertaken for this application and would not wish to see it rushed in anyway.

I would expect Barry/the applicants to discuss a full scoping with Highways prior to the submission of a Transport Assessment.

Lara

Lara Hattle BA HONS | Highway and Transport Planner | **ENGIE**



[Redacted] | [Redacted] |

✉ **ENGIE**, New Oxford House, George Street, Grimsby, North East Lincolnshire, DN31 1HB

🌐 www.engie.com/en/ / www.nelincs.gov.uk | 📞 [Redacted]

North East Lincolnshire Council and ENGIE, working in partnership to deliver a stronger economy and stronger communities.



From: Barry Roberts [Redacted]

Sent: 15 March 2019 13:42

To: Lara Hattle (Engie) [Redacted]; Rachel Gennery (Engie) [Redacted]

Cc: Richard Limmer (Engie) [Redacted]; Andrew Fosbueary

[Redacted]; Kevin Parr <kevin.parr@enzygo.com>; Lee Searles [Redacted];

Bethany Kington [Redacted]

Subject: FW: Altolto waste to fuels project - off Hobson Way, Immingham

Hi Lara/Rachel,

I hope you are keeping well.

Enzygo have been commissioned to undertake the necessary environmental technical services to support a planning application for Altolto Immingham Ltd. The project is for a 600,000 tpa 'waste to jet fuel' facility on Hobson Way, Immingham (see attached land title plan) at Grid Reference TA 22434 13127 (nearest postal code DN41 8DZ).

We have started to order PIA data from NELC and notice that for planning application reference DM/1070/18/FUL, that is adjacent to the application site, a Transport Assessment was submitted along with a Transport ES Chapter. However, the overall level of traffic movements associated with the adjacent site application is significantly higher than our site (see attached). Our predicted AM and PM peak movements for HGV's and Staff/Maintenance/Admin are below;

- **AM PEAK - 18 HGV arrivals/departures per hour (imports) + 9 HGV Arrivals/departures (outputs) no staff = 27 No. HGV movements during the AM Peak**
- **PM PEAK – 18 HGV arrivals/departures per hour (imports) + 9 HGV Arrivals/departures (outputs) no staff + 28 shift staff arriving = 55 No. HGV & Car movements per hour**

The proposed traffic movements associated with the adjacent site application are 36 arrivals and 33 departures (69 total) during the AM peak but reduce significantly to 23 arrivals and 2 departures during the PM peak. The total level of traffic across the 24 hour period for the adjacent application is 368 arrivals and 368 departures (**736 movements**), compared to our application site that is only 360 (180 in, 180 out) HGV movements + 36 office staff + 112 shift staff + 4 maintenance staff = **512 daily movements**.

Based on this significant reduction and based on the modelling outputs from the adjacent application site that show in 2028 (Base + Committed Dev + Link Road + Dev Traffic) the highest RFC is only 0.72 on the Eastbound approach to

the A1173. Also the assessment of the A180/A1173 trunk road junction, that we would like to speak to Highways England over, shows the % increase in traffic as a result of the adjacent development is only between 0.5% and 1.6% over both peak periods.

We would also like to point out that planning application ref DC/1147/10/IMM was granted planning permission (with conditions) and the number of total trips associated with this site was 328 trips with 36 arrivals & 8 departures during the AM peak and the same figures reversed for the PM peak. As these traffic generation figures are similar to our application site (in green above) this application must have been taken into consideration during the assessment work for the adjacent site TA as part of the committed development traffic. Therefore, based on this assumption our site traffic has been accounted for on the local highway network.

To update you, we have now submitted a pre-app and we will be preparing the necessary supporting transport studies and ES chapter that we would like to scope with NELC/ENGIE initially to agree the methodology.

Once you have digested the above please can you confirm that a Transport Statement will suffice comparing the traffic generation included in the DC/1147/10/IMM application verses our application and calculating the % impacts based on the similar figures in the ES chapter. We also understand that a Travel Plan will be required. Please can you also confirm what sites you would like us to include in the cumulative impacts section.

Finally, we can confirm our reports will be undertaken in accordance with the DFT, NELC/ENGIE and HE requirements if you would kindly provide the name and contact at HE for our records.

If traffic counts are required, that we hope is not the case due to the tight timescale, please can you confirm if it is acceptable to NELC/ENGIE to use the counts for the adjacent application site undertaken in June, July and October 2018.

Please do not hesitate to contact me to discuss any of the above.

Kind Regards

Barry

Barry C Roberts BSC (Hons) MICE IEng IOSH

Director of Highways, Traffic and Transportation



Enzygo Ltd,

Offices in Bristol, Sheffield and Manchester

Landscape, Hydrology, Permitting, Ecology, Geo-environmental, Noise, Transport, Planning and Arboriculture

Tel: [REDACTED]

Mob: [REDACTED]

Email: [REDACTED]

Web: www.enzygo.com

Registered Office: Stag House, The Chipping, Wotton under Edge, GL12 7AD


Registered in England & Wales registered number: 10044180 VAT number: 238 259677



At Enzygo Geoenvironmental Ltd we merit any and all comments received from our clients, take pride in providing an excellent service and place value on our ability to correct error. Should you wish to comment on any aspect of the service that I personally, or Enzygo Geoenvironmental Ltd as a whole, have given you, please reply through my e-mail address above, or email hello@enzygo.com (in confidence - if appropriate).

 Please consider the environment before printing this email

This email is for the addressee only, is private and may contain privileged and confidential information. If delivered in error to you do not read, disclose, copy, or distribute its contents. Any action taken or omitted to be taken in reliance on is prohibited and unlawful. If received in error notify us immediately - call 0114 321 5151. Whilst we run anti-virus software on all emails we are not liable for any loss or damage and the recipient is advised to run their own anti-virus software

 Reduce your environmental footprint, please do not print this email unless you really need to.

North Lincolnshire Council, North East Lincolnshire Council and Northern Lincolnshire Business Connect

This e-mail and any files transmitted with it contains information from North East Lincolnshire Council, North Lincolnshire Council or Northern Lincolnshire Business Connect which may be privileged or confidential. The information is intended solely for the use of the individual(s) or entity named above. If you are not the intended recipient be aware that any processing of this email and its attachments is strictly prohibited. If you have received this e-mail in error, please send it back to us, immediately and permanently delete it. Do not use, copy or disclose the information contained in this message or in any attachment.

The North East Lincolnshire Council, North Lincolnshire Council or Northern Lincolnshire Business Connect email system, including emails and their content, may be monitored for security reasons and to ensure compliance with council policy. Emails and attachments may be recorded for the effective operation of the organisation and for other lawful business purposes.

We cannot guarantee that this email or its attachments are virus free or has not been intercepted and amended. We therefore recommend you carry out your own anti-virus checks before opening any email or attachments. North East Lincolnshire Council, North Lincolnshire Council or Northern Lincolnshire Business Connect will not accept any liability for any errors or omissions in the contents of this email or its attachments, or any damage or loss caused by computer viruses coming from this email or its attachments.

Scanned by Anti Virus Software

Andrew Fosbueary

From: David Atkin (Engie) <[REDACTED]>
Sent: 23 April 2019 13:48
To: Andrew Fosbueary
Cc: Lara Hattle (Engie)
Subject: RE: Immingham Traffic Counts

Hi Andrew,

Thank you for providing the below. The scenarios stated should suffice. With the operation & construction phases overlapping will the full traffic flows for both elements be tested in the worst case scenario?

Please note, Lara Hattle has now returned from leave. Could you please ensure any further queries are submitted to Lara.

Many Thanks,

David Atkin | Transport Technician | **ENGIE**



[REDACTED]
ENGIE New Oxford House, George Street, Grimsby, North East Lincolnshire, DN31 1HB

www.engie.com/en/ / www.nelincs.gov.uk/ | [REDACTED]

North East Lincolnshire Council and ENGIE, working in partnership to deliver a stronger economy and stronger communities.



From: Andrew Fosbueary [REDACTED]
Sent: 12 April 2019 16:45
To: David Atkin (Engie)
Cc: Lara Hattle (Engie); Barry Roberts
Subject: FW: Immingham Traffic Counts

Hello David,

Following on from Barry's email below please find a list of the modelling scenarios we are planning to assess at part of this application.

The junctions to be assessed (this is subject to change with the addition of the construction traffic flows) include:

- South Marsh Road / Hobson Way – staggered crossroads
- Laporte Road / Hobson Way / Kiln Lane - roundabout

- A1173 / Kiln Lane – roundabout
- Kiln Lane/North Moss Lane/Trondheim Way - roundabout
- A180 / A1173 (Stallingbrough Interchange)
- A180/Estate Road 2/Gilby Road/Estate Road 1 (Pyewipe roundabout)

Surveys will be undertaken in 2019 to provide the base flows.

The site is due to begin construction in 2021. Testing the phase, which will be an operational/ construction phase, will be in 2022/2023 and the construction will be complete in 2024.

The link road is planned to start construction in 2019 and to be completed in 2021.

Junction capacity assessments will be undertaken for the following scenarios:

- 2019 Base;

All scenarios tested after 2019 will include the link road.

- 2023 Base + Committed Development;
- 2023 Base + Committed + Testing phase traffic
- 2023 base + Committed + Development;
- 2029 Base + Committed Development; and
- 2029 Base + Committed + Development

List of modelling scenarios for each junction

South Marsh Road / Hobson Way – staggered crossroads

- 2019 Base;
- 2023 Base + Committed Development;
- 2023 Base + Committed + Testing phase traffic
- 2023 base + Committed + Development;
- 2029 Base + Committed Development; and
- 2029 Base + Committed + Development

Laporte Road / Hobson Way / Kiln Lane – roundabout

- 2019 Base;
- 2023 Base + Committed Development;
- 2023 Base + Committed + Testing phase traffic
- 2023 base + Committed + Development;
- 2029 Base + Committed Development; and
- 2029 Base + Committed + Development

A1173 / Kiln Lane – roundabout

- 2019 Base;

It is noted that as part of the Stallingborough Employment Site development, several improvements to the roundabout are proposed and this junction will be modelled with those improvements in place for the remaining scenarios.

- 2023 Base + Committed Development;
- 2023 Base + Committed + Testing phase traffic
- 2023 base + Committed + Development;
- 2029 Base + Committed Development; and
- 2029 Base + Committed + Development

Kiln Lane/North Moss Lane/Trondheim Way – roundabout

- 2019 Base;
- 2023 Base + Committed Development;
- 2023 Base + Committed + Testing phase traffic
- 2023 base + Committed + Development;

- 2029 Base + Committed Development; and
- 2029 Base + Committed + Development

A180 / A1173 (Stallingbrough Interchange)

- 2019 Base;

It is noted that as part of the Stallingborough Employment Site development, improvements to the roundabout are proposed and this junction will be modelled with those improvements in place for the remaining scenarios.

- 2023 Base + Committed Development;
- 2023 Base + Committed + Testing phase traffic
- 2023 base + Committed + Development;
- 2029 Base + Committed Development; and
- 2029 Base + Committed + Development

A180/Estate Road 2/Gilby Road/Estate Road 1 (Pyewipe roundabout)

- 2019 Base;
- 2023 Base + Committed Development;
- 2023 Base + Committed + Testing phase traffic
- 2023 base + Committed + Development;
- 2029 Base + Committed Development; and
- 2029 Base + Committed + Development

It should be noted that in order to avoid unnecessary work the worst case will be modelled first and if this doesn't cause any issues no further assessments will be undertaken. At this stage it is assumed to be the 2023 Base + Committed + Testing Traffic but this will be confirmed once we have firmed up the numbers.

I would be grateful if you could have a review of the above and provide us with any comments.

Any questions please let me know.

Thanks in advance

Andrew

Andrew Fosbueary Ba (Hons) DipTP MRTPI

Principal Transport Planner



Enzygo Ltd,

Offices in Bristol, Sheffield and Manchester

Landscape, Hydrology, Permitting, Ecology, Geo-environmental, Noise, Transport, Planning and Arboriculture

Tel: [REDACTED]
Email: [REDACTED]
Web: www.enzygo.com

Registered Office: Stag House, The Chipping, Wotton under Edge, GL12 7AD
Registered in England & Wales registered number: 06525159 **VAT number:** 283 2596 77



At Enzygo Ltd we merit any and all comments received from our clients, take pride in providing an excellent service and place value on our ability to correct error. Should you wish to comment on any aspect of the service that I personally, or Enzygo Ltd as a whole, have given you, please reply through my e-mail address above, or email hello@enzygo.com (in confidence - if appropriate).

 Please consider the environment before printing this email

This email is for the addressee only, is private and may contain privileged and confidential information. If delivered in error to you do not read, disclose, copy, or distribute its contents. Any action taken or omitted to be taken in reliance on is prohibited and unlawful. If received in error notify us immediately - call 0114 321 5151. Whilst we run anti-virus software on all emails we are not liable for any loss or damage and the recipient is advised to run their own anti-virus software

From: Barry Roberts
Sent: 11 April 2019 11:27
To: [REDACTED]
Subject: FW: Immingham Traffic Counts

From: Lara Hattle (Engie) [REDACTED]
Sent: 05 April 2019 09:30
To: Barry Roberts [REDACTED]
Cc: [REDACTED] Andrew Fosbueary [REDACTED]
Subject: RE: Immingham Traffic Counts

Hi Barry,

We would advise you look over the periods 0700-1000 and 1600-1900.

Please undertake on a Tuesday, Wednesday or Thursday and yes please do not undertake during the holidays as you have specified.

Kind regards
 Lara

Lara Hattle BA HONS | Highway and Transport Planner | **ENGIE**

 [REDACTED] | [REDACTED] |
 ENGIE, New Oxford House, George Street, Grimsby, North East Lincolnshire, DN31 1HB
 www.engie.com/en/ | www.nelincs.gov.uk |  [REDACTED]

North East Lincolnshire Council and ENGIE, working in partnership to deliver a stronger economy and stronger communities.



From: Barry Roberts [REDACTED]
Sent: 05 April 2019 09:05
To: Lara Hattle (Engie) [REDACTED]
Cc: [REDACTED]; Andrew Fosbueary [REDACTED]
Subject: Immingham Traffic Counts

Hi Lara,

I hope you are ok.

We are about to commission fully classified turning counts at the junctions you specified, please can you confirm over what period they are required prior to us confirming with the surveyors.

We also need to avoid days when the schools are closed / training days etc that we understand run from 8th April to 23rd April.

If you confirm asap it would be much appreciated.

Kind Regards
Barry

Barry C Roberts BSC (Hons) MICE IEng IOSH
Director of Highways, Traffic and Transportation



Enzygo Ltd,
Offices in Bristol, Sheffield and Manchester

[Landscape](#), [Hydrology](#), [Permitting](#), [Ecology](#), [Geo-environmental](#), [Noise](#), [Transport](#), [Planning](#) and [Arboriculture](#)

Tel: [REDACTED]
Mob: [REDACTED]
Email: @enzygo.com
Web: www.enzygo.com


Registered Office: Stag House, The Chipping, Wotton under Edge, GL12 7AD
Registered in England & Wales registered number: 10044180 **VAT number:** 283 259677



At Enzygo Geoenvironmental Ltd we merit any and all comments received from our clients, take pride in providing an excellent service and place value on our ability to correct error. Should you wish to comment on any aspect of the service that I personally, or Enzygo Geoenvironmental Ltd as a whole, have given you, please reply through my e-mail address above, or email hello@enzygo.com (in confidence - if appropriate).

 Please consider the environment before printing this email

This email is for the addressee only, is private and may contain privileged and confidential information. If delivered in error to you do not read, disclose, copy, or distribute its contents. Any action taken or omitted to be taken in reliance on is prohibited and unlawful. If received in error notify us immediately - call 0114 321 5151. Whilst we run anti-virus software on all emails we are not liable for any loss or damage and the recipient is advised to run their own anti-virus software


 Reduce your environmental footprint, please do not print this email unless you really need to.

North Lincolnshire Council, North East Lincolnshire Council and Northern Lincolnshire Business Connect

This e-mail and any files transmitted with it contains information from North East Lincolnshire Council, North Lincolnshire Council or Northern Lincolnshire Business Connect which may be privileged or confidential. The information is intended solely for the use of the individual(s) or entity named above. If you are not the intended recipient be aware that any processing of this email and its attachments is strictly prohibited. If you have received this e-mail in error, please send it back to us, immediately and permanently delete it. Do not use, copy or disclose the information contained in this message or in any attachment.

The North East Lincolnshire Council, North Lincolnshire Council or Northern Lincolnshire Business Connect email system, including emails and their content, may be monitored for security reasons and to ensure compliance with council policy. Emails and attachments may be recorded for the effective operation of the organisation and for other lawful business purposes.

We cannot guarantee that this email or its attachments are virus free or has not been intercepted and amended. We therefore recommend you carry out your own anti-virus checks before opening any email or attachments. North East Lincolnshire Council, North Lincolnshire Council or Northern Lincolnshire Business Connect will not accept any liability for any errors or omissions in the contents of this email or its attachments, or any damage or loss caused by computer viruses coming from this email or its attachments.

 Reduce your environmental footprint, please do not print this email unless you really need to.

North Lincolnshire Council, North East Lincolnshire Council and Northern Lincolnshire Business Connect

This e-mail and any files transmitted with it contains information from North East Lincolnshire Council, North Lincolnshire Council or Northern Lincolnshire Business Connect which may be privileged or confidential. The information is intended solely for the use of the individual(s) or entity named above. If you are not the intended recipient be aware that any processing of this email and its attachments is strictly prohibited. If you have received this e-mail in error, please send it back to us, immediately and permanently delete it. Do not use, copy or disclose the information contained in this message or in any attachment.

The North East Lincolnshire Council, North Lincolnshire Council or Northern Lincolnshire Business Connect email system, including emails and their content, may be monitored for security reasons and to ensure compliance with council policy. Emails and attachments may be recorded for the effective operation of the organisation and for other lawful business purposes.

We cannot guarantee that this email or its attachments are virus free or has not been intercepted and amended. We therefore recommend you carry out your own anti-virus checks before opening any email or attachments. North East Lincolnshire Council, North Lincolnshire Council or Northern Lincolnshire Business Connect will not accept any liability for any errors or omissions in the contents of this email or its attachments, or any damage or loss caused by computer viruses coming from this email or its attachments.

Andrew Fosbueary

From: Lara Hattle (Engie) [REDACTED]
Sent: 01 April 2019 11:13
To: Barry Roberts; [REDACTED]; [REDACTED]
Cc: Andrew Fosbueary; Bethany Kington; Lee Searles; [REDACTED]
Subject: RE: Alalto waste to fuels project - off Hobson Way, Immingham (operational traffic only)
Attachments: RE: Alalto waste to fuels project - off Hobson Way, Immingham

Barry,

Whilst for operational we will accept a 50/50 split for staff, we are not convinced this is suitable for the HGV's and wish to see more analysis/evidence on this.

I have re-attached the original scoping that I sent through to you and would ask that you look to model any necessary junction as proposed. Without knowing your construction traffic model it is difficult to answer your query other than to refer you to the original scope.

As stated previously, you also need to include committed developments in your counts.

As you will be aware there are other large scale projects in close proximity to your proposed development and these will need careful consideration in any junction modelling.

Kind regards
Lara

Lara Hattle BA HONS | Highway and Transport Planner | **ENGIE**

☎ [REDACTED] | [REDACTED] |
✉ ENGIE, New Oxford House, George Street, Grimsby, North East Lincolnshire, DN31 1HB
🌐 www.engie.com/en/ / www.nelincs.gov.uk | 📄 [REDACTED]

North East Lincolnshire Council and ENGIE, working in partnership to deliver a stronger economy and stronger communities.



From: Barry Roberts [REDACTED]
Sent: 01 April 2019 10:24
To: Lara Hattle (Engie) [REDACTED]; [REDACTED]
Cc: Andrew Fosbueary [REDACTED]; Bethany Kington [REDACTED]; Lee Searles [REDACTED]; [REDACTED]
Subject: RE: Alalto waste to fuels project - off Hobson Way, Immingham (operational traffic only)

Hi Lara/Donna/Elisa,

I hope you had a good weekend.

Regarding the above projects, I would be most grateful if you would consider the below as a matter of urgency as we hope to instruct our traffic surveys next week and would like the scope confirmed for the operational traffic, at least by then.

Our client had a discussion regarding the construction traffic on Friday so we are still awaiting confirmation – once available we will provide via a construction traffic gravity model.

Kind Regards
Barry

Barry C Roberts BSC (Hons) MICE IEng IOSH
Director of Highways, Traffic and Transportation



Enzygo Ltd,
Offices in Bristol, Sheffield and Manchester

[Landscape](#), [Hydrology](#), [Permitting](#), [Ecology](#), [Geo-environmental](#), [Noise](#), [Transport](#), [Planning](#) and [Arboriculture](#)

Tel: [REDACTED]
Mob: [REDACTED]
Email: [@enzygo.com](mailto:)
Web: www.enzygo.com

Registered Office: Stag House, The Chipping, Wotton under Edge, GL12 7AD
Registered in England & Wales registered number: 10044180 VAT number: 283 259677



At Enzygo Geoenvironmental Ltd we merit any and all comments received from our clients, take pride in providing an excellent service and place value on our ability to correct error. Should you wish to comment on any aspect of the service that I personally, or Enzygo Geoenvironmental Ltd as a whole, have given you, please reply through my e-mail address above, or email hello@enzygo.com (in confidence - if appropriate).

Please consider the environment before printing this email

This email is for the addressee only, is private and may contain privileged and confidential information. If delivered in error to you do not read, disclose, copy, or distribute its contents. Any action taken or omitted to be taken in reliance on is prohibited and unlawful. If received in error notify us immediately - call 0114 321 5151. Whilst we run anti-virus software on all emails we are not liable for any loss or damage and the recipient is advised to run their own anti-virus software

From: Barry Roberts
Sent: 29 March 2019 14:05
To: 'Lara Hattle (Engie)'; [REDACTED]

Cc: Andrew Fosbueary; Bethany Kington; Lee Searles; [REDACTED]

Subject: RE: Altolto waste to fuels project - off Hobson Way, Immingham (operational traffic only)

Hi Lara/Elisa/Donna,

Apologies, I attached the incorrect spreadsheet as it included construction traffic that we are still awaiting confirmation of flows from our client.

Attached is the spreadsheet showing operation traffic only that matches the summary flows on the previous email.

On our model the '14' from our site access in the AM peak 14 vehicles head north (along Hobson Way) and 14 south towards the new link Road. This assignment for operational traffic has been based on the South Humber Bank Energy Centre TA (see extract below) as we would assume this 50/50 split at the A180/A1173 junction will apply once the link road is open, however the 50/50 split will be at the Hobson Way/Site Access roundabout. The opposing 27 No. trips are from Hobson Way Roundabout into the site.

Operational HGV Traffic Assignment

7.12 Operational HGV movements to / from the Proposed Development will be to / from the A180 via the A1173, Kiln Lane, Hobson Way and South Marsh Road. HGV assignment at the A180 Stallingborough Interchange has been undertaken on the basis of a 50 / 50 A180 eastbound / A180 westbound split. The HGV assignment is provided in Annex 7.

From a modelling/junction assessment perspective we can understand converting traffic flows into PCU's, however PCU's are used to calculate potential queue lengths and flow rate on a highway. I am not aware of PCU information been requested at scoping stage as HE states the below following my query that only relates to the number of 'two way' trips (not PCU's). **Elisa/Donna – please can you confirm this.**

“With regards to the assessment of the A180 junctions identified if we can demonstrate, through the provision of a gravity trip generation model, that our development will not generate more than 30 two way trips during the AM and PM peaks on these junctions I trust they will be omitted from an assessment.” – Sent from Barry Roberts.

“If you can provide the evidence you have indicated, then I think this should be satisfactory. But I invite you to do this ahead of your final submission and we will try to work with you and our Transport Consultants. We don't charge for such scoping and you can contact me directly.” – Sent from Simon Geoghegan at HE.

We acknowledge your comment relating to the assessment scenarios involving committed development sites for both the construction and operational phases.

Please call if you wish to discuss further.

Kind Regards
Barry

Barry C Roberts BSC (Hons) MICE IEng IOSH
Director of Highways, Traffic and Transportation



Enzygo Ltd,
Offices in Bristol, Sheffield and Manchester

Landscape, Hydrology, Permitting, Ecology, Geo-environmental, Noise, Transport, Planning and Arboriculture

Tel: [REDACTED]
Mob: [REDACTED]
Email: @enzygo.com
Web: www.enzygo.com

Registered Office: Stag House, The Chipping, Wotton under Edge, GL12 7AD
Registered in England & Wales registered number: 10044180 VAT number: 283 259677



At Enzygo Geoenvironmental Ltd we merit any and all comments received from our clients, take pride in providing an excellent service and place value on our ability to correct error. Should you wish to comment on any aspect of the service that I personally, or Enzygo Geoenvironmental Ltd as a whole, have given you, please reply through my e-mail address above, or email hello@enzygo.com (in confidence - if appropriate).

 Please consider the environment before printing this email

This email is for the addressee only, is private and may contain privileged and confidential information. If delivered in error to you do not read, disclose, copy, or distribute its contents. Any action taken or omitted to be taken in reliance on is prohibited and unlawful. If received in error notify us immediately - call 0114 321 5151. Whilst we run anti-virus software on all emails we are not liable for any loss or damage and the recipient is advised to run their own anti-virus software

From: Barry Roberts
Sent: 28 March 2019 15:31
To: Lara Hattle (Engie) [REDACTED]
Cc: Andrew Fosbueary [REDACTED]; Bethany Kington [REDACTED]; Lee Searles [REDACTED]
Subject: Altalto waste to fuels project - off Hobson Way, Immingham (operational traffic only)

Hi Lara/Simon,

Please find attached our gravity model that shows the proposed operational traffic vehicular trips that will be generated by the above site. The traffic includes admin staff/shift staff, maintenance vehicles and HGV imports and exports.

The peak hours identified on the network from the South Humber Bank Assessment are 08:00 – 09:00 and 16:00 – 17:00 hours and, with the exception of the HGV trips, the remaining operational trips all fall outside of the network peak ours.

To conclude please see below;

- AM PEAK - 18 HGV arrivals/departures per hour (imports) + 9 HGV Arrivals/departures (outputs) no staff = 27 No. HGV movements

- PM PEAK – 18 HGV arrivals/departures per hour (imports) + 9 HGV Arrivals/departures (outputs) no staff = 27 No. HGV movements

The admin and shift staff (2 shifts = 6-12 and 12–6 or similar) will start and finish work outside of the above network peak hours and the maintenance staff (2 vehicles per week) will also be arranged outside of the above peak hours.

As the predicted impact on the nearby junctions is minimal and only exceeds 30 two way trips over the below junction please can you confirm if we still need to assess them for the operational traffic ?

1. Hobson Way / Site Access roundabout

We are still trying to get confirmation from the client regarding the number of construction staff / HGV trips and will forward a gravity model asap.

Kind Regards
Barry

Barry C Roberts BSC (Hons) MICE IEng IOSH
Director of Highways, Traffic and Transportation



Enzygo Ltd,
Offices in Bristol, Sheffield and Manchester

Landscape, Hydrology, Permitting, Ecology, Geo-environmental, Noise, Transport, Planning and Arboriculture

Tel: [REDACTED]
Mob: [REDACTED]
Email: @enzygo.com
Web: www.enzygo.com

Registered Office: Stag House, The Chipping, Wotton under Edge, GL12 7AD
Registered in England & Wales registered number: 10044180 VAT number: 283 259677



At Enzygo Geoenvironmental Ltd we merit any and all comments received from our clients, take pride in providing an excellent service and place value on our ability to correct error. Should you wish to comment on any aspect of the service that I personally, or Enzygo Geoenvironmental Ltd as a whole, have given you, please reply through my e-mail address above, or email hello@enzygo.com (in confidence - if appropriate).

Please consider the environment before printing this email

This email is for the addressee only, is private and may contain privileged and confidential information. If delivered in error to you do not read, disclose, copy, or distribute its contents. Any action taken or omitted to be taken in reliance on is prohibited and unlawful. If received in error notify us immediately - call 0114 321 5151. Whilst we run anti-virus software on all emails we are not liable for any loss or damage and the recipient is advised to run their own anti-virus software

This transmission is intended for the named addressee(s) only and may contain sensitive or protectively marked material and should be handled accordingly. Unless you are the named addressee (or authorised to receive it for the addressee) you may not copy or use it, or disclose it to anyone else. If you have received this

transmission in error please notify the sender immediately and delete it from your system. All GCSX traffic may be subject to recording and/or monitoring in accordance with relevant legislation.

Appendix 2 – Scoping Response from Highways England

Our ref: TA 230 129
Your ref: Altalto Hobson Way

Barry C Roberts
Enzygo
Stag House
The Chipping
Wootton Under Edge
GL12 7AD

Simon GP Geoghegan
Asset Manager
3 SOUTH
Lateral
8 City Walk
Leeds LS11 9AT

Direct Line: 0300 470 2420

April 18 2019

Dear Graeme,

PRE-APPLICATION ADVICE REQUEST FOR THE DEVELOPMENT OF A WASTE-TO-FUELS PROJECT AT HOBSON WAY, IMMINGHAM

Further to your an Environmental Impact Assessment [EIA] Scoping Request for a Waste to Fuels Project [WFP], promoted by Altalto Immingham Limited, located on land at Hobson Way, Stallingborough. Our Transport Consultants have reviewed your documents and the following findings have been made.

Introduction

It is stated that the WFP will produce a supply of sustainable aviation fuel from waste material and that the fuel produced will be used to power jet planes; and will be produced to a standard which meets the Renewable Transport Fuel Obligation. To achieve this, the WFP would produce kerosene and naphtha from a synthesis gas, with the gas produced on site from imported waste materials used in a waste gasification process.

Furthermore, it is stated within the EIA that the development proposals will comprise several buildings, plant, machinery, an access road, and associated infrastructure. The EIA has been produced under Section 15 of the 2017 EIA Regulations and the purpose of the EIA is to highlight the area and approach considered appropriate for inclusion within the Environmental Statement [ES], and the EIA is structured as follows:

- A description of the proposed development;
- A plan to show the location of the development;
- A description of its possible effects on the environment; and
- A proposed methodology for undertaking an EIA of the proposed development.

Numerous topics are covered within the EIA, of which Traffic and Transport is one, and this forms the basis of this review.

Given the site's location, there is potential for the development proposals to impact upon the Strategic Road Network [SRN], namely the A180. As part of the planning process, we provided Enzygo with pre-application advice in March 2019, and this is replicated within this Technical Memorandum [TM] for completeness. The TM contains our review of the EIA and provides a summary and conclusion at the end.

PRE-APPLICATION ADVICE

Highways England were approached by Enzygo in March 2019 for pre-application scoping advice on the development proposals. For completeness, this advice has been replicated below:

- Highways England would expect the Transport Assessment [TA] submitted to be wholly compliant with DfT Circular 02/2013, and to be based on the parameters and guidance set out in the DfT's Guidance on Transport Assessments;
- Given the number of developments which have come forward in the vicinity of the proposed site, it is considered that a number of committed developments will have to be taken into account within the TA and the applicant should liaise with the Local Authority in this regard (although the list presented within the scoping letter looks to be a good start to this process);
- The proposed site location is close to the alignment of the proposed South Humber Link Road, joining Hobson Way to Moody Lane. As a consequence, Highways England would expect this to be considered within the future year assessment within the TA, and possibly within the opening year assessment, depending on the timescales of the development coming forward;
- With this in mind, and due to the stated trip generating characteristics of the development proposals, We would expect the Strategic Road Network to be included within the study area within the TA, namely A180 / A1173 Stallingborough Interchange for trips from the west of the proposed site; and the A180 Great Coates junction, the A180 / Gilbey Road junction and the A180 Pyewipe Roundabout once the South Humber Link Road has been included within the study area; and
- The TA should also include – or a commitment to provide via planning conditions – a Construction Traffic Management Plan [CTMP] and a Construction Workers Management Plan [CWMP]. In addition, a Travel Plan [TP] should form part of the planning submission.

EIA Scoping Review

It is stated within the EIA that the facility is likely to generate a number of arrivals and departures every hour; and based on that assumption Enzygo envisage that a comprehensive TA, draft TP and ES Chapter will be required as advocated by Development Plan policy and paragraph 32 of the National Planning Policy Framework. Such a process is welcomed and supported by us.

As part of the TA process, Enzygo propose to undertake the following:

- Undertake a detailed site visit, including site measurements of road widths, junctions and visibility splays at key locations on the local highway network, taking account of the proposed site access positions. Information relating to site sustainability including bus stops / facilities, footways, cycleways, park and ride sites, etc will be identified during the site visit;
- The TA will be based on Enzygo's previous experience of working on sites in the Immingham area, working with Highways England / North East Lincolnshire Council [NELC], similar Energy from Waste sites and the DfT Guidance March 2007 and National Planning Policy Framework;
- As part of the TA, a detailed description of the site proposal including scale, site composition, main features, points of access, travel characteristics, parking provision, servicing arrangements and a brief description of the local highway network, will be provided;
- Enzygo proposed to develop the trip generation profiles for the development proposals based on trip generation information obtained from the client, particularly in terms of the below. It is stated that it is strongly recommended to try to reduce the extent of junction modelling that any traffic should avoid using the local highway network between the hours of 07:00 – 08:00 and 16:00 – 17:00 hours:
 - Predicted construction staff numbers and working hours;
 - The frequency, numbers specifications and timings of construction traffic (HGVs);
 - Details of any abnormal loads / vehicles (number and approximate timings);
 - Predicted working hours for shift and admin staff; and
 - Assume spreadsheet for HGV imports and exports still applies.

- Subject to confirmation of the above traffic flows (operational and construction) from the client and the scope agreed with NELC / Highways England commission fully classified 24 hour turning counts at the below junctions over a typical weekday:
 - South Marsh Road / Hobson Way – staggered crossroads;
 - Laporte Road / Hobson Way / Kiln Lane – roundabout;
 - A1173 / Kiln Lane – roundabout;
 - Kiln Lane / North Moss Lane / Trondheim Way – roundabout;
 - Queens Road / Laporte Road priority junction;
 - A180 / A1173 – grade separated roundabout;
 - A180 / Moody Lane / Pyewipe Road (Westgate roundabout);
 - A180 / Estate Road 2 / Gilby Road / Estate Road 1 (Pyewipe roundabout); and
 - A180 / Lockhill Road / Cleethorpe Road Flyover / Victoria Street (Lockhill Roundabout).

- To allow the potential percentage impacts to be calculated for assessment within the ES Chapter it is also envisaged that Automated Turning Counts are commissioned at the below arms of the junctions:
 - Hobson Way (North of South Marsh Road);
 - Kiln Lane (West of Hobson Way);
 - A1173 (West of North Moss Lane);
 - A1173 (North of A180); and
 - A180 Westgate (East of Westgate Roundabout).

- Assign the proposed development traffic onto the local highway network as per the turning proportions identified from traffic surveys;

- Using Junction 8 software undertake junction assessments for the above junctions identified above and subject to NELC confirmation, for the below periods:
 - The development and construction phase; and
 - The opening year, assuming full build out and occupation, and
 - Either a date ten years after the date of registration of the associated planning application or the end of the Local Plan period (whichever is the greater).

- Enzygo will purchase collision data from NELC over the last five years. The data will then be summarised to ensure the development traffic will not exacerbate any current highway safety issues on the local highway network;
- Investigate the proposed level of car and cycle parking and proposed parking facilities for the facility and ensure they conform to the necessary NELC requirements, taking account the site sustainability and management strategy; and
- Investigate what local sustainable facilities / services are currently available to the new staff and visitors and show how accessible they are in relation to the proposed site. Enzygo will assess any existing and proposed pedestrian / cycle links and routes, the locations of bus stops / facilities and the services to encourage sustainable travel wherever possible.

Having considered the parameters set out by Enzygo above, We have the following comments:

- that it is stated that traffic count data is to be collected to inform the TA, it is considered that this data should be used to identify the network peaks, rather than assuming them during the scoping phase. Furthermore, as part of this process, it may be considered prudent to undertake trip impact assessments at this point to reduce the need to undertake surveys at some locations within the study area;
- The trip generation should be defined on a first principles approach, based on Enzygo's experience of working on similar development proposals;
- The study area set out within the EIA looks to be acceptable as the SRN appears to be fully considered. However, it is noted that no reference is made to the South Humber Link Road as per our pre-application advice;
- It is noted that it is proposed to undertake percentage impact assessments, however for Highways England to understand the potential impact at the SRN then absolute impact in terms of trip numbers will be required within the TA;
- The proposed development traffic will need to be assigned to the SRN as well as the local road network;
- It is not considered appropriate to distribute development trips using turning counts and we consider that the creation of a gravity model is the most appropriate methodology;

- The proposal to collect collision data is welcomed but should also be extended to the SRN within the study area. As such, it is considered that reference to the local road network should be changed to “the network that is agreed to form part of the study area” to ensure that the SRN is not omitted in any consideration;
- The committed developments within the study area need to be confirmed with NELC;
- The assessment years within the TA should be compliant with the requirements of DfT Circular 02/2013; and
- The construction elements of the development proposals need to be fully assessed and a CTMP and CWMP need to be produced and agreed with Highways England.

In addition to the TA parameters being presented, Enzygo make reference to a TP within the EIA, and predict the following elements will be contained within:

- Include details of the site including its location, the intended use, the predicted number of staff and visitors any existing constraints or potential sustainable travel opportunities;
- Identify the travel requirements of the facility, the number of trips it will generate and what transport / travel issues these will give arise to;
- Outline what the TP is to achieve (e.g. to encourage access to the site by all means of travel / to accommodate travel demand within site constraints) and what strategy will be adopted to achieve them;
- Provide all relevant public transport information including services, ticket information (including passes, savers, etc.) and any promotions / offers. Information relating to the provision of bus shelters, timetable information, low-floor bus facilities, etc should also be identified and reported;
- Investigate the site in terms of its sustainability and accurately register any footway routes, cycleway links, pedestrian crossings, cycle storage hubs, local transport interchanges, etc to promote all ‘slow modes’ of travel;
- Provide a list of the local services and amenities that should be used to promote the facility and its sustainability. Information relating to the facilities and amenities including type, distance, location will assist the staff and visitors to access these facilities and, if undertaken in the correct manner, will also promote sustainability;

- Identify what specific measures will be introduced to help deliver the stated objectives and the appropriate targets and time frames against which the effectiveness of the measures / actions to be taken will be reviewed / monitored;
- Targets should be set by using census and local multi-modal travel information gained from NELC. Maximum workplace Single Occupancy Vehicle trips will be determined and used as a benchmark for setting future targets; and
- Appoint a Travel Plan Co-ordinator and explain how the role will ultimately be passed on/managed and who is responsible for delivering each stage of the TP.

It is considered that the TP parameters stated above to be acceptable, and it is noted that the TP must dovetail with the contents of the TA, CTMP and CWMP.

In addition, it is stated that the ES chapter will comprise an assessment of the potential traffic impact of the HGV movements over the local highway network over a 24-hour period to ensure there is no impact on the local environment. The content of the ES chapter will be based on the information included in the TA and restructured to suit the IEMA requirements. This is welcomed as Highways England will need to understand – and accept – the HGV movements allied to the development proposals.

Summary and Conclusions

Enzygo Limited has produced an Environmental Impact Assessment Scoping Request for a Waste to Fuels Project, promoted by Altalto Immingham Limited, located on land at Hobson Way, Stallingborough. It is stated that the WFP will produce a supply of sustainable aviation fuel from waste material and that the fuel produced will be used to power jet planes; and will be produced to a standard which meets the Renewable Transport Fuel Obligation. To achieve this, the WFP would produce kerosene and naphtha from a synthesis gas, with the gas produced on site from imported waste materials used in a waste gasification process.

It is stated within the EIA that the development proposals will comprise several buildings, plant, machinery, an access road, and associated infrastructure.

Given the site's location, there is potential for the development proposals to impact upon the Strategic Road Network, namely the A180, hence Highways England has carried out a review of the contents of the EIA. Furthermore, Enzygo was provided with pre-application advice in March 2019, and has been replicated within this Technical Memorandum for completeness and referred to where appropriate.


Having considered the parameters set out by Enzygo within the EIA, the following comments are relevant:

- Given that it is stated that traffic count data is to be collected to inform the TA, it is considered that this data should be used to identify the network peaks, rather than assuming them during the scoping phase. Furthermore, as part of this process, it may be considered prudent to undertake trip impact assessments at this point to reduce the need to undertake surveys at some locations within the study area;
- The trip generation should be defined on a first principles approach, based on Enzygo's experience of working on similar development proposals;
- The study area set out within the EIA looks to be acceptable as the SRN appears to be fully considered. However, it is noted that no reference is made to the South Humber Link Road as per pre-application advice;
- It is noted that it is proposed to undertake percentage impact assessments, however for Highways England to understand the potential impact at the SRN then absolute impact in terms of trip numbers will be required within the TA;
- The proposed development traffic will need to be assigned to the SRN as well as the local road network;
- It is not considered appropriate to distribute development trips using turning counts and we consider that the creation of a gravity model is the most appropriate methodology;
- The proposal to collect collision data is welcomed but should also be extended to the SRN within the study area. As such, it is considered that reference to the local road network should be changed to "the network that is agreed to form part of the study area" to ensure that the SRN is not omitted in any consideration;
- The committed developments within the study area need to be confirmed with NELC;
- The assessment years within the TA should be compliant with the requirements of DfT Circular 02/2013;

- The construction elements of the development proposals need to be fully assessed and a CTMP and CWMP need to be produced and agreed with Highways England; and
- Highways England consider the parameters for the TP to be acceptable, and it is noted that the TP must dovetail with the contents of the TA, CTMP and CWMP.

Please contact me if I can assist further with this matter.

Yours sincerely



Simon GP Geoghegan
Asset Development Team (North)

Email: [Redacted]

Appendix 3 -Traffic Count Data

Inningham, Lincolnshire

Report Id 18019
Site Name Site 6 of 6
Description A180, 180m east of Pyewipe Road
Direction Westbound

Wednesday 24 April 2019

Table with columns: Time, Hourly Totals, 15 Minute Bin Drops (00-15, 15-30, 30-45, 45-00), Cycles, Motor Cycles, Car Van, Car Van Towing, Number Vehicle Classes ARX Scheme (2 Axle Van Lorry, 3 Axle Rigid, 4 Axle Rigid, 3 Axle Artic, 4 Axle Artic, 5 Axle Artic, 6 Axle Artic), Double Road Train, Triple Road Train, Vehicle Speed (MPH <10mph to >65mph), P-Tile 85%, Average Speed, Standard Deviation.

Thursday 25 April 2019

Table with columns: Time, Hourly Totals, 15 Minute Bin Drops (00-15, 15-30, 30-45, 45-00), Cycles, Motor Cycles, Car Van, Car Van Towing, Number Vehicle Classes ARX Scheme (2 Axle Van Lorry, 3 Axle Rigid, 4 Axle Rigid, 3 Axle Artic, 4 Axle Artic, 5 Axle Artic, 6 Axle Artic), Double Road Train, Triple Road Train, Vehicle Speed (MPH <10mph to >65mph), P-Tile 85%, Average Speed, Standard Deviation.

Immingham, Lincolnshire
Classified Junction Count

Site 1 of 9
South Marsh Road (North)
Hobson Way (East)
South Marsh Road (South)
Hobson Way (West)

Lat/Long
lat 53.603290° lon -0.151027°

Date
Wednesday 24 April 2019

Weather
Sunny Intervals
Temp: 15°C

0700 - 1000 (Wednesday AM Peak)

TIME	Movement 1.2: Westbound from South Marsh Road (North) to South Marsh Road (South)								Original Data	
	P/CYCLE	M/CYCLE	CAR	TAXI	LGV	OGV1	OGV2	BUS/COACH	TOTAL	PCU TOTAL
0700 - 0715	0	0	0	0	0	0	0	0	0	0.00
0715 - 0730	0	0	1	0	0	0	0	0	1	1.00
0730 - 0745	0	0	0	0	0	0	0	0	0	0.00
0745 - 0800	0	0	0	0	0	0	0	0	0	0.00
Hourly Total	0	0	1	0	0	0	0	0	1	1.00
Hourly Average	0.00	0.00	0.25	0.00	0.00	0.00	0.00	0.00	0.25	0.25
0800 - 0815	0	0	0	0	0	0	0	0	0	0.00
0815 - 0830	1	0	0	0	0	0	0	0	1	0.20
0830 - 0845	0	0	0	0	0	0	0	0	0	0.00
0845 - 0900	0	0	0	0	0	0	0	0	0	0.00
Hourly Total	1	0	0	0	0	0	0	0	1	0.20
Hourly Average	0.25	0.00	0.00	0.00	0.00	0.00	0.00	0.00	0.25	0.05
0900 - 0915	0	0	0	0	0	0	0	0	0	0.00
0915 - 0930	0	0	0	0	1	0	0	0	1	1.00
0930 - 0945	0	0	0	0	1	0	0	0	1	1.00
0945 - 1000	0	0	1	0	0	0	0	0	1	1.00
Hourly Total	0	0	1	0	2	0	0	0	3	3.00
Hourly Average	0.00	0.00	0.25	0.00	0.50	0.00	0.00	0.00	0.75	0.75
Session Total	1	0	2	0	2	0	0	0	5	4.20
Session Average	0.08	0.00	0.17	0.00	0.17	0.00	0.00	0.00	0.42	0.35

Date
Wednesday 24 April 2019

Weather
Sunny Intervals
Temp: 16°C

1600 - 1900 (Wednesday PM Peak)

TIME	Movement 1.2: Westbound from South Marsh Road (North) to South Marsh Road (South)								Original Data	
	P/CYCLE	M/CYCLE	CAR	TAXI	LGV	OGV1	OGV2	BUS/COACH	TOTAL	PCU TOTAL
1600 - 1615	1	0	15	0	1	0	0	0	17	16.20
1615 - 1630	0	0	7	0	3	0	0	0	10	10.00
1630 - 1645	1	0	12	0	0	0	0	0	13	12.20
1645 - 1700	1	0	7	0	1	0	0	0	9	8.20
Hourly Total	3	0	41	0	5	0	0	0	49	46.60
Hourly Average	0.75	0.00	10.25	0.00	1.25	0.00	0.00	0.00	12.25	11.65
1700 - 1715	0	0	7	0	1	0	0	0	8	8.00
1715 - 1730	0	0	4	0	0	0	0	0	4	4.00
1730 - 1745	0	0	1	0	0	0	0	0	1	1.00
1745 - 1800	1	0	0	0	0	0	0	0	1	0.20
Hourly Total	1	0	12	0	1	0	0	0	14	13.20
Hourly Average	0.25	0.00	3.00	0.00	0.25	0.00	0.00	0.00	3.50	3.30
1800 - 1815	1	0	0	0	0	0	0	0	1	0.20
1815 - 1830	0	0	0	0	0	0	0	0	0	0.00
1830 - 1845	0	1	2	0	0	0	0	0	3	2.40
1845 - 1900	0	0	2	0	0	0	0	0	2	2.00
Hourly Total	1	1	4	0	0	0	0	0	6	4.60
Hourly Average	0.25	0.25	1.00	0.00	0.00	0.00	0.00	0.00	1.50	1.15
Session Total	5	1	57	0	6	0	0	0	69	64.40
Session Average	0.42	0.08	4.75	0.00	0.50	0.00	0.00	0.00	5.75	5.37

Date
Thursday 25 April 2019

Weather
Light Rain
Temp: 10°C

0700 - 1000 (Thursday AM Peak)

TIME	Movement 1.2: Westbound from South Marsh Road (North) to South Marsh Road (South)								Original Data	
	P/CYCLE	M/CYCLE	CAR	TAXI	LGV	OGV1	OGV2	BUS/COACH	TOTAL	PCU TOTAL
0700 - 0715	0	0	0	0	0	0	0	0	0	0.00
0715 - 0730	1	0	0	0	0	0	0	0	1	0.20
0730 - 0745	1	0	1	0	0	0	0	0	2	1.20

0745 - 0800	0	0	0	0	0	0	0	0	0	0.00
Hourly Total	2	0	1	0	0	0	0	0	3	1.40
Hourly Average	0.50	0.00	0.25	0.00	0.00	0.00	0.00	0.00	0.75	0.35
0800 - 0815	0	0	0	0	0	0	0	0	0	0.00
0815 - 0830	0	0	0	0	0	0	0	0	0	0.00
0830 - 0845	0	0	0	0	1	0	0	0	1	1.00
0845 - 0900	0	0	0	0	0	0	0	0	0	0.00
Hourly Total	0	0	0	0	1	0	0	0	1	1.00
Hourly Average	0.00	0.00	0.00	0.00	0.25	0.00	0.00	0.00	0.25	0.25
0900 - 0915	0	0	0	0	0	0	0	0	0	0.00
0915 - 0930	0	0	1	0	2	0	0	0	3	3.00
0930 - 0945	0	0	1	0	0	0	0	0	1	1.00
0945 - 1000	0	0	0	0	0	0	0	0	0	0.00
Hourly Total	0	0	2	0	2	0	0	0	4	4.00
Hourly Average	0.00	0.00	0.50	0.00	0.50	0.00	0.00	0.00	1.00	1.00
Session Total	2	0	3	0	3	0	0	0	8	6.40
Session Average	0.17	0.00	0.25	0.00	0.25	0.00	0.00	0.00	0.67	0.53

Date
Thursday 25 April 2019

Weather
Sunny Intervals
Temp: 12°C

1600 - 1900 (Thursday PM Peak)

TIME	Movement 1.2: Westbound from South Marsh Road (North) to South Marsh Road (South)								Original Data	
	P/CYCLE	M/CYCLE	CAR	TAXI	LGV	OGV1	OGV2	BUS/COACH	TOTAL	PCU TOTAL
1600 - 1615	0	0	12	0	2	0	0	0	14	14.00
1615 - 1630	2	0	10	0	2	0	0	0	14	12.40
1630 - 1645	0	0	12	0	0	0	0	0	12	12.00
1645 - 1700	1	0	4	0	0	0	0	0	5	4.20
Hourly Total	3	0	38	0	4	0	0	0	45	42.60
Hourly Average	0.75	0.00	9.50	0.00	1.00	0.00	0.00	0.00	11.25	10.65
1700 - 1715	0	0	3	0	1	0	0	0	4	4.00
1715 - 1730	0	0	2	0	0	0	0	0	2	2.00
1730 - 1745	0	0	0	0	0	0	0	0	0	0.00
1745 - 1800	0	0	0	0	0	0	0	0	0	0.00
Hourly Total	0	0	5	0	1	0	0	0	6	6.00
Hourly Average	0.00	0.00	1.25	0.00	0.25	0.00	0.00	0.00	1.50	1.50
1800 - 1815	0	0	0	0	0	0	0	0	0	0.00
1815 - 1830	0	0	0	0	0	0	0	0	0	0.00
1830 - 1845	0	0	2	0	0	0	0	0	2	2.00
1845 - 1900	0	0	2	0	0	0	0	0	2	2.00
Hourly Total	0	0	4	0	0	0	0	0	4	4.00
Hourly Average	0.00	0.00	1.00	0.00	0.00	0.00	0.00	0.00	1.00	1.00
Session Total	3	0	47	0	5	0	0	0	55	52.60
Session Average	0.25	0.00	3.92	0.00	0.42	0.00	0.00	0.00	4.58	4.38

Immingham, Lincolnshire
Classified Junction Count

Site 1 of 9
South Marsh Road (North)
Hobson Way (East)
South Marsh Road (South)
Hobson Way (West)

Lat/Long
lat 53.603290° lon -0.151027°

Date
Wednesday 24 April 2019

Weather
Sunny Intervals
Temp: 15°C

0700 - 1000 (Wednesday AM Peak)

TIME	Movement 1.3: Right from South Marsh Road (North) to Hobson Way (West)								Original Data	
	P/CYCLE	M/CYCLE	CAR	TAXI	LGV	OGV1	OGV2	BUS/COACH	TOTAL	PCU TOTAL
0700 - 0715	0	0	1	0	0	1	0	0	2	2.50
0715 - 0730	1	0	4	0	0	0	1	0	6	6.50
0730 - 0745	1	0	0	0	1	1	2	0	5	7.30
0745 - 0800	0	0	0	0	1	0	0	0	1	1.00
Hourly Total	2	0	5	0	2	2	3	0	14	17.30
Hourly Average	0.50	0.00	1.25	0.00	0.50	0.50	0.75	0.00	3.50	4.33
0800 - 0815	0	0	0	0	1	0	2	0	3	5.60
0815 - 0830	0	0	0	0	0	0	1	0	1	2.30
0830 - 0845	1	0	0	0	0	0	0	0	1	0.20
0845 - 0900	0	0	0	0	1	1	0	0	2	2.50
Hourly Total	1	0	0	0	2	1	3	0	7	10.60
Hourly Average	0.25	0.00	0.00	0.00	0.50	0.25	0.75	0.00	1.75	2.65
0900 - 0915	0	0	0	0	2	0	3	0	5	8.90
0915 - 0930	0	0	1	0	1	1	1	0	4	5.80
0930 - 0945	0	0	0	0	1	6	0	0	7	10.00
0945 - 1000	0	0	3	0	1	1	3	0	8	12.40
Hourly Total	0	0	4	0	5	8	7	0	24	37.10
Hourly Average	0.00	0.00	1.00	0.00	1.25	2.00	1.75	0.00	6.00	9.28
Session Total	3	0	9	0	9	11	13	0	45	65.00
Session Average	0.25	0.00	0.75	0.00	0.75	0.92	1.08	0.00	3.75	5.42

Date
Wednesday 24 April 2019

Weather
Sunny Intervals
Temp: 16°C

1600 - 1900 (Wednesday PM Peak)

TIME	Movement 1.3: Right from South Marsh Road (North) to Hobson Way (West)								Original Data	
	P/CYCLE	M/CYCLE	CAR	TAXI	LGV	OGV1	OGV2	BUS/COACH	TOTAL	PCU TOTAL
1600 - 1615	0	0	6	0	1	0	1	0	8	9.30
1615 - 1630	0	1	5	0	0	0	0	0	6	5.40
1630 - 1645	0	0	7	0	1	0	0	0	8	8.00
1645 - 1700	0	0	7	0	1	0	1	0	9	10.30
Hourly Total	0	1	25	0	3	0	2	0	31	33.00
Hourly Average	0.00	0.25	6.25	0.00	0.75	0.00	0.50	0.00	7.75	8.25
1700 - 1715	0	0	2	0	0	0	0	0	2	2.00
1715 - 1730	0	0	2	0	0	0	0	0	2	2.00
1730 - 1745	0	0	0	0	0	0	0	0	0	0.00
1745 - 1800	0	0	1	0	0	0	1	0	2	3.30
Hourly Total	0	0	5	0	0	0	1	0	6	7.30
Hourly Average	0.00	0.00	1.25	0.00	0.00	0.00	0.25	0.00	1.50	1.83
1800 - 1815	0	0	1	0	0	0	0	0	1	1.00
1815 - 1830	1	0	1	0	0	0	1	0	3	3.50
1830 - 1845	0	0	5	0	0	0	0	0	5	5.00
1845 - 1900	0	0	3	0	0	0	0	0	3	3.00
Hourly Total	1	0	10	0	0	0	1	0	12	12.50
Hourly Average	0.25	0.00	2.50	0.00	0.00	0.00	0.25	0.00	3.00	3.13
Session Total	1	1	40	0	3	0	4	0	49	52.80
Session Average	0.08	0.08	3.33	0.00	0.25	0.00	0.33	0.00	4.08	4.40

Date
Thursday 25 April 2019

Weather
Light Rain
Temp: 10°C

0700 - 1000 (Thursday AM Peak)

TIME	Movement 1.3: Right from South Marsh Road (North) to Hobson Way (West)								Original Data	
	P/CYCLE	M/CYCLE	CAR	TAXI	LGV	OGV1	OGV2	BUS/COACH	TOTAL	PCU TOTAL
0700 - 0715	0	0	1	0	0	0	0	0	1	1.00
0715 - 0730	0	0	2	0	0	1	0	0	3	3.50
0730 - 0745	4	0	0	0	1	0	2	0	7	6.40

0745 - 0800	0	0	0	0	0	0	0	0	0	0.00
Hourly Total	4	0	3	0	1	1	2	0	11	10.90
Hourly Average	1.00	0.00	0.75	0.00	0.25	0.25	0.50	0.00	2.75	2.73
0800 - 0815	1	0	0	0	1	0	1	0	3	3.50
0815 - 0830	0	0	0	0	2	0	1	0	3	4.30
0830 - 0845	1	0	2	0	0	1	0	0	4	3.70
0845 - 0900	0	0	0	0	0	2	0	0	2	3.00
Hourly Total	2	0	2	0	3	3	2	0	12	14.50
Hourly Average	0.50	0.00	0.50	0.00	0.75	0.75	0.50	0.00	3.00	3.63
0900 - 0915	0	0	0	0	0	0	0	0	0	0.00
0915 - 0930	0	0	0	0	0	5	1	0	6	9.80
0930 - 0945	0	0	0	0	0	8	1	0	9	14.30
0945 - 1000	0	0	2	0	0	3	1	0	6	8.80
Hourly Total	0	0	2	0	0	16	3	0	21	32.90
Hourly Average	0.00	0.00	0.50	0.00	0.00	4.00	0.75	0.00	5.25	8.23
Session Total	6	0	7	0	4	20	7	0	44	58.30
Session Average	0.50	0.00	0.58	0.00	0.33	1.67	0.58	0.00	3.67	4.86

Date
Thursday 25 April 2019

Weather
Sunny Intervals
Temp: 12°C

1600 - 1900 (Thursday PM Peak)

TIME	Movement 1.3: Right from South Marsh Road (North) to Hobson Way (West)								Original Data	
	P/CYCLE	M/CYCLE	CAR	TAXI	LGV	OGV1	OGV2	BUS/COACH	TOTAL	PCU TOTAL
1600 - 1615	0	0	12	0	0	0	0	0	12	12.00
1615 - 1630	0	0	3	0	1	0	0	0	4	4.00
1630 - 1645	0	0	12	0	1	0	0	0	13	13.00
1645 - 1700	0	0	3	0	0	0	0	0	3	3.00
Hourly Total	0	0	30	0	2	0	0	0	32	32.00
Hourly Average	0.00	0.00	7.50	0.00	0.50	0.00	0.00	0.00	8.00	8.00
1700 - 1715	0	0	3	0	0	0	0	0	3	3.00
1715 - 1730	0	0	0	0	1	0	1	0	2	3.30
1730 - 1745	0	0	2	0	0	0	0	0	2	2.00
1745 - 1800	0	0	3	0	0	0	1	0	4	5.30
Hourly Total	0	0	8	0	1	0	2	0	11	13.60
Hourly Average	0.00	0.00	2.00	0.00	0.25	0.00	0.50	0.00	2.75	3.40
1800 - 1815	0	0	0	0	0	0	0	0	0	0.00
1815 - 1830	0	0	1	0	0	0	0	0	1	1.00
1830 - 1845	0	0	6	0	0	0	0	0	6	6.00
1845 - 1900	0	0	1	0	0	0	0	0	1	1.00
Hourly Total	0	0	8	0	0	0	0	0	8	8.00
Hourly Average	0.00	0.00	2.00	0.00	0.00	0.00	0.00	0.00	2.00	2.00
Session Total	0	0	46	0	3	0	2	0	51	53.60
Session Average	0.00	0.00	3.83	0.00	0.25	0.00	0.17	0.00	4.25	4.47

0745 - 0800	0	0	0	0	0	0	0	0	0	0.00
Hourly Total	0	0	0	0	0	0	1	0	1	2.30
Hourly Average	0.00	0.00	0.00	0.00	0.00	0.00	0.25	0.00	0.25	0.58
0800 - 0815	0	0	1	0	0	0	0	0	1	1.00
0815 - 0830	0	0	0	0	0	0	0	0	0	0.00
0830 - 0845	0	0	1	0	0	0	0	0	1	1.00
0845 - 0900	0	0	0	0	0	1	0	0	1	1.50
Hourly Total	0	0	2	0	0	1	0	0	3	3.50
Hourly Average	0.00	0.00	0.50	0.00	0.00	0.25	0.00	0.00	0.75	0.88
0900 - 0915	0	0	0	0	0	2	0	0	2	3.00
0915 - 0930	0	0	0	2	0	0	0	0	2	2.00
0930 - 0945	0	0	0	0	0	0	0	0	0	0.00
0945 - 1000	0	0	0	0	0	0	0	1	1	2.00
Hourly Total	0	0	0	2	0	2	0	1	5	7.00
Hourly Average	0.00	0.00	0.00	0.50	0.00	0.50	0.00	0.25	1.25	1.75
Session Total	0	0	2	2	0	3	1	1	9	12.80
Session Average	0.00	0.00	0.17	0.17	0.00	0.25	0.08	0.08	0.75	1.07

Date
Thursday 25 April 2019

Weather
Sunny Intervals
Temp: 12°C

1600 - 1900 (Thursday PM Peak)

TIME	Movement 1.5: Northbound from Hobson Way (East) to Hobson Way (West)								Original Data	
	P/CYCLE	M/CYCLE	CAR	TAXI	LGV	OGV1	OGV2	BUS/COACH	TOTAL	PCU TOTAL
1600 - 1615	0	0	0	0	0	0	0	0	0	0.00
1615 - 1630	0	0	0	0	0	0	1	0	1	2.30
1630 - 1645	0	0	0	0	0	0	1	0	1	2.30
1645 - 1700	0	0	1	0	0	0	0	0	1	1.00
Hourly Total	0	0	1	0	0	0	2	0	3	5.60
Hourly Average	0.00	0.00	0.25	0.00	0.00	0.00	0.50	0.00	0.75	1.40
1700 - 1715	0	0	0	0	0	0	0	0	0	0.00
1715 - 1730	0	0	0	0	0	0	0	0	0	0.00
1730 - 1745	0	0	1	0	0	0	0	0	1	1.00
1745 - 1800	0	0	0	0	0	0	0	0	0	0.00
Hourly Total	0	0	1	0	0	0	0	0	1	1.00
Hourly Average	0.00	0.00	0.25	0.00	0.00	0.00	0.00	0.00	0.25	0.25
1800 - 1815	0	0	0	0	0	0	0	0	0	0.00
1815 - 1830	0	0	1	0	0	0	0	0	1	1.00
1830 - 1845	0	0	0	0	0	0	0	0	0	0.00
1845 - 1900	0	0	0	0	0	0	0	0	0	0.00
Hourly Total	0	0	1	0	0	0	0	0	1	1.00
Hourly Average	0.00	0.00	0.25	0.00	0.00	0.00	0.00	0.00	0.25	0.25
Session Total	0	0	3	0	0	0	2	0	5	7.60
Session Average	0.00	0.00	0.25	0.00	0.00	0.00	0.17	0.00	0.42	0.63

Immingham, Lincolnshire
Classified Junction Count

Site 1 of 9
South Marsh Road (North)
Hobson Way (East)
South Marsh Road (South)
Hobson Way (West)

Lat/Long
lat 53.603290° lon -0.151027°

Date
Wednesday 24 April 2019

Weather
Sunny Intervals
Temp: 15°C

0700 - 1000 (Wednesday AM Peak)

TIME	Movement 1.7: Left from South Marsh Road (South) to Hobson Way (West)								Original Data	
	P/CYCLE	M/CYCLE	CAR	TAXI	LGV	OGV1	OGV2	BUS/COACH	TOTAL	PCU TOTAL
0700 - 0715	1	0	11	0	2	0	0	0	14	13.20
0715 - 0730	3	0	17	0	1	0	0	0	21	18.60
0730 - 0745	2	1	27	0	0	0	0	0	30	27.80
0745 - 0800	0	2	55	0	5	0	0	0	62	60.80
Hourly Total	6	3	110	0	8	0	0	0	127	120.40
Hourly Average	1.50	0.75	27.50	0.00	2.00	0.00	0.00	0.00	31.75	30.10
0800 - 0815	1	0	13	0	1	0	0	0	15	14.20
0815 - 0830	0	1	17	0	0	0	0	0	18	17.40
0830 - 0845	0	0	16	0	1	0	0	0	17	17.00
0845 - 0900	0	0	8	0	1	0	1	0	10	11.30
Hourly Total	1	1	54	0	3	0	1	0	60	59.90
Hourly Average	0.25	0.25	13.50	0.00	0.75	0.00	0.25	0.00	15.00	14.98
0900 - 0915	0	0	4	0	0	0	0	0	4	4.00
0915 - 0930	0	0	1	0	1	0	0	0	2	2.00
0930 - 0945	0	0	1	0	0	0	0	0	1	1.00
0945 - 1000	0	0	1	0	0	0	0	0	1	1.00
Hourly Total	0	0	7	0	1	0	0	0	8	8.00
Hourly Average	0.00	0.00	1.75	0.00	0.25	0.00	0.00	0.00	2.00	2.00
Session Total	7	4	171	0	12	0	1	0	195	188.30
Session Average	0.58	0.33	14.25	0.00	1.00	0.00	0.08	0.00	16.25	15.69

Date
Wednesday 24 April 2019

Weather
Sunny Intervals
Temp: 16°C

1600 - 1900 (Wednesday PM Peak)

TIME	Movement 1.7: Left from South Marsh Road (South) to Hobson Way (West)								Original Data	
	P/CYCLE	M/CYCLE	CAR	TAXI	LGV	OGV1	OGV2	BUS/COACH	TOTAL	PCU TOTAL
1600 - 1615	0	0	0	0	0	0	0	0	0	0.00
1615 - 1630	0	0	0	0	0	0	0	0	0	0.00
1630 - 1645	0	0	0	0	0	0	0	0	0	0.00
1645 - 1700	0	0	0	0	0	0	0	0	0	0.00
Hourly Total	0	0	0	0	0	0	0	0	0	0.00
Hourly Average	0.00	0.00	0.00	0.00	0.00	0.00	0.00	0.00	0.00	0.00
1700 - 1715	0	0	0	0	0	0	0	0	0	0.00
1715 - 1730	0	0	0	0	0	0	0	0	0	0.00
1730 - 1745	0	0	1	0	0	0	0	0	1	1.00
1745 - 1800	0	0	0	0	0	0	0	0	0	0.00
Hourly Total	0	0	1	0	0	0	0	0	1	1.00
Hourly Average	0.00	0.00	0.25	0.00	0.00	0.00	0.00	0.00	0.25	0.25
1800 - 1815	0	0	0	0	0	0	0	0	0	0.00
1815 - 1830	0	0	2	0	1	0	0	0	3	3.00
1830 - 1845	0	0	1	0	0	0	0	0	1	1.00
1845 - 1900	0	0	0	0	0	0	0	0	0	0.00
Hourly Total	0	0	3	0	1	0	0	0	4	4.00
Hourly Average	0.00	0.00	0.75	0.00	0.25	0.00	0.00	0.00	1.00	1.00
Session Total	0	0	4	0	1	0	0	0	5	5.00
Session Average	0.00	0.00	0.33	0.00	0.08	0.00	0.00	0.00	0.42	0.42

Date
Thursday 25 April 2019

Weather
Light Rain
Temp: 10°C

0700 - 1000 (Thursday AM Peak)

TIME	Movement 1.7: Left from South Marsh Road (South) to Hobson Way (West)								Original Data	
	P/CYCLE	M/CYCLE	CAR	TAXI	LGV	OGV1	OGV2	BUS/COACH	TOTAL	PCU TOTAL
0700 - 0715	0	1	12	0	1	0	0	0	14	13.40
0715 - 0730	2	0	14	0	1	0	0	0	17	15.40
0730 - 0745	0	1	22	0	2	0	0	0	25	24.40

Immingham, Lincolnshire
Classified Junction Count

Site 1 of 9
South Marsh Road (North)
Hobson Way (East)
South Marsh Road (South)
Hobson Way (West)

Lat/Long
lat 53.603290° lon -0.151027°

Date
Wednesday 24 April 2019

Weather
Sunny Intervals
Temp: 15°C

0700 - 1000 (Wednesday AM Peak)

TIME	Movement 1.8: Eastbound from South Marsh Road (South) to South Marsh Road (North)								Original Data	
	P/CYCLE	M/CYCLE	CAR	TAXI	LGV	OGV1	OGV2	BUS/COACH	TOTAL	PCU TOTAL
0700 - 0715	1	0	4	0	0	0	0	0	5	4.20
0715 - 0730	0	0	4	0	0	0	0	0	4	4.00
0730 - 0745	1	0	10	0	1	0	0	0	12	11.20
0745 - 0800	0	0	8	0	3	0	0	0	11	11.00
Hourly Total	2	0	26	0	4	0	0	0	32	30.40
Hourly Average	0.50	0.00	6.50	0.00	1.00	0.00	0.00	0.00	8.00	7.60
0800 - 0815	0	0	7	0	2	0	0	0	9	9.00
0815 - 0830	0	0	9	0	1	0	0	0	10	10.00
0830 - 0845	0	0	4	0	1	0	0	0	5	5.00
0845 - 0900	0	0	5	0	0	0	0	0	5	5.00
Hourly Total	0	0	25	0	4	0	0	0	29	29.00
Hourly Average	0.00	0.00	6.25	0.00	1.00	0.00	0.00	0.00	7.25	7.25
0900 - 0915	0	0	1	0	0	0	0	0	1	1.00
0915 - 0930	0	0	2	0	1	1	0	0	4	4.50
0930 - 0945	0	0	1	0	0	0	1	0	2	3.30
0945 - 1000	0	0	1	0	1	0	1	0	3	4.30
Hourly Total	0	0	5	0	2	1	2	0	10	13.10
Hourly Average	0.00	0.00	1.25	0.00	0.50	0.25	0.50	0.00	2.50	3.28
Session Total	2	0	56	0	10	1	2	0	71	72.50
Session Average	0.17	0.00	4.67	0.00	0.83	0.08	0.17	0.00	5.92	6.04

Date
Wednesday 24 April 2019

Weather
Sunny Intervals
Temp: 16°C

1600 - 1900 (Wednesday PM Peak)

TIME	Movement 1.8: Eastbound from South Marsh Road (South) to South Marsh Road (North)								Original Data	
	P/CYCLE	M/CYCLE	CAR	TAXI	LGV	OGV1	OGV2	BUS/COACH	TOTAL	PCU TOTAL
1600 - 1615	0	0	0	0	0	0	0	0	0	0.00
1615 - 1630	1	0	0	0	0	0	0	0	1	0.20
1630 - 1645	0	0	0	0	0	0	0	0	0	0.00
1645 - 1700	0	0	1	0	0	0	0	0	1	1.00
Hourly Total	1	0	1	0	0	0	0	0	2	1.20
Hourly Average	0.25	0.00	0.25	0.00	0.00	0.00	0.00	0.00	0.50	0.30
1700 - 1715	0	0	0	0	0	0	0	0	0	0.00
1715 - 1730	0	0	1	0	0	0	0	0	1	1.00
1730 - 1745	0	0	0	0	0	0	0	0	0	0.00
1745 - 1800	0	0	0	0	0	0	0	0	0	0.00
Hourly Total	0	0	1	0	0	0	0	0	1	1.00
Hourly Average	0.00	0.00	0.25	0.00	0.00	0.00	0.00	0.00	0.25	0.25
1800 - 1815	0	0	2	0	0	0	0	0	2	2.00
1815 - 1830	0	0	0	0	1	0	0	0	1	1.00
1830 - 1845	0	0	0	0	0	0	0	0	0	0.00
1845 - 1900	0	0	0	0	0	0	0	0	0	0.00
Hourly Total	0	0	2	0	1	0	0	0	3	3.00
Hourly Average	0.00	0.00	0.50	0.00	0.25	0.00	0.00	0.00	0.75	0.75
Session Total	1	0	4	0	1	0	0	0	6	5.20
Session Average	0.08	0.00	0.33	0.00	0.08	0.00	0.00	0.00	0.50	0.43

Date
Thursday 25 April 2019

Weather
Light Rain
Temp: 10°C

0700 - 1000 (Thursday AM Peak)

TIME	Movement 1.8: Eastbound from South Marsh Road (South) to South Marsh Road (North)								Original Data	
	P/CYCLE	M/CYCLE	CAR	TAXI	LGV	OGV1	OGV2	BUS/COACH	TOTAL	PCU TOTAL
0700 - 0715	0	0	7	0	0	0	0	0	7	7.00
0715 - 0730	0	0	5	0	0	0	0	0	5	5.00
0730 - 0745	0	0	7	0	2	0	0	0	9	9.00

0745 - 0800	0	0	10	0	2	0	0	0	12	12.00
Hourly Total	0	0	29	0	4	0	0	0	33	33.00
Hourly Average	0.00	0.00	7.25	0.00	1.00	0.00	0.00	0.00	8.25	8.25
0800 - 0815	0	0	8	0	2	0	0	0	10	10.00
0815 - 0830	0	0	8	0	0	0	0	0	8	8.00
0830 - 0845	0	0	6	0	0	0	0	0	6	6.00
0845 - 0900	0	0	2	0	0	0	0	0	2	2.00
Hourly Total	0	0	24	0	2	0	0	0	26	26.00
Hourly Average	0.00	0.00	6.00	0.00	0.50	0.00	0.00	0.00	6.50	6.50
0900 - 0915	0	0	2	0	1	1	0	0	4	4.50
0915 - 0930	0	0	0	0	0	0	0	0	0	0.00
0930 - 0945	0	0	0	0	0	0	0	0	0	0.00
0945 - 1000	0	0	0	0	0	0	0	0	0	0.00
Hourly Total	0	0	2	0	1	1	0	0	4	4.50
Hourly Average	0.00	0.00	0.50	0.00	0.25	0.25	0.00	0.00	1.00	1.13
Session Total	0	0	55	0	7	1	0	0	63	63.50
Session Average	0.00	0.00	4.58	0.00	0.58	0.08	0.00	0.00	5.25	5.29

Date
Thursday 25 April 2019

Weather
Sunny Intervals
Temp: 12°C

1600 - 1900 (Thursday PM Peak)

TIME	Movement 1.8: Eastbound from South Marsh Road (South) to South Marsh Road (North)								Original Data	
	P/CYCLE	M/CYCLE	CAR	TAXI	LGV	OGV1	OGV2	BUS/COACH	TOTAL	PCU TOTAL
1600 - 1615	0	0	0	0	0	0	0	0	0	0.00
1615 - 1630	0	0	0	0	0	0	0	0	0	0.00
1630 - 1645	1	0	0	0	0	0	0	0	1	0.20
1645 - 1700	0	0	1	0	0	0	0	0	1	1.00
Hourly Total	1	0	1	0	0	0	0	0	2	1.20
Hourly Average	0.25	0.00	0.25	0.00	0.00	0.00	0.00	0.00	0.50	0.30
1700 - 1715	0	0	0	0	0	0	0	0	0	0.00
1715 - 1730	0	0	0	0	0	0	0	0	0	0.00
1730 - 1745	0	0	0	0	0	0	0	0	0	0.00
1745 - 1800	0	0	0	0	0	0	0	0	0	0.00
Hourly Total	0	0	0	0	0	0	0	0	0	0.00
Hourly Average	0.00	0.00	0.00	0.00	0.00	0.00	0.00	0.00	0.00	0.00
1800 - 1815	0	0	2	0	0	0	0	0	2	2.00
1815 - 1830	0	0	1	0	1	0	0	0	2	2.00
1830 - 1845	1	0	0	0	0	0	0	0	1	0.20
1845 - 1900	0	0	1	0	0	0	0	0	1	1.00
Hourly Total	1	0	4	0	1	0	0	0	6	5.20
Hourly Average	0.25	0.00	1.00	0.00	0.25	0.00	0.00	0.00	1.50	1.30
Session Total	2	0	5	0	1	0	0	0	8	6.40
Session Average	0.17	0.00	0.42	0.00	0.08	0.00	0.00	0.00	0.67	0.53

Immingham, Lincolnshire
Classified Junction Count

Site 1 of 9
South Marsh Road (North)
Hobson Way (East)
South Marsh Road (South)
Hobson Way (West)

Lat/Long
lat 53.603290° lon -0.151027°

Date
Wednesday 24 April 2019

Weather
Sunny Intervals
Temp: 15°C

0700 - 1000 (Wednesday AM Peak)

TIME	Movement 1.10: Left from Hobson Way (West) to South Marsh Road (North)								Original Data	
	P/CYCLE	M/CYCLE	CAR	TAXI	LGV	OGV1	OGV2	BUS/COACH	TOTAL	PCU TOTAL
0700 - 0715	0	0	6	0	1	1	0	0	8	8.50
0715 - 0730	0	0	4	0	1	0	0	0	5	5.00
0730 - 0745	0	0	9	0	1	0	2	0	12	14.60
0745 - 0800	1	0	9	0	1	0	0	0	11	10.20
Hourly Total	1	0	28	0	4	1	2	0	36	38.30
Hourly Average	0.25	0.00	7.00	0.00	1.00	0.25	0.50	0.00	9.00	9.58
0800 - 0815	0	0	7	0	1	0	1	0	9	10.30
0815 - 0830	0	0	2	0	2	0	0	0	4	4.00
0830 - 0845	0	0	8	0	1	0	1	0	10	11.30
0845 - 0900	0	0	2	0	1	0	1	0	4	5.30
Hourly Total	0	0	19	0	5	0	3	0	27	30.90
Hourly Average	0.00	0.00	4.75	0.00	1.25	0.00	0.75	0.00	6.75	7.73
0900 - 0915	0	0	3	0	0	2	2	0	7	10.60
0915 - 0930	0	0	1	0	4	4	1	0	10	13.30
0930 - 0945	0	0	0	0	1	1	1	0	3	4.80
0945 - 1000	0	0	4	0	2	1	2	0	9	12.10
Hourly Total	0	0	8	0	7	8	6	0	29	40.80
Hourly Average	0.00	0.00	2.00	0.00	1.75	2.00	1.50	0.00	7.25	10.20
Session Total	1	0	55	0	16	9	11	0	92	110.00
Session Average	0.08	0.00	4.58	0.00	1.33	0.75	0.92	0.00	7.67	9.17

Date
Wednesday 24 April 2019

Weather
Sunny Intervals
Temp: 16°C

1600 - 1900 (Wednesday PM Peak)

TIME	Movement 1.10: Left from Hobson Way (West) to South Marsh Road (North)								Original Data	
	P/CYCLE	M/CYCLE	CAR	TAXI	LGV	OGV1	OGV2	BUS/COACH	TOTAL	PCU TOTAL
1600 - 1615	3	0	0	0	4	0	1	0	8	6.90
1615 - 1630	0	0	1	0	1	0	0	0	2	2.00
1630 - 1645	2	1	0	0	1	0	0	0	4	1.80
1645 - 1700	1	0	1	0	0	0	0	0	2	1.20
Hourly Total	6	1	2	0	6	0	1	0	16	11.90
Hourly Average	1.50	0.25	0.50	0.00	1.50	0.00	0.25	0.00	4.00	2.98
1700 - 1715	0	0	0	0	0	0	0	0	0	0.00
1715 - 1730	0	0	0	0	0	0	0	0	0	0.00
1730 - 1745	0	0	2	0	1	0	0	0	3	3.00
1745 - 1800	0	0	1	0	0	1	1	0	3	4.80
Hourly Total	0	0	3	0	1	1	1	0	6	7.80
Hourly Average	0.00	0.00	0.75	0.00	0.25	0.25	0.25	0.00	1.50	1.95
1800 - 1815	0	1	3	0	1	0	0	0	5	4.40
1815 - 1830	0	0	3	0	0	0	0	0	3	3.00
1830 - 1845	0	0	0	0	0	0	0	0	0	0.00
1845 - 1900	0	0	4	0	1	0	0	0	5	5.00
Hourly Total	0	1	10	0	2	0	0	0	13	12.40
Hourly Average	0.00	0.25	2.50	0.00	0.50	0.00	0.00	0.00	3.25	3.10
Session Total	6	2	15	0	9	1	2	0	35	32.10
Session Average	0.50	0.17	1.25	0.00	0.75	0.08	0.17	0.00	2.92	2.68

Date
Thursday 25 April 2019

Weather
Light Rain
Temp: 10°C

0700 - 1000 (Thursday AM Peak)

TIME	Movement 1.10: Left from Hobson Way (West) to South Marsh Road (North)								Original Data	
	P/CYCLE	M/CYCLE	CAR	TAXI	LGV	OGV1	OGV2	BUS/COACH	TOTAL	PCU TOTAL
0700 - 0715	0	0	6	0	1	0	0	0	7	7.00
0715 - 0730	0	0	6	0	1	0	0	0	7	7.00
0730 - 0745	0	0	5	0	1	0	0	0	6	6.00

0745 - 0800	0	0	11	0	1	0	0	0	12	12.00
Hourly Total	0	0	28	0	4	0	0	0	32	32.00
Hourly Average	0.00	0.00	7.00	0.00	1.00	0.00	0.00	0.00	8.00	8.00
0800 - 0815	0	0	9	0	1	0	0	0	10	10.00
0815 - 0830	0	0	4	0	1	0	1	0	6	7.30
0830 - 0845	0	0	6	0	0	1	1	0	8	9.80
0845 - 0900	0	0	5	0	0	0	2	0	7	9.60
Hourly Total	0	0	24	0	2	1	4	0	31	36.70
Hourly Average	0.00	0.00	6.00	0.00	0.50	0.25	1.00	0.00	7.75	9.18
0900 - 0915	0	0	1	0	1	2	4	0	8	14.20
0915 - 0930	0	0	3	0	1	6	3	0	13	19.90
0930 - 0945	0	0	0	0	1	1	1	0	3	4.80
0945 - 1000	0	0	0	0	0	4	3	0	7	12.90
Hourly Total	0	0	4	0	3	13	11	0	31	51.80
Hourly Average	0.00	0.00	1.00	0.00	0.75	3.25	2.75	0.00	7.75	12.95
Session Total	0	0	56	0	9	14	15	0	94	120.50
Session Average	0.00	0.00	4.67	0.00	0.75	1.17	1.25	0.00	7.83	10.04

Date
Thursday 25 April 2019

Weather
Sunny Intervals
Temp: 12°C

1600 - 1900 (Thursday PM Peak)

TIME	Movement 1.10: Left from Hobson Way (West) to South Marsh Road (North)								Original Data	
	P/CYCLE	M/CYCLE	CAR	TAXI	LGV	OGV1	OGV2	BUS/COACH	TOTAL	PCU TOTAL
1600 - 1615	0	0	0	0	2	0	1	0	3	4.30
1615 - 1630	1	0	2	0	2	0	0	0	5	4.20
1630 - 1645	1	1	0	0	0	0	0	0	2	0.60
1645 - 1700	0	0	0	0	0	0	0	0	0	0.00
Hourly Total	2	1	2	0	4	0	1	0	10	9.10
Hourly Average	0.50	0.25	0.50	0.00	1.00	0.00	0.25	0.00	2.50	2.28
1700 - 1715	0	0	1	0	0	0	2	0	3	5.60
1715 - 1730	0	0	0	0	0	0	0	0	0	0.00
1730 - 1745	0	0	2	0	0	0	1	0	3	4.30
1745 - 1800	0	0	1	0	1	0	0	0	2	2.00
Hourly Total	0	0	4	0	1	0	3	0	8	11.90
Hourly Average	0.00	0.00	1.00	0.00	0.25	0.00	0.75	0.00	2.00	2.98
1800 - 1815	1	1	3	0	1	0	1	0	7	6.90
1815 - 1830	0	0	3	0	0	0	1	0	4	5.30
1830 - 1845	1	0	0	0	0	0	1	0	2	2.50
1845 - 1900	1	0	3	0	1	0	0	0	5	4.20
Hourly Total	3	1	9	0	2	0	3	0	18	18.90
Hourly Average	0.75	0.25	2.25	0.00	0.50	0.00	0.75	0.00	4.50	4.73
Session Total	5	2	15	0	7	0	7	0	36	39.90
Session Average	0.42	0.17	1.25	0.00	0.58	0.00	0.58	0.00	3.00	3.33

0745 - 0800	0	0	0	0	0	0	0	0	0	0.00
Hourly Total	0	0	0	0	0	0	0	0	0	0.00
Hourly Average	0.00	0.00	0.00	0.00	0.00	0.00	0.00	0.00	0.00	0.00
0800 - 0815	0	0	0	0	0	0	0	0	0	0.00
0815 - 0830	0	0	0	0	0	0	0	0	0	0.00
0830 - 0845	0	0	1	0	0	0	0	0	1	1.00
0845 - 0900	0	0	0	0	0	2	0	0	2	3.00
Hourly Total	0	0	1	0	0	2	0	0	3	4.00
Hourly Average	0.00	0.00	0.25	0.00	0.00	0.50	0.00	0.00	0.75	1.00
0900 - 0915	0	0	0	1	0	1	0	0	2	2.50
0915 - 0930	0	0	0	1	0	0	1	0	2	3.30
0930 - 0945	0	0	1	0	0	0	0	0	1	1.00
0945 - 1000	0	0	0	0	0	0	0	1	1	2.00
Hourly Total	0	0	1	2	0	1	1	1	6	8.80
Hourly Average	0.00	0.00	0.25	0.50	0.00	0.25	0.25	0.25	1.50	2.20
Session Total	0	0	2	2	0	3	1	1	9	12.80
Session Average	0.00	0.00	0.17	0.17	0.00	0.25	0.08	0.08	0.75	1.07

Date
Thursday 25 April 2019

Weather
Sunny Intervals
Temp: 12°C

1600 - 1900 (Thursday PM Peak)

TIME	Movement 1.11: Southbound from Hobson Way (West) to Hobson Way (East)								Original Data	
	P/CYCLE	M/CYCLE	CAR	TAXI	LGV	OGV1	OGV2	BUS/COACH	TOTAL	PCU TOTAL
1600 - 1615	0	0	0	0	0	0	0	0	0	0.00
1615 - 1630	0	0	0	0	0	0	0	0	0	0.00
1630 - 1645	0	0	0	0	0	0	1	0	1	2.30
1645 - 1700	0	0	1	0	0	0	0	0	1	1.00
Hourly Total	0	0	1	0	0	0	1	0	2	3.30
Hourly Average	0.00	0.00	0.25	0.00	0.00	0.00	0.25	0.00	0.50	0.83
1700 - 1715	0	0	0	0	0	0	0	0	0	0.00
1715 - 1730	0	1	1	0	0	0	0	0	2	1.40
1730 - 1745	0	0	0	0	0	0	0	0	0	0.00
1745 - 1800	0	0	0	0	0	0	0	0	0	0.00
Hourly Total	0	1	1	0	0	0	0	0	2	1.40
Hourly Average	0.00	0.25	0.25	0.00	0.00	0.00	0.00	0.00	0.50	0.35
1800 - 1815	0	0	0	0	0	1	0	0	1	1.50
1815 - 1830	0	0	0	0	0	0	1	0	1	2.30
1830 - 1845	0	0	0	0	0	0	0	0	0	0.00
1845 - 1900	0	0	0	0	0	1	1	0	2	3.80
Hourly Total	0	0	0	0	0	2	2	0	4	7.60
Hourly Average	0.00	0.00	0.00	0.00	0.00	0.50	0.50	0.00	1.00	1.90
Session Total	0	1	2	0	0	2	3	0	8	12.30
Session Average	0.00	0.08	0.17	0.00	0.00	0.17	0.25	0.00	0.67	1.03

0745 - 0800	0	0	0	0	0	0	0	0	0	0.00
Hourly Total	0	0	2	0	0	0	0	0	2	2.00
Hourly Average	0.00	0.00	0.50	0.00	0.00	0.00	0.00	0.00	0.50	0.50
0800 - 0815	0	0	0	0	1	0	0	0	1	1.00
0815 - 0830	0	0	1	0	1	0	0	0	2	2.00
0830 - 0845	0	0	0	0	0	0	0	0	0	0.00
0845 - 0900	0	0	0	0	0	0	0	0	0	0.00
Hourly Total	0	0	1	0	2	0	0	0	3	3.00
Hourly Average	0.00	0.00	0.25	0.00	0.50	0.00	0.00	0.00	0.75	0.75
0900 - 0915	0	0	0	0	0	0	0	0	0	0.00
0915 - 0930	0	0	0	0	0	0	0	0	0	0.00
0930 - 0945	0	0	0	0	1	0	0	0	1	1.00
0945 - 1000	0	0	0	0	0	0	0	0	0	0.00
Hourly Total	0	0	0	0	1	0	0	0	1	1.00
Hourly Average	0.00	0.00	0.00	0.00	0.25	0.00	0.00	0.00	0.25	0.25
Session Total	0	0	3	0	3	0	0	0	6	6.00
Session Average	0.00	0.00	0.25	0.00	0.25	0.00	0.00	0.00	0.50	0.50

Date
Thursday 25 April 2019

Weather
Sunny Intervals
Temp: 12°C

1600 - 1900 (Thursday PM Peak)

TIME	Movement 1.12: Right from Hobson Way (West) to South Marsh Road (South)								Original Data	
	P/CYCLE	M/CYCLE	CAR	TAXI	LGV	OGV1	OGV2	BUS/COACH	TOTAL	PCU TOTAL
1600 - 1615	0	1	22	0	4	0	0	0	27	26.40
1615 - 1630	0	0	20	0	1	0	0	0	21	21.00
1630 - 1645	2	0	48	0	1	0	0	0	51	49.40
1645 - 1700	0	0	25	0	1	0	0	0	26	26.00
Hourly Total	2	1	115	0	7	0	0	0	125	122.80
Hourly Average	0.50	0.25	28.75	0.00	1.75	0.00	0.00	0.00	31.25	30.70
1700 - 1715	2	1	38	0	1	0	0	0	42	39.80
1715 - 1730	0	1	23	0	0	0	0	0	24	23.40
1730 - 1745	1	0	7	0	0	0	0	0	8	7.20
1745 - 1800	0	1	6	0	1	0	0	0	8	7.40
Hourly Total	3	3	74	0	2	0	0	0	82	77.80
Hourly Average	0.75	0.75	18.50	0.00	0.50	0.00	0.00	0.00	20.50	19.45
1800 - 1815	0	0	2	0	0	0	0	0	2	2.00
1815 - 1830	0	0	0	0	0	0	0	0	0	0.00
1830 - 1845	0	1	3	0	0	0	0	0	4	3.40
1845 - 1900	0	0	0	0	0	0	0	0	0	0.00
Hourly Total	0	1	5	0	0	0	0	0	6	5.40
Hourly Average	0.00	0.25	1.25	0.00	0.00	0.00	0.00	0.00	1.50	1.35
Session Total	5	5	194	0	9	0	0	0	213	206.00
Session Average	0.42	0.42	16.17	0.00	0.75	0.00	0.00	0.00	17.75	17.17

Immingham, Lincolnshire
Classified Junction Count

Site 2 of 9
Air Products Access
Hobson Way
Kiln Lane
Laporte Road

Lat/Long
lat 53.611628° lon -0.161512°

Date
Wednesday 24 April 2019

Weather
Sunny Intervals
Temp: 15°C

0700 - 1000 (Wednesday AM Peak)

TIME	Movement 2.5: Left from Hobson Way to Kiln Lane								Original Data	
	P/CYCLE	M/CYCLE	CAR	TAXI	LGV	OGV1	OGV2	BUS/COACH	TOTAL	PCU TOTAL
0700 - 0715	0	0	0	0	0	1	0	0	1	1.50
0715 - 0730	1	0	3	0	0	0	0	0	4	3.20
0730 - 0745	3	0	3	0	1	1	3	0	11	13.00
0745 - 0800	0	2	21	0	3	1	1	0	28	28.60
Hourly Total	4	2	27	0	4	3	4	0	44	46.30
Hourly Average	1.00	0.50	6.75	0.00	1.00	0.75	1.00	0.00	11.00	11.58
0800 - 0815	0	0	0	0	0	0	1	0	1	2.30
0815 - 0830	0	0	1	0	0	0	2	0	3	5.60
0830 - 0845	1	0	0	0	0	1	0	0	2	1.70
0845 - 0900	0	0	1	0	2	1	2	0	6	9.10
Hourly Total	1	0	2	0	2	2	5	0	12	18.70
Hourly Average	0.25	0.00	0.50	0.00	0.50	0.50	1.25	0.00	3.00	4.68
0900 - 0915	0	0	2	0	0	1	5	0	8	15.00
0915 - 0930	0	0	0	0	0	1	0	0	1	1.50
0930 - 0945	0	0	0	0	1	6	0	0	7	10.00
0945 - 1000	0	0	2	0	2	1	1	0	6	7.80
Hourly Total	0	0	4	0	3	9	6	0	22	34.30
Hourly Average	0.00	0.00	1.00	0.00	0.75	2.25	1.50	0.00	5.50	8.58
Session Total	5	2	33	0	9	14	15	0	78	99.30
Session Average	0.42	0.17	2.75	0.00	0.75	1.17	1.25	0.00	6.50	8.28

Date
Wednesday 24 April 2019

Weather
Sunny Intervals
Temp: 16°C

1600 - 1900 (Wednesday PM Peak)

TIME	Movement 2.5: Left from Hobson Way to Kiln Lane								Original Data	
	P/CYCLE	M/CYCLE	CAR	TAXI	LGV	OGV1	OGV2	BUS/COACH	TOTAL	PCU TOTAL
1600 - 1615	0	0	6	0	3	0	1	0	10	11.30
1615 - 1630	0	0	4	0	0	0	0	0	4	4.00
1630 - 1645	0	0	6	0	2	0	1	0	9	10.30
1645 - 1700	0	0	6	0	1	0	0	0	7	7.00
Hourly Total	0	0	22	0	6	0	2	0	30	32.60
Hourly Average	0.00	0.00	5.50	0.00	1.50	0.00	0.50	0.00	7.50	8.15
1700 - 1715	0	0	2	0	0	1	0	0	3	3.50
1715 - 1730	0	0	3	0	0	0	0	0	3	3.00
1730 - 1745	0	0	3	0	1	0	0	0	4	4.00
1745 - 1800	0	0	3	0	1	0	2	0	6	8.60
Hourly Total	0	0	11	0	2	1	2	0	16	19.10
Hourly Average	0.00	0.00	2.75	0.00	0.50	0.25	0.50	0.00	4.00	4.78
1800 - 1815	0	0	1	0	1	0	0	0	2	2.00
1815 - 1830	0	0	1	0	0	0	0	0	1	1.00
1830 - 1845	0	0	6	0	0	0	0	0	6	6.00
1845 - 1900	0	0	5	0	0	0	0	0	5	5.00
Hourly Total	0	0	13	0	1	0	0	0	14	14.00
Hourly Average	0.00	0.00	3.25	0.00	0.25	0.00	0.00	0.00	3.50	3.50
Session Total	0	0	46	0	9	1	4	0	60	65.70
Session Average	0.00	0.00	3.83	0.00	0.75	0.08	0.33	0.00	5.00	5.48

Date
Thursday 25 April 2019

Weather
Light Rain
Temp: 10°C

0700 - 1000 (Thursday AM Peak)

TIME	Movement 2.5: Left from Hobson Way to Kiln Lane								Original Data	
	P/CYCLE	M/CYCLE	CAR	TAXI	LGV	OGV1	OGV2	BUS/COACH	TOTAL	PCU TOTAL
0700 - 0715	0	0	3	0	0	0	1	0	4	5.30
0715 - 0730	1	0	3	0	0	2	1	0	7	8.50
0730 - 0745	3	0	0	0	1	0	3	0	7	8.50

0745 - 0800	0	0	0	0	0	0	0	0	0	0.00
Hourly Total	4	0	6	0	1	2	5	0	18	22.30
Hourly Average	1.00	0.00	1.50	0.00	0.25	0.50	1.25	0.00	4.50	5.58
0800 - 0815	1	0	2	0	0	0	1	0	4	4.50
0815 - 0830	0	0	0	0	1	0	0	0	1	1.00
0830 - 0845	1	0	4	0	0	1	1	0	7	8.00
0845 - 0900	0	0	0	0	0	1	0	0	1	1.50
Hourly Total	2	0	6	0	1	2	2	0	13	15.00
Hourly Average	0.50	0.00	1.50	0.00	0.25	0.50	0.50	0.00	3.25	3.75
0900 - 0915	0	0	4	0	0	0	0	0	4	4.00
0915 - 0930	0	0	0	0	0	5	2	0	7	12.10
0930 - 0945	0	0	0	0	0	7	1	0	8	12.80
0945 - 1000	0	0	3	0	0	2	3	0	8	12.90
Hourly Total	0	0	7	0	0	14	6	0	27	41.80
Hourly Average	0.00	0.00	1.75	0.00	0.00	3.50	1.50	0.00	6.75	10.45
Session Total	6	0	19	0	2	18	13	0	58	79.10
Session Average	0.50	0.00	1.58	0.00	0.17	1.50	1.08	0.00	4.83	6.59

Date
Thursday 25 April 2019

Weather
Sunny Intervals
Temp: 12°C

1600 - 1900 (Thursday PM Peak)

TIME	Movement 2.5: Left from Hobson Way to Kiln Lane								Original Data	
	P/CYCLE	M/CYCLE	CAR	TAXI	LGV	OGV1	OGV2	BUS/COACH	TOTAL	PCU TOTAL
1600 - 1615	0	0	13	0	0	0	0	0	13	13.00
1615 - 1630	0	0	6	0	1	0	1	0	8	9.30
1630 - 1645	0	0	11	0	0	0	1	0	12	13.30
1645 - 1700	0	0	3	0	0	0	0	0	3	3.00
Hourly Total	0	0	33	0	1	0	2	0	36	38.60
Hourly Average	0.00	0.00	8.25	0.00	0.25	0.00	0.50	0.00	9.00	9.65
1700 - 1715	0	0	5	0	1	0	0	0	6	6.00
1715 - 1730	0	0	1	0	1	0	1	0	3	4.30
1730 - 1745	0	0	2	0	0	0	0	0	2	2.00
1745 - 1800	0	0	3	0	0	0	1	0	4	5.30
Hourly Total	0	0	11	0	2	0	2	0	15	17.60
Hourly Average	0.00	0.00	2.75	0.00	0.50	0.00	0.50	0.00	3.75	4.40
1800 - 1815	0	0	1	0	0	0	0	0	1	1.00
1815 - 1830	0	0	1	0	0	0	0	0	1	1.00
1830 - 1845	0	0	5	0	0	0	0	0	5	5.00
1845 - 1900	0	0	1	0	0	0	0	0	1	1.00
Hourly Total	0	0	8	0	0	0	0	0	8	8.00
Hourly Average	0.00	0.00	2.00	0.00	0.00	0.00	0.00	0.00	2.00	2.00
Session Total	0	0	52	0	3	0	4	0	59	64.20
Session Average	0.00	0.00	4.33	0.00	0.25	0.00	0.33	0.00	4.92	5.35

Immingham, Lincolnshire
Classified Junction Count

Site 2 of 9
Air Products Access
Hobson Way
Kiln Lane
Laporte Road

Lat/Long
lat 53.611628° lon -0.161512°

Date
Wednesday 24 April 2019

Weather
Sunny Intervals
Temp: 15°C

0700 - 1000 (Wednesday AM Peak)

TIME	Movement 2.6: Northbound from Hobson Way to Laporte Road								Original Data	
	P/CYCLE	M/CYCLE	CAR	TAXI	LGV	OGV1	OGV2	BUS/COACH	TOTAL	PCU TOTAL
0700 - 0715	1	0	11	0	0	0	0	0	12	11.20
0715 - 0730	3	0	14	0	3	0	1	0	21	19.90
0730 - 0745	0	1	21	0	0	0	1	0	23	23.70
0745 - 0800	0	0	29	0	2	0	0	0	31	31.00
Hourly Total	4	1	75	0	5	0	2	0	87	85.80
Hourly Average	1.00	0.25	18.75	0.00	1.25	0.00	0.50	0.00	21.75	21.45
0800 - 0815	0	0	14	0	3	0	0	0	17	17.00
0815 - 0830	1	1	15	0	0	0	0	0	17	15.60
0830 - 0845	0	0	16	0	0	0	0	0	16	16.00
0845 - 0900	0	0	8	0	0	0	0	0	8	8.00
Hourly Total	1	1	53	0	3	0	0	0	58	56.60
Hourly Average	0.25	0.25	13.25	0.00	0.75	0.00	0.00	0.00	14.50	14.15
0900 - 0915	0	0	2	0	2	0	0	1	5	6.00
0915 - 0930	0	0	1	0	0	0	1	0	2	3.30
0930 - 0945	0	0	1	0	1	0	0	0	2	2.00
0945 - 1000	0	0	2	0	0	0	1	0	3	4.30
Hourly Total	0	0	6	0	3	0	2	1	12	15.60
Hourly Average	0.00	0.00	1.50	0.00	0.75	0.00	0.50	0.25	3.00	3.90
Session Total	5	2	134	0	11	0	4	1	157	158.00
Session Average	0.42	0.17	11.17	0.00	0.92	0.00	0.33	0.08	13.08	13.17

Date
Wednesday 24 April 2019

Weather
Sunny Intervals
Temp: 16°C

1600 - 1900 (Wednesday PM Peak)

TIME	Movement 2.6: Northbound from Hobson Way to Laporte Road								Original Data	
	P/CYCLE	M/CYCLE	CAR	TAXI	LGV	OGV1	OGV2	BUS/COACH	TOTAL	PCU TOTAL
1600 - 1615	0	0	2	1	0	0	1	0	4	5.30
1615 - 1630	0	1	2	0	0	0	0	0	3	2.40
1630 - 1645	0	0	2	0	0	0	0	0	2	2.00
1645 - 1700	0	0	4	0	1	0	1	0	6	7.30
Hourly Total	0	1	10	1	1	0	2	0	15	17.00
Hourly Average	0.00	0.25	2.50	0.25	0.25	0.00	0.50	0.00	3.75	4.25
1700 - 1715	0	0	2	0	0	0	0	0	2	2.00
1715 - 1730	0	0	1	0	0	1	1	0	3	4.80
1730 - 1745	0	0	0	0	0	0	0	0	0	0.00
1745 - 1800	0	1	0	0	0	0	0	0	1	0.40
Hourly Total	0	1	3	0	0	1	1	0	6	7.20
Hourly Average	0.00	0.25	0.75	0.00	0.00	0.25	0.25	0.00	1.50	1.80
1800 - 1815	0	0	1	0	0	0	0	0	1	1.00
1815 - 1830	1	0	2	0	0	0	1	0	4	4.50
1830 - 1845	0	0	2	0	0	0	0	0	2	2.00
1845 - 1900	0	0	0	0	0	0	0	0	0	0.00
Hourly Total	1	0	5	0	0	0	1	0	7	7.50
Hourly Average	0.25	0.00	1.25	0.00	0.00	0.00	0.25	0.00	1.75	1.88
Session Total	1	2	18	1	1	1	4	0	28	31.70
Session Average	0.08	0.17	1.50	0.08	0.08	0.08	0.33	0.00	2.33	2.64

Date
Thursday 25 April 2019

Weather
Light Rain
Temp: 10°C

0700 - 1000 (Thursday AM Peak)

TIME	Movement 2.6: Northbound from Hobson Way to Laporte Road								Original Data	
	P/CYCLE	M/CYCLE	CAR	TAXI	LGV	OGV1	OGV2	BUS/COACH	TOTAL	PCU TOTAL
0700 - 0715	1	1	9	0	1	0	0	0	12	10.60
0715 - 0730	1	0	11	0	1	0	1	0	14	14.50
0730 - 0745	0	1	20	0	2	0	0	0	23	22.40

0745 - 0800	0	0	29	0	4	0	0	0	33	33.00
Hourly Total	2	2	69	0	8	0	1	0	82	80.50
Hourly Average	0.50	0.50	17.25	0.00	2.00	0.00	0.25	0.00	20.50	20.13
0800 - 0815	0	1	15	0	0	0	0	0	16	15.40
0815 - 0830	0	0	18	0	2	0	0	0	20	20.00
0830 - 0845	0	1	19	0	1	0	1	0	22	22.70
0845 - 0900	0	0	13	0	0	1	0	0	14	14.50
Hourly Total	0	2	65	0	3	1	1	0	72	72.60
Hourly Average	0.00	0.50	16.25	0.00	0.75	0.25	0.25	0.00	18.00	18.15
0900 - 0915	0	0	3	0	1	1	0	0	5	5.50
0915 - 0930	0	0	0	0	1	0	0	0	1	1.00
0930 - 0945	0	0	0	1	0	1	0	0	2	2.50
0945 - 1000	0	0	0	0	0	2	0	1	3	5.00
Hourly Total	0	0	3	1	2	4	0	1	11	14.00
Hourly Average	0.00	0.00	0.75	0.25	0.50	1.00	0.00	0.25	2.75	3.50
Session Total	2	4	137	1	13	5	2	1	165	167.10
Session Average	0.17	0.33	11.42	0.08	1.08	0.42	0.17	0.08	13.75	13.93

Date
Thursday 25 April 2019

Weather
Sunny Intervals
Temp: 12°C

1600 - 1900 (Thursday PM Peak)

TIME	Movement 2.6: Northbound from Hobson Way to Laporte Road								Original Data	
	P/CYCLE	M/CYCLE	CAR	TAXI	LGV	OGV1	OGV2	BUS/COACH	TOTAL	PCU TOTAL
1600 - 1615	0	0	3	0	0	0	0	0	3	3.00
1615 - 1630	0	0	1	0	0	0	1	0	2	3.30
1630 - 1645	0	0	3	0	1	0	0	0	4	4.00
1645 - 1700	0	0	3	0	0	0	0	0	3	3.00
Hourly Total	0	0	10	0	1	0	1	0	12	13.30
Hourly Average	0.00	0.00	2.50	0.00	0.25	0.00	0.25	0.00	3.00	3.33
1700 - 1715	0	0	2	0	0	0	0	0	2	2.00
1715 - 1730	0	0	2	0	0	1	0	0	3	3.50
1730 - 1745	0	0	1	0	0	0	0	0	1	1.00
1745 - 1800	0	0	3	0	0	1	0	0	4	4.50
Hourly Total	0	0	8	0	0	2	0	0	10	11.00
Hourly Average	0.00	0.00	2.00	0.00	0.00	0.50	0.00	0.00	2.50	2.75
1800 - 1815	0	0	1	0	0	0	0	0	1	1.00
1815 - 1830	0	0	3	0	0	0	0	0	3	3.00
1830 - 1845	0	0	1	0	0	0	0	0	1	1.00
1845 - 1900	0	0	0	0	0	0	0	0	0	0.00
Hourly Total	0	0	5	0	0	0	0	0	5	5.00
Hourly Average	0.00	0.00	1.25	0.00	0.00	0.00	0.00	0.00	1.25	1.25
Session Total	0	0	23	0	1	2	1	0	27	29.30
Session Average	0.00	0.00	1.92	0.00	0.08	0.17	0.08	0.00	2.25	2.44

Immingham, Lincolnshire
Classified Junction Count

Site 2 of 9
Air Products Access
Hobson Way
Kiln Lane
Laporte Road

Lat/Long
lat 53.611628° lon -0.161512°

Date
Wednesday 24 April 2019

Weather
Sunny Intervals
Temp: 15°C

0700 - 1000 (Wednesday AM Peak)

TIME	Movement 2.9: Left from Kiln Lane to Laporte Road								Original Data	
	P/CYCLE	M/CYCLE	CAR	TAXI	LGV	OGV1	OGV2	BUS/COACH	TOTAL	PCU TOTAL
0700 - 0715	0	1	27	0	3	0	10	1	42	55.40
0715 - 0730	0	1	33	0	7	2	5	1	49	56.90
0730 - 0745	0	1	40	0	4	0	4	0	49	53.60
0745 - 0800	1	0	34	0	6	0	8	1	50	60.60
Hourly Total	1	3	134	0	20	2	27	3	190	226.50
Hourly Average	0.25	0.75	33.50	0.00	5.00	0.50	6.75	0.75	47.50	56.63
0800 - 0815	0	0	25	1	1	3	9	0	39	52.20
0815 - 0830	0	0	40	0	4	2	8	0	54	65.40
0830 - 0845	1	0	20	0	4	1	8	0	34	44.10
0845 - 0900	0	1	16	0	3	4	2	0	26	30.00
Hourly Total	1	1	101	1	12	10	27	0	153	191.70
Hourly Average	0.25	0.25	25.25	0.25	3.00	2.50	6.75	0.00	38.25	47.93
0900 - 0915	0	0	12	0	3	4	10	0	29	44.00
0915 - 0930	1	0	8	0	6	2	7	0	24	33.30
0930 - 0945	0	0	8	0	3	3	5	0	19	27.00
0945 - 1000	0	0	6	0	7	0	2	0	15	17.60
Hourly Total	1	0	34	0	19	9	24	0	87	121.90
Hourly Average	0.25	0.00	8.50	0.00	4.75	2.25	6.00	0.00	21.75	30.48
Session Total	3	4	269	1	51	21	78	3	430	540.10
Session Average	0.25	0.33	22.42	0.08	4.25	1.75	6.50	0.25	35.83	45.01

Date
Wednesday 24 April 2019

Weather
Sunny Intervals
Temp: 16°C

1600 - 1900 (Wednesday PM Peak)

TIME	Movement 2.9: Left from Kiln Lane to Laporte Road								Original Data	
	P/CYCLE	M/CYCLE	CAR	TAXI	LGV	OGV1	OGV2	BUS/COACH	TOTAL	PCU TOTAL
1600 - 1615	0	0	9	0	1	2	2	1	15	19.60
1615 - 1630	0	0	3	0	1	4	4	1	13	21.20
1630 - 1645	0	0	8	0	3	1	3	0	15	19.40
1645 - 1700	0	0	4	0	0	2	4	1	11	18.20
Hourly Total	0	0	24	0	5	9	13	3	54	78.40
Hourly Average	0.00	0.00	6.00	0.00	1.25	2.25	3.25	0.75	13.50	19.60
1700 - 1715	0	0	5	0	0	0	1	1	7	9.30
1715 - 1730	0	0	7	0	0	0	2	2	11	15.60
1730 - 1745	0	0	4	0	1	0	2	0	7	9.60
1745 - 1800	0	0	3	0	0	0	0	0	3	3.00
Hourly Total	0	0	19	0	1	0	5	3	28	37.50
Hourly Average	0.00	0.00	4.75	0.00	0.25	0.00	1.25	0.75	7.00	9.38
1800 - 1815	0	0	8	0	1	0	1	0	10	11.30
1815 - 1830	0	1	15	0	0	0	1	0	17	17.70
1830 - 1845	0	0	3	0	0	0	0	0	3	3.00
1845 - 1900	0	0	2	0	0	1	2	0	5	8.10
Hourly Total	0	1	28	0	1	1	4	0	35	40.10
Hourly Average	0.00	0.25	7.00	0.00	0.25	0.25	1.00	0.00	8.75	10.03
Session Total	0	1	71	0	7	10	22	6	117	156.00
Session Average	0.00	0.08	5.92	0.00	0.58	0.83	1.83	0.50	9.75	13.00

Date
Thursday 25 April 2019

Weather
Light Rain
Temp: 10°C

0700 - 1000 (Thursday AM Peak)

TIME	Movement 2.9: Left from Kiln Lane to Laporte Road								Original Data	
	P/CYCLE	M/CYCLE	CAR	TAXI	LGV	OGV1	OGV2	BUS/COACH	TOTAL	PCU TOTAL
0700 - 0715	0	0	27	0	3	1	7	1	39	49.60
0715 - 0730	1	1	45	0	5	4	6	1	63	72.40
0730 - 0745	0	0	45	0	10	1	4	0	60	65.70

0745 - 0800	0	0	47	0	5	1	11	1	65	80.80
Hourly Total	1	1	164	0	23	7	28	3	227	268.50
Hourly Average	0.25	0.25	41.00	0.00	5.75	1.75	7.00	0.75	56.75	67.13
0800 - 0815	0	0	32	0	2	5	8	0	47	59.90
0815 - 0830	0	0	27	0	2	3	6	0	38	47.30
0830 - 0845	0	0	22	0	4	1	11	0	38	52.80
0845 - 0900	0	1	17	0	2	1	9	0	30	41.60
Hourly Total	0	1	98	0	10	10	34	0	153	201.60
Hourly Average	0.00	0.25	24.50	0.00	2.50	2.50	8.50	0.00	38.25	50.40
0900 - 0915	0	0	11	0	2	3	5	0	21	29.00
0915 - 0930	0	0	6	0	6	2	8	0	22	33.40
0930 - 0945	1	0	2	0	6	0	6	0	15	22.00
0945 - 1000	0	0	9	0	2	1	9	0	21	33.20
Hourly Total	1	0	28	0	16	6	28	0	79	117.60
Hourly Average	0.25	0.00	7.00	0.00	4.00	1.50	7.00	0.00	19.75	29.40
Session Total	2	2	290	0	49	23	90	3	459	587.70
Session Average	0.17	0.17	24.17	0.00	4.08	1.92	7.50	0.25	38.25	48.98

Date

Thursday 25 April 2019

Weather

Sunny Intervals

Temp: 12°C

1600 - 1900 (Thursday PM Peak)

TIME	Movement 2.9: Left from Kiln Lane to Laporte Road								Original Data	
	P/CYCLE	M/CYCLE	CAR	TAXI	LGV	OGV1	OGV2	BUS/COACH	TOTAL	PCU TOTAL
1600 - 1615	1	0	7	0	5	5	2	1	21	26.30
1615 - 1630	0	0	6	0	0	1	1	1	9	11.80
1630 - 1645	0	0	12	0	1	3	3	0	19	24.40
1645 - 1700	0	0	3	0	1	3	1	1	9	12.80
Hourly Total	1	0	28	0	7	12	7	3	58	75.30
Hourly Average	0.25	0.00	7.00	0.00	1.75	3.00	1.75	0.75	14.50	18.83
1700 - 1715	0	0	6	0	0	0	1	1	8	10.30
1715 - 1730	0	0	2	0	0	1	2	0	5	8.10
1730 - 1745	0	0	2	0	1	1	1	1	6	8.80
1745 - 1800	0	0	1	0	0	3	2	0	6	10.10
Hourly Total	0	0	11	0	1	5	6	2	25	37.30
Hourly Average	0.00	0.00	2.75	0.00	0.25	1.25	1.50	0.50	6.25	9.33
1800 - 1815	0	0	8	0	2	1	2	0	13	16.10
1815 - 1830	0	0	11	0	2	1	1	0	15	16.80
1830 - 1845	0	0	3	0	1	1	1	0	6	7.80
1845 - 1900	0	0	4	0	0	1	0	0	5	5.50
Hourly Total	0	0	26	0	5	4	4	0	39	46.20
Hourly Average	0.00	0.00	6.50	0.00	1.25	1.00	1.00	0.00	9.75	11.55
Session Total	1	0	65	0	13	21	17	5	122	158.80
Session Average	0.08	0.00	5.42	0.00	1.08	1.75	1.42	0.42	10.17	13.23

Immingham, Lincolnshire
Classified Junction Count

Site 2 of 9
Air Products Access
Hobson Way
Kiln Lane
Laporte Road

Lat/Long
lat 53.611628° lon -0.161512°

Date
Wednesday 24 April 2019

Weather
Sunny Intervals
Temp: 15°C

0700 - 1000 (Wednesday AM Peak)

TIME	Movement 2.10: Eastbound from Kiln Lane to Air Products Access								Original Data	
	P/CYCLE	M/CYCLE	CAR	TAXI	LGV	OGV1	OGV2	BUS/COACH	TOTAL	PCU TOTAL
0700 - 0715	0	0	0	0	0	0	0	0	0	0.00
0715 - 0730	0	0	2	0	0	0	1	0	3	4.30
0730 - 0745	0	0	1	0	0	0	0	0	1	1.00
0745 - 0800	0	0	0	0	0	0	0	0	0	0.00
Hourly Total	0	0	3	0	0	0	1	0	4	5.30
Hourly Average	0.00	0.00	0.75	0.00	0.00	0.00	0.25	0.00	1.00	1.33
0800 - 0815	0	0	1	0	0	0	0	0	1	1.00
0815 - 0830	0	0	0	0	1	0	0	0	1	1.00
0830 - 0845	0	0	0	0	0	0	0	0	0	0.00
0845 - 0900	0	0	1	0	0	0	0	0	1	1.00
Hourly Total	0	0	2	0	1	0	0	0	3	3.00
Hourly Average	0.00	0.00	0.50	0.00	0.25	0.00	0.00	0.00	0.75	0.75
0900 - 0915	0	0	0	0	0	0	0	0	0	0.00
0915 - 0930	0	0	1	0	0	0	0	0	1	1.00
0930 - 0945	0	0	0	0	0	0	0	0	0	0.00
0945 - 1000	0	0	0	0	0	0	0	0	0	0.00
Hourly Total	0	0	1	0	0	0	0	0	1	1.00
Hourly Average	0.00	0.00	0.25	0.00	0.00	0.00	0.00	0.00	0.25	0.25
Session Total	0	0	6	0	1	0	1	0	8	9.30
Session Average	0.00	0.00	0.50	0.00	0.08	0.00	0.08	0.00	0.67	0.78

Date
Wednesday 24 April 2019

Weather
Sunny Intervals
Temp: 16°C

1600 - 1900 (Wednesday PM Peak)

TIME	Movement 2.10: Eastbound from Kiln Lane to Air Products Access								Original Data	
	P/CYCLE	M/CYCLE	CAR	TAXI	LGV	OGV1	OGV2	BUS/COACH	TOTAL	PCU TOTAL
1600 - 1615	0	0	0	0	0	0	0	0	0	0.00
1615 - 1630	0	0	0	0	0	0	0	0	0	0.00
1630 - 1645	0	0	0	0	0	0	0	0	0	0.00
1645 - 1700	0	0	0	0	0	0	0	0	0	0.00
Hourly Total	0	0	0	0	0	0	0	0	0	0.00
Hourly Average	0.00	0.00	0.00	0.00	0.00	0.00	0.00	0.00	0.00	0.00
1700 - 1715	0	0	0	0	0	0	0	0	0	0.00
1715 - 1730	0	0	0	0	0	0	0	0	0	0.00
1730 - 1745	0	0	0	0	0	0	0	0	0	0.00
1745 - 1800	0	0	0	0	0	0	0	0	0	0.00
Hourly Total	0	0	0	0	0	0	0	0	0	0.00
Hourly Average	0.00	0.00	0.00	0.00	0.00	0.00	0.00	0.00	0.00	0.00
1800 - 1815	0	0	0	0	0	0	0	0	0	0.00
1815 - 1830	0	0	0	0	0	0	0	0	0	0.00
1830 - 1845	0	0	0	0	0	0	0	0	0	0.00
1845 - 1900	0	0	0	0	0	0	0	0	0	0.00
Hourly Total	0	0	0	0	0	0	0	0	0	0.00
Hourly Average	0.00	0.00	0.00	0.00	0.00	0.00	0.00	0.00	0.00	0.00
Session Total	0	0	0	0	0	0	0	0	0	0.00
Session Average	0.00	0.00	0.00	0.00	0.00	0.00	0.00	0.00	0.00	0.00

Date
Thursday 25 April 2019

Weather
Light Rain
Temp: 10°C

0700 - 1000 (Thursday AM Peak)

TIME	Movement 2.10: Eastbound from Kiln Lane to Air Products Access								Original Data	
	P/CYCLE	M/CYCLE	CAR	TAXI	LGV	OGV1	OGV2	BUS/COACH	TOTAL	PCU TOTAL
0700 - 0715	0	0	0	0	0	0	0	0	0	0.00
0715 - 0730	0	0	1	0	1	0	0	0	2	2.00
0730 - 0745	0	0	2	0	0	0	0	0	2	2.00

Immingham, Lincolnshire
Classified Junction Count

Site 2 of 9
Air Products Access
Hobson Way
Kiln Lane
Laporte Road

Lat/Long
lat 53.611628° lon -0.161512°

Date
Wednesday 24 April 2019

Weather
Sunny Intervals
Temp: 15°C

0700 - 1000 (Wednesday AM Peak)

TIME	Movement 2.11: Right from Kiln Lane to Hobson Way								Original Data	
	P/CYCLE	M/CYCLE	CAR	TAXI	LGV	OGV1	OGV2	BUS/COACH	TOTAL	PCU TOTAL
0700 - 0715	0	0	5	0	1	2	0	0	8	9.00
0715 - 0730	0	0	5	0	1	1	0	0	7	7.50
0730 - 0745	0	0	8	0	1	1	2	0	12	15.10
0745 - 0800	0	0	10	0	3	1	2	0	16	19.10
Hourly Total	0	0	28	0	6	5	4	0	43	50.70
Hourly Average	0.00	0.00	7.00	0.00	1.50	1.25	1.00	0.00	10.75	12.68
0800 - 0815	0	0	13	0	2	0	2	0	17	19.60
0815 - 0830	0	0	3	0	3	1	0	0	7	7.50
0830 - 0845	0	0	7	0	1	0	1	0	9	10.30
0845 - 0900	0	0	2	0	1	0	2	0	5	7.60
Hourly Total	0	0	25	0	7	1	5	0	38	45.00
Hourly Average	0.00	0.00	6.25	0.00	1.75	0.25	1.25	0.00	9.50	11.25
0900 - 0915	0	0	4	0	0	3	2	0	9	13.10
0915 - 0930	0	0	2	0	3	4	1	0	10	13.30
0930 - 0945	0	0	1	0	1	1	0	0	3	3.50
0945 - 1000	0	0	6	0	1	1	2	0	10	13.10
Hourly Total	0	0	13	0	5	9	5	0	32	43.00
Hourly Average	0.00	0.00	3.25	0.00	1.25	2.25	1.25	0.00	8.00	10.75
Session Total	0	0	66	0	18	15	14	0	113	138.70
Session Average	0.00	0.00	5.50	0.00	1.50	1.25	1.17	0.00	9.42	11.56

Date
Wednesday 24 April 2019

Weather
Sunny Intervals
Temp: 16°C

1600 - 1900 (Wednesday PM Peak)

TIME	Movement 2.11: Right from Kiln Lane to Hobson Way								Original Data	
	P/CYCLE	M/CYCLE	CAR	TAXI	LGV	OGV1	OGV2	BUS/COACH	TOTAL	PCU TOTAL
1600 - 1615	1	0	0	0	1	0	1	0	3	3.50
1615 - 1630	0	0	0	0	1	0	0	0	1	1.00
1630 - 1645	0	0	4	0	1	0	0	0	5	5.00
1645 - 1700	0	0	3	0	0	2	0	0	5	6.00
Hourly Total	1	0	7	0	3	2	1	0	14	15.50
Hourly Average	0.25	0.00	1.75	0.00	0.75	0.50	0.25	0.00	3.50	3.88
1700 - 1715	0	0	0	0	1	1	0	0	2	2.50
1715 - 1730	0	0	1	0	0	1	0	0	2	2.50
1730 - 1745	0	0	2	0	1	0	0	0	3	3.00
1745 - 1800	0	0	1	0	1	0	1	0	3	4.30
Hourly Total	0	0	4	0	3	2	1	0	10	12.30
Hourly Average	0.00	0.00	1.00	0.00	0.75	0.50	0.25	0.00	2.50	3.08
1800 - 1815	0	1	4	0	1	0	0	0	6	5.40
1815 - 1830	0	0	3	0	0	0	0	0	3	3.00
1830 - 1845	0	0	0	0	0	0	1	0	1	2.30
1845 - 1900	0	0	4	0	1	0	0	0	5	5.00
Hourly Total	0	1	11	0	2	0	1	0	15	15.70
Hourly Average	0.00	0.25	2.75	0.00	0.50	0.00	0.25	0.00	3.75	3.93
Session Total	1	1	22	0	8	4	3	0	39	43.50
Session Average	0.08	0.08	1.83	0.00	0.67	0.33	0.25	0.00	3.25	3.63

Date
Thursday 25 April 2019

Weather
Light Rain
Temp: 10°C

0700 - 1000 (Thursday AM Peak)

TIME	Movement 2.11: Right from Kiln Lane to Hobson Way								Original Data	
	P/CYCLE	M/CYCLE	CAR	TAXI	LGV	OGV1	OGV2	BUS/COACH	TOTAL	PCU TOTAL
0700 - 0715	0	0	6	0	1	0	1	0	8	9.30
0715 - 0730	0	0	7	0	1	0	1	0	9	10.30
0730 - 0745	0	0	6	0	0	0	0	0	6	6.00

0745 - 0800	0	0	12	0	3	1	1	0	17	18.80
Hourly Total	0	0	31	0	5	1	3	0	40	44.40
Hourly Average	0.00	0.00	7.75	0.00	1.25	0.25	0.75	0.00	10.00	11.10
0800 - 0815	0	0	11	0	1	0	0	0	12	12.00
0815 - 0830	0	0	5	0	1	0	1	0	7	8.30
0830 - 0845	0	0	7	0	1	3	0	0	11	12.50
0845 - 0900	0	0	5	0	0	1	2	0	8	11.10
Hourly Total	0	0	28	0	3	4	3	0	38	43.90
Hourly Average	0.00	0.00	7.00	0.00	0.75	1.00	0.75	0.00	9.50	10.98
0900 - 0915	0	0	0	0	1	5	1	0	7	10.80
0915 - 0930	0	0	4	0	1	9	3	0	17	25.40
0930 - 0945	0	0	0	0	1	1	0	0	2	2.50
0945 - 1000	0	0	2	0	0	4	4	1	11	19.20
Hourly Total	0	0	6	0	3	19	8	1	37	57.90
Hourly Average	0.00	0.00	1.50	0.00	0.75	4.75	2.00	0.25	9.25	14.48
Session Total	0	0	65	0	11	24	14	1	115	146.20
Session Average	0.00	0.00	5.42	0.00	0.92	2.00	1.17	0.08	9.58	12.18

Date
Thursday 25 April 2019

Weather
Sunny Intervals
Temp: 12°C

1600 - 1900 (Thursday PM Peak)

TIME	Movement 2.11: Right from Kiln Lane to Hobson Way								Original Data	
	P/CYCLE	M/CYCLE	CAR	TAXI	LGV	OGV1	OGV2	BUS/COACH	TOTAL	PCU TOTAL
1600 - 1615	0	0	1	0	0	1	1	0	3	4.80
1615 - 1630	0	0	1	0	1	0	0	0	2	2.00
1630 - 1645	0	0	3	0	0	0	2	0	5	7.60
1645 - 1700	0	0	1	0	0	0	0	0	1	1.00
Hourly Total	0	0	6	0	1	1	3	0	11	15.40
Hourly Average	0.00	0.00	1.50	0.00	0.25	0.25	0.75	0.00	2.75	3.85
1700 - 1715	0	0	1	0	0	0	2	0	3	5.60
1715 - 1730	0	1	0	0	0	0	0	0	1	0.40
1730 - 1745	0	0	2	0	0	0	1	0	3	4.30
1745 - 1800	0	1	1	0	1	0	1	0	4	4.70
Hourly Total	0	2	4	0	1	0	4	0	11	15.00
Hourly Average	0.00	0.50	1.00	0.00	0.25	0.00	1.00	0.00	2.75	3.75
1800 - 1815	0	0	3	0	1	0	2	0	6	8.60
1815 - 1830	0	0	2	0	0	0	1	0	3	4.30
1830 - 1845	0	0	2	0	0	1	1	0	4	5.80
1845 - 1900	0	0	1	0	1	0	1	0	3	4.30
Hourly Total	0	0	8	0	2	1	5	0	16	23.00
Hourly Average	0.00	0.00	2.00	0.00	0.50	0.25	1.25	0.00	4.00	5.75
Session Total	0	2	18	0	4	2	12	0	38	53.40
Session Average	0.00	0.17	1.50	0.00	0.33	0.17	1.00	0.00	3.17	4.45

Immingham, Lincolnshire
Classified Junction Count

Site 2 of 9
Air Products Access
Hobson Way
Kiln Lane
Laporte Road

Lat/Long
lat 53.611628° lon -0.161512°

Date
Wednesday 24 April 2019

Weather
Sunny Intervals
Temp: 15°C

0700 - 1000 (Wednesday AM Peak)

TIME	Movement 2.12: U-Turn from Kiln Lane to Kiln Lane								Original Data	
	P/CYCLE	M/CYCLE	CAR	TAXI	LGV	OGV1	OGV2	BUS/COACH	TOTAL	PCU TOTAL
0700 - 0715	0	0	1	0	0	0	0	0	1	1.00
0715 - 0730	0	0	2	0	0	0	0	0	2	2.00
0730 - 0745	0	0	6	0	0	0	0	0	6	6.00
0745 - 0800	0	0	5	0	0	0	0	0	5	5.00
Hourly Total	0	0	14	0	0	0	0	0	14	14.00
Hourly Average	0.00	0.00	3.50	0.00	0.00	0.00	0.00	0.00	3.50	3.50
0800 - 0815	0	0	5	0	0	0	0	0	5	5.00
0815 - 0830	0	0	5	0	0	0	0	0	5	5.00
0830 - 0845	0	0	5	0	0	0	0	0	5	5.00
0845 - 0900	0	0	4	0	0	0	0	0	4	4.00
Hourly Total	0	0	19	0	0	0	0	0	19	19.00
Hourly Average	0.00	0.00	4.75	0.00	0.00	0.00	0.00	0.00	4.75	4.75
0900 - 0915	0	0	3	0	0	0	0	0	3	3.00
0915 - 0930	0	0	5	0	0	0	0	0	5	5.00
0930 - 0945	0	0	4	0	0	0	0	0	4	4.00
0945 - 1000	0	0	2	0	0	0	0	0	2	2.00
Hourly Total	0	0	14	0	0	0	0	0	14	14.00
Hourly Average	0.00	0.00	3.50	0.00	0.00	0.00	0.00	0.00	3.50	3.50
Session Total	0	0	47	0	0	0	0	0	47	47.00
Session Average	0.00	0.00	3.92	0.00	0.00	0.00	0.00	0.00	3.92	3.92

Date
Wednesday 24 April 2019

Weather
Sunny Intervals
Temp: 16°C

1600 - 1900 (Wednesday PM Peak)

TIME	Movement 2.12: U-Turn from Kiln Lane to Kiln Lane								Original Data	
	P/CYCLE	M/CYCLE	CAR	TAXI	LGV	OGV1	OGV2	BUS/COACH	TOTAL	PCU TOTAL
1600 - 1615	0	0	0	0	0	0	0	0	0	0.00
1615 - 1630	0	0	0	0	0	0	0	0	0	0.00
1630 - 1645	0	0	0	0	0	0	0	0	0	0.00
1645 - 1700	0	0	0	0	0	0	0	0	0	0.00
Hourly Total	0	0	0	0	0	0	0	0	0	0.00
Hourly Average	0.00	0.00	0.00	0.00	0.00	0.00	0.00	0.00	0.00	0.00
1700 - 1715	0	0	0	0	0	0	0	0	0	0.00
1715 - 1730	0	0	0	0	0	0	0	0	0	0.00
1730 - 1745	0	0	0	0	0	0	1	0	1	2.30
1745 - 1800	0	0	0	0	0	0	0	0	0	0.00
Hourly Total	0	0	0	0	0	0	1	0	1	2.30
Hourly Average	0.00	0.00	0.00	0.00	0.00	0.00	0.25	0.00	0.25	0.58
1800 - 1815	0	0	0	0	0	0	0	0	0	0.00
1815 - 1830	0	0	0	0	0	0	0	0	0	0.00
1830 - 1845	0	0	0	0	0	0	0	0	0	0.00
1845 - 1900	0	0	0	0	0	0	0	0	0	0.00
Hourly Total	0	0	0	0	0	0	0	0	0	0.00
Hourly Average	0.00	0.00	0.00	0.00	0.00	0.00	0.00	0.00	0.00	0.00
Session Total	0	0	0	0	0	0	1	0	1	2.30
Session Average	0.00	0.00	0.00	0.00	0.00	0.00	0.08	0.00	0.08	0.19

Date
Thursday 25 April 2019

Weather
Light Rain
Temp: 10°C

0700 - 1000 (Thursday AM Peak)

TIME	Movement 2.12: U-Turn from Kiln Lane to Kiln Lane								Original Data	
	P/CYCLE	M/CYCLE	CAR	TAXI	LGV	OGV1	OGV2	BUS/COACH	TOTAL	PCU TOTAL
0700 - 0715	0	0	0	0	0	0	0	0	0	0.00
0715 - 0730	0	0	3	0	0	0	1	0	4	5.30
0730 - 0745	0	0	3	0	0	0	0	0	3	3.00

0745 - 0800	0	0	4	0	0	0	0	0	4	4.00
Hourly Total	0	0	10	0	0	0	1	0	11	12.30
Hourly Average	0.00	0.00	2.50	0.00	0.00	0.00	0.25	0.00	2.75	3.08
0800 - 0815	0	0	2	0	0	0	0	0	2	2.00
0815 - 0830	0	0	5	0	0	0	0	0	5	5.00
0830 - 0845	0	0	3	0	0	0	0	0	3	3.00
0845 - 0900	0	0	5	0	0	0	0	0	5	5.00
Hourly Total	0	0	15	0	0	0	0	0	15	15.00
Hourly Average	0.00	0.00	3.75	0.00	0.00	0.00	0.00	0.00	3.75	3.75
0900 - 0915	0	0	5	0	0	0	0	0	5	5.00
0915 - 0930	0	0	6	0	0	0	0	0	6	6.00
0930 - 0945	0	0	4	0	0	0	0	0	4	4.00
0945 - 1000	0	0	5	0	0	0	0	0	5	5.00
Hourly Total	0	0	20	0	0	0	0	0	20	20.00
Hourly Average	0.00	0.00	5.00	0.00	0.00	0.00	0.00	0.00	5.00	5.00
Session Total	0	0	45	0	0	0	1	0	46	47.30
Session Average	0.00	0.00	3.75	0.00	0.00	0.00	0.08	0.00	3.83	3.94

Date
Thursday 25 April 2019

Weather
Sunny Intervals
Temp: 12°C

1600 - 1900 (Thursday PM Peak)

TIME	Movement 2.12: U-Turn from Kiln Lane to Kiln Lane								Original Data	
	P/CYCLE	M/CYCLE	CAR	TAXI	LGV	OGV1	OGV2	BUS/COACH	TOTAL	PCU TOTAL
1600 - 1615	0	0	0	0	0	0	1	0	1	2.30
1615 - 1630	0	0	0	0	0	0	0	0	0	0.00
1630 - 1645	0	0	0	0	0	0	0	0	0	0.00
1645 - 1700	0	0	0	0	1	0	0	0	1	1.00
Hourly Total	0	0	0	0	1	0	1	0	2	3.30
Hourly Average	0.00	0.00	0.00	0.00	0.25	0.00	0.25	0.00	0.50	0.83
1700 - 1715	0	0	0	0	0	0	0	0	0	0.00
1715 - 1730	0	0	0	0	0	0	0	0	0	0.00
1730 - 1745	0	0	0	0	0	0	0	0	0	0.00
1745 - 1800	0	0	0	0	0	0	0	0	0	0.00
Hourly Total	0	0	0	0	0	0	0	0	0	0.00
Hourly Average	0.00	0.00	0.00	0.00	0.00	0.00	0.00	0.00	0.00	0.00
1800 - 1815	0	0	0	0	0	0	0	0	0	0.00
1815 - 1830	0	0	0	0	0	0	0	0	0	0.00
1830 - 1845	0	0	0	0	0	0	0	0	0	0.00
1845 - 1900	0	0	0	0	0	0	0	0	0	0.00
Hourly Total	0	0	0	0	0	0	0	0	0	0.00
Hourly Average	0.00	0.00	0.00	0.00	0.00	0.00	0.00	0.00	0.00	0.00
Session Total	0	0	0	0	1	0	1	0	2	3.30
Session Average	0.00	0.00	0.00	0.00	0.08	0.00	0.08	0.00	0.17	0.28

Immingham, Lincolnshire
Classified Junction Count

Site 2 of 9
Air Products Access
Hobson Way
Kiln Lane
Laporte Road

Lat/Long
lat 53.611628° lon -0.161512°

Date
Wednesday 24 April 2019

Weather
Sunny Intervals
Temp: 15°C

0700 - 1000 (Wednesday AM Peak)

TIME	Movement 2.14: Southbound from Laporte Road to Hobson Way								Original Data	
	P/CYCLE	M/CYCLE	CAR	TAXI	LGV	OGV1	OGV2	BUS/COACH	TOTAL	PCU TOTAL
0700 - 0715	0	0	0	0	0	0	0	0	0	0.00
0715 - 0730	0	0	0	0	0	0	1	0	1	2.30
0730 - 0745	0	0	3	0	1	0	1	0	5	6.30
0745 - 0800	1	0	1	0	0	0	0	0	2	1.20
Hourly Total	1	0	4	0	1	0	2	0	8	9.80
Hourly Average	0.25	0.00	1.00	0.00	0.25	0.00	0.50	0.00	2.00	2.45
0800 - 0815	0	0	0	0	0	0	0	0	0	0.00
0815 - 0830	0	0	2	0	1	0	0	0	3	3.00
0830 - 0845	0	0	4	0	0	0	1	0	5	6.30
0845 - 0900	0	0	1	0	0	0	0	0	1	1.00
Hourly Total	0	0	7	0	1	0	1	0	9	10.30
Hourly Average	0.00	0.00	1.75	0.00	0.25	0.00	0.25	0.00	2.25	2.58
0900 - 0915	0	0	1	0	0	0	1	0	2	3.30
0915 - 0930	0	0	1	0	1	0	0	0	2	2.00
0930 - 0945	0	0	0	0	0	0	2	0	2	4.60
0945 - 1000	1	0	1	0	1	0	0	0	3	2.20
Hourly Total	1	0	3	0	2	0	3	0	9	12.10
Hourly Average	0.25	0.00	0.75	0.00	0.50	0.00	0.75	0.00	2.25	3.03
Session Total	2	0	14	0	4	0	6	0	26	32.20
Session Average	0.17	0.00	1.17	0.00	0.33	0.00	0.50	0.00	2.17	2.68

Date
Wednesday 24 April 2019

Weather
Sunny Intervals
Temp: 16°C

1600 - 1900 (Wednesday PM Peak)

TIME	Movement 2.14: Southbound from Laporte Road to Hobson Way								Original Data	
	P/CYCLE	M/CYCLE	CAR	TAXI	LGV	OGV1	OGV2	BUS/COACH	TOTAL	PCU TOTAL
1600 - 1615	3	0	17	0	8	0	0	0	28	25.60
1615 - 1630	0	0	24	0	3	0	0	0	27	27.00
1630 - 1645	6	1	44	0	3	0	0	0	54	48.60
1645 - 1700	1	1	18	0	1	0	0	0	21	19.60
Hourly Total	10	2	103	0	15	0	0	0	130	120.80
Hourly Average	2.50	0.50	25.75	0.00	3.75	0.00	0.00	0.00	32.50	30.20
1700 - 1715	1	1	29	0	2	0	0	0	33	31.60
1715 - 1730	1	0	15	0	0	0	0	0	16	15.20
1730 - 1745	1	0	13	0	0	0	0	0	14	13.20
1745 - 1800	1	0	1	0	0	2	0	0	4	4.20
Hourly Total	4	1	58	0	2	2	0	0	67	64.20
Hourly Average	1.00	0.25	14.50	0.00	0.50	0.50	0.00	0.00	16.75	16.05
1800 - 1815	0	2	8	0	1	0	1	0	12	12.10
1815 - 1830	0	0	4	0	0	0	0	0	4	4.00
1830 - 1845	1	1	2	0	0	0	0	0	4	2.60
1845 - 1900	2	0	2	0	0	0	0	0	4	2.40
Hourly Total	3	3	16	0	1	0	1	0	24	21.10
Hourly Average	0.75	0.75	4.00	0.00	0.25	0.00	0.25	0.00	6.00	5.28
Session Total	17	6	177	0	18	2	1	0	221	206.10
Session Average	1.42	0.50	14.75	0.00	1.50	0.17	0.08	0.00	18.42	17.18

Date
Thursday 25 April 2019

Weather
Light Rain
Temp: 10°C

0700 - 1000 (Thursday AM Peak)

TIME	Movement 2.14: Southbound from Laporte Road to Hobson Way								Original Data	
	P/CYCLE	M/CYCLE	CAR	TAXI	LGV	OGV1	OGV2	BUS/COACH	TOTAL	PCU TOTAL
0700 - 0715	0	0	2	0	0	0	0	0	2	2.00
0715 - 0730	0	0	1	0	0	0	0	0	1	1.00
0730 - 0745	0	0	2	0	0	0	0	0	2	2.00

0745 - 0800	0	0	0	0	0	0	0	0	0	0.00
Hourly Total	0	0	5	0	0	0	0	0	5	5.00
Hourly Average	0.00	0.00	1.25	0.00	0.00	0.00	0.00	0.00	1.25	1.25
0800 - 0815	0	0	1	0	0	0	0	0	1	1.00
0815 - 0830	0	0	1	0	2	0	1	0	4	5.30
0830 - 0845	0	0	3	0	0	0	0	0	3	3.00
0845 - 0900	0	0	0	0	0	0	0	0	0	0.00
Hourly Total	0	0	5	0	2	0	1	0	8	9.30
Hourly Average	0.00	0.00	1.25	0.00	0.50	0.00	0.25	0.00	2.00	2.33
0900 - 0915	0	0	0	0	0	0	1	0	1	2.30
0915 - 0930	0	0	2	1	0	0	0	0	3	3.00
0930 - 0945	0	0	0	0	1	0	0	0	1	1.00
0945 - 1000	0	0	0	0	0	0	1	0	1	2.30
Hourly Total	0	0	2	1	1	0	2	0	6	8.60
Hourly Average	0.00	0.00	0.50	0.25	0.25	0.00	0.50	0.00	1.50	2.15
Session Total	0	0	12	1	3	0	3	0	19	22.90
Session Average	0.00	0.00	1.00	0.08	0.25	0.00	0.25	0.00	1.58	1.91

Date
Thursday 25 April 2019

Weather
Sunny Intervals
Temp: 12°C

1600 - 1900 (Thursday PM Peak)

TIME	Movement 2.14: Southbound from Laporte Road to Hobson Way								Original Data	
	P/CYCLE	M/CYCLE	CAR	TAXI	LGV	OGV1	OGV2	BUS/COACH	TOTAL	PCU TOTAL
1600 - 1615	0	1	17	0	6	0	0	0	24	23.40
1615 - 1630	1	0	23	0	2	0	0	0	26	25.20
1630 - 1645	3	1	44	0	1	0	0	0	49	46.00
1645 - 1700	0	0	22	0	1	0	0	0	23	23.00
Hourly Total	4	2	106	0	10	0	0	0	122	117.60
Hourly Average	1.00	0.50	26.50	0.00	2.50	0.00	0.00	0.00	30.50	29.40
1700 - 1715	1	1	35	0	1	0	0	0	38	36.60
1715 - 1730	0	1	22	0	0	0	0	0	23	22.40
1730 - 1745	1	0	7	0	0	0	0	0	8	7.20
1745 - 1800	1	0	7	0	1	0	0	0	9	8.20
Hourly Total	3	2	71	0	2	0	0	0	78	74.40
Hourly Average	0.75	0.50	17.75	0.00	0.50	0.00	0.00	0.00	19.50	18.60
1800 - 1815	1	1	2	0	0	1	0	0	5	4.10
1815 - 1830	0	0	0	0	0	0	0	0	0	0.00
1830 - 1845	1	1	2	0	0	0	0	0	4	2.60
1845 - 1900	1	0	0	0	0	0	0	0	1	0.20
Hourly Total	3	2	4	0	0	1	0	0	10	6.90
Hourly Average	0.75	0.50	1.00	0.00	0.00	0.25	0.00	0.00	2.50	1.73
Session Total	10	6	181	0	12	1	0	0	210	198.90
Session Average	0.83	0.50	15.08	0.00	1.00	0.08	0.00	0.00	17.50	16.58

Immingham, Lincolnshire
Classified Junction Count

Site 2 of 9
Air Products Access
Hobson Way
Kiln Lane
Laporte Road

Lat/Long
lat 53.611628° lon -0.161512°

Date
Wednesday 24 April 2019

Weather
Sunny Intervals
Temp: 15°C

0700 - 1000 (Wednesday AM Peak)

TIME	Movement 2.15: Right from Laporte Road to Kiln Lane								Original Data	
	P/CYCLE	M/CYCLE	CAR	TAXI	LGV	OGV1	OGV2	BUS/COACH	TOTAL	PCU TOTAL
0700 - 0715	0	0	9	1	2	0	1	0	13	14.30
0715 - 0730	0	0	17	1	0	1	7	0	26	35.60
0730 - 0745	0	0	4	1	0	3	6	0	14	23.30
0745 - 0800	0	0	3	0	1	0	9	0	13	24.70
Hourly Total	0	0	33	3	3	4	23	0	66	97.90
Hourly Average	0.00	0.00	8.25	0.75	0.75	1.00	5.75	0.00	16.50	24.48
0800 - 0815	0	0	1	0	1	2	8	0	12	23.40
0815 - 0830	1	0	10	1	1	1	8	0	22	32.10
0830 - 0845	0	0	3	0	3	0	6	0	12	19.80
0845 - 0900	0	0	16	0	2	1	4	0	23	28.70
Hourly Total	1	0	30	1	7	4	26	0	69	104.00
Hourly Average	0.25	0.00	7.50	0.25	1.75	1.00	6.50	0.00	17.25	26.00
0900 - 0915	0	0	2	0	4	0	8	0	14	24.40
0915 - 0930	0	0	3	0	3	2	5	0	13	20.50
0930 - 0945	0	0	2	0	4	1	3	0	10	14.40
0945 - 1000	0	0	4	0	4	5	7	0	20	31.60
Hourly Total	0	0	11	0	15	8	23	0	57	90.90
Hourly Average	0.00	0.00	2.75	0.00	3.75	2.00	5.75	0.00	14.25	22.73
Session Total	1	0	74	4	25	16	72	0	192	292.80
Session Average	0.08	0.00	6.17	0.33	2.08	1.33	6.00	0.00	16.00	24.40

Date
Wednesday 24 April 2019

Weather
Sunny Intervals
Temp: 16°C

1600 - 1900 (Wednesday PM Peak)

TIME	Movement 2.15: Right from Laporte Road to Kiln Lane								Original Data	
	P/CYCLE	M/CYCLE	CAR	TAXI	LGV	OGV1	OGV2	BUS/COACH	TOTAL	PCU TOTAL
1600 - 1615	0	0	17	0	6	2	4	0	29	35.20
1615 - 1630	0	0	48	0	6	6	9	0	69	83.70
1630 - 1645	1	0	56	0	6	4	10	0	77	91.20
1645 - 1700	0	0	31	0	3	3	8	0	45	56.90
Hourly Total	1	0	152	0	21	15	31	0	220	267.00
Hourly Average	0.25	0.00	38.00	0.00	5.25	3.75	7.75	0.00	55.00	66.75
1700 - 1715	0	0	23	0	0	0	1	0	24	25.30
1715 - 1730	0	0	13	0	0	3	6	0	22	31.30
1730 - 1745	0	0	20	0	2	3	3	0	28	33.40
1745 - 1800	0	0	23	0	1	0	7	0	31	40.10
Hourly Total	0	0	79	0	3	6	17	0	105	130.10
Hourly Average	0.00	0.00	19.75	0.00	0.75	1.50	4.25	0.00	26.25	32.53
1800 - 1815	0	0	23	0	1	2	2	0	28	31.60
1815 - 1830	0	1	8	0	0	2	2	0	13	16.00
1830 - 1845	0	1	37	0	2	1	3	0	44	47.80
1845 - 1900	0	0	21	0	1	2	2	0	26	29.60
Hourly Total	0	2	89	0	4	7	9	0	111	125.00
Hourly Average	0.00	0.50	22.25	0.00	1.00	1.75	2.25	0.00	27.75	31.25
Session Total	1	2	320	0	28	28	57	0	436	522.10
Session Average	0.08	0.17	26.67	0.00	2.33	2.33	4.75	0.00	36.33	43.51

Date
Thursday 25 April 2019

Weather
Light Rain
Temp: 10°C

0700 - 1000 (Thursday AM Peak)

TIME	Movement 2.15: Right from Laporte Road to Kiln Lane								Original Data	
	P/CYCLE	M/CYCLE	CAR	TAXI	LGV	OGV1	OGV2	BUS/COACH	TOTAL	PCU TOTAL
0700 - 0715	0	0	2	1	2	3	5	0	13	21.00
0715 - 0730	0	0	1	0	2	0	6	0	9	16.80
0730 - 0745	0	0	3	0	3	1	2	0	9	12.10

0745 - 0800	0	0	3	0	2	1	5	0	11	18.00
Hourly Total	0	0	9	1	9	5	18	0	42	67.90
Hourly Average	0.00	0.00	2.25	0.25	2.25	1.25	4.50	0.00	10.50	16.98
0800 - 0815	0	0	14	0	1	1	10	0	26	39.50
0815 - 0830	1	0	4	0	3	1	3	0	12	15.60
0830 - 0845	0	0	2	0	5	3	6	0	16	25.30
0845 - 0900	1	0	9	0	4	0	8	0	22	31.60
Hourly Total	2	0	29	0	13	5	27	0	76	112.00
Hourly Average	0.50	0.00	7.25	0.00	3.25	1.25	6.75	0.00	19.00	28.00
0900 - 0915	0	0	5	0	1	0	14	0	20	38.20
0915 - 0930	0	0	0	0	1	1	6	0	8	16.30
0930 - 0945	0	0	12	0	5	2	5	0	24	31.50
0945 - 1000	0	0	4	0	3	2	4	0	13	19.20
Hourly Total	0	0	21	0	10	5	29	0	65	105.20
Hourly Average	0.00	0.00	5.25	0.00	2.50	1.25	7.25	0.00	16.25	26.30
Session Total	2	0	59	1	32	15	74	0	183	285.10
Session Average	0.17	0.00	4.92	0.08	2.67	1.25	6.17	0.00	15.25	23.76

Date
Thursday 25 April 2019

Weather
Sunny Intervals
Temp: 12°C

1600 - 1900 (Thursday PM Peak)

TIME	Movement 2.15: Right from Laporte Road to Kiln Lane								Original Data	
	P/CYCLE	M/CYCLE	CAR	TAXI	LGV	OGV1	OGV2	BUS/COACH	TOTAL	PCU TOTAL
1600 - 1615	0	0	35	0	7	5	6	0	53	63.30
1615 - 1630	0	0	33	0	6	4	10	0	53	68.00
1630 - 1645	0	0	60	0	3	6	10	0	79	95.00
1645 - 1700	0	0	18	0	3	3	6	0	30	39.30
Hourly Total	0	0	146	0	19	18	32	0	215	265.60
Hourly Average	0.00	0.00	36.50	0.00	4.75	4.50	8.00	0.00	53.75	66.40
1700 - 1715	0	0	19	0	3	2	5	0	29	36.50
1715 - 1730	0	0	23	1	1	1	9	0	35	47.20
1730 - 1745	0	1	27	0	3	1	5	0	37	43.40
1745 - 1800	0	0	23	0	0	1	6	0	30	38.30
Hourly Total	0	1	92	1	7	5	25	0	131	165.40
Hourly Average	0.00	0.25	23.00	0.25	1.75	1.25	6.25	0.00	32.75	41.35
1800 - 1815	0	1	18	0	0	1	3	0	23	26.80
1815 - 1830	0	0	4	0	4	3	5	0	16	24.00
1830 - 1845	0	0	12	0	2	0	8	0	22	32.40
1845 - 1900	0	1	7	0	1	3	7	0	19	29.00
Hourly Total	0	2	41	0	7	7	23	0	80	112.20
Hourly Average	0.00	0.50	10.25	0.00	1.75	1.75	5.75	0.00	20.00	28.05
Session Total	0	3	279	1	33	30	80	0	426	543.20
Session Average	0.00	0.25	23.25	0.08	2.75	2.50	6.67	0.00	35.50	45.27

Immingham, Lincolnshire
Classified Junction Count

Site 3 of 9
North Moss Lane
South Marsh Road (East)
South Marsh Road (South)

Lat/Long
lat 53.599694° lon -0.164509°

Date
Wednesday 24 April 2019

Weather
Sunny Intervals
Temp: 15°C

0700 - 1000 (Wednesday AM Peak)

TIME	Movement 3.1: Left from North Moss Lane to South Marsh Road (East)								Original Data	
	P/CYCLE	M/CYCLE	CAR	TAXI	LGV	OGV1	OGV2	BUS/COACH	TOTAL	PCU TOTAL
0700 - 0715	0	0	1	0	0	0	0	0	1	1.00
0715 - 0730	1	0	0	0	0	0	0	0	1	0.20
0730 - 0745	0	0	7	0	3	0	0	0	10	10.00
0745 - 0800	0	0	19	0	3	0	0	0	22	22.00
Hourly Total	1	0	27	0	6	0	0	0	34	33.20
Hourly Average	0.25	0.00	6.75	0.00	1.50	0.00	0.00	0.00	8.50	8.30
0800 - 0815	0	0	0	0	2	0	0	0	2	2.00
0815 - 0830	0	0	4	0	1	0	0	0	5	5.00
0830 - 0845	0	0	1	0	1	0	0	0	2	2.00
0845 - 0900	0	0	2	0	0	0	0	0	2	2.00
Hourly Total	0	0	7	0	4	0	0	0	11	11.00
Hourly Average	0.00	0.00	1.75	0.00	1.00	0.00	0.00	0.00	2.75	2.75
0900 - 0915	0	0	2	0	0	0	0	0	2	2.00
0915 - 0930	0	0	2	0	2	1	0	0	5	5.50
0930 - 0945	0	0	0	0	0	0	1	0	1	2.30
0945 - 1000	0	0	1	0	1	0	1	0	3	4.30
Hourly Total	0	0	5	0	3	1	2	0	11	14.10
Hourly Average	0.00	0.00	1.25	0.00	0.75	0.25	0.50	0.00	2.75	3.53
Session Total	1	0	39	0	13	1	2	0	56	58.30
Session Average	0.08	0.00	3.25	0.00	1.08	0.08	0.17	0.00	4.67	4.86

Date
Wednesday 24 April 2019

Weather
Sunny Intervals
Temp: 16°C

1600 - 1900 (Wednesday PM Peak)

TIME	Movement 3.1: Left from North Moss Lane to South Marsh Road (East)								Original Data	
	P/CYCLE	M/CYCLE	CAR	TAXI	LGV	OGV1	OGV2	BUS/COACH	TOTAL	PCU TOTAL
1600 - 1615	0	0	0	0	0	0	0	0	0	0.00
1615 - 1630	0	0	0	0	0	0	0	0	0	0.00
1630 - 1645	0	0	1	0	0	0	0	0	1	1.00
1645 - 1700	0	0	0	0	0	0	0	0	0	0.00
Hourly Total	0	0	1	0	0	0	0	0	1	1.00
Hourly Average	0.00	0.00	0.25	0.00	0.00	0.00	0.00	0.00	0.25	0.25
1700 - 1715	0	0	0	0	0	0	0	0	0	0.00
1715 - 1730	0	0	0	0	0	0	0	0	0	0.00
1730 - 1745	0	0	1	0	0	0	0	0	1	1.00
1745 - 1800	0	0	0	0	0	0	0	0	0	0.00
Hourly Total	0	0	1	0	0	0	0	0	1	1.00
Hourly Average	0.00	0.00	0.25	0.00	0.00	0.00	0.00	0.00	0.25	0.25
1800 - 1815	0	0	0	0	0	0	0	0	0	0.00
1815 - 1830	0	0	0	0	0	0	0	0	0	0.00
1830 - 1845	0	0	0	0	0	0	0	0	0	0.00
1845 - 1900	0	0	0	0	0	0	0	0	0	0.00
Hourly Total	0	0	0	0	0	0	0	0	0	0.00
Hourly Average	0.00	0.00	0.00	0.00	0.00	0.00	0.00	0.00	0.00	0.00
Session Total	0	0	2	0	0	0	0	0	2	2.00
Session Average	0.00	0.00	0.17	0.00	0.00	0.00	0.00	0.00	0.17	0.17

Date
Thursday 25 April 2019

Weather
Light Rain
Temp: 10°C

0700 - 1000 (Thursday AM Peak)

TIME	Movement 3.1: Left from North Moss Lane to South Marsh Road (East)								Original Data	
	P/CYCLE	M/CYCLE	CAR	TAXI	LGV	OGV1	OGV2	BUS/COACH	TOTAL	PCU TOTAL
0700 - 0715	0	0	3	0	0	0	0	0	3	3.00
0715 - 0730	1	0	3	0	0	0	0	0	4	3.20
0730 - 0745	0	0	4	0	2	0	0	0	6	6.00

Immingham, Lincolnshire
Classified Junction Count

Site 3 of 9
North Moss Lane
South Marsh Road (East)
South Marsh Road (South)

Lat/Long
lat 53.599694° lon -0.164509°

Date
Wednesday 24 April 2019

Weather
Sunny Intervals
Temp: 15°C

0700 - 1000 (Wednesday AM Peak)

TIME	Movement 3.2: Southbound from North Moss Lane to South Marsh Road (South)								Original Data	
	P/CYCLE	M/CYCLE	CAR	TAXI	LGV	OGV1	OGV2	BUS/COACH	TOTAL	PCU TOTAL
0700 - 0715	0	0	0	0	0	0	0	0	0	0.00
0715 - 0730	0	0	3	0	0	0	0	0	3	3.00
0730 - 0745	0	0	4	0	2	0	0	0	6	6.00
0745 - 0800	0	0	13	0	0	0	1	0	14	15.30
Hourly Total	0	0	20	0	2	0	1	0	23	24.30
Hourly Average	0.00	0.00	5.00	0.00	0.50	0.00	0.25	0.00	5.75	6.08
0800 - 0815	0	0	1	0	2	0	0	1	4	5.00
0815 - 0830	0	0	6	0	1	0	0	0	7	7.00
0830 - 0845	1	0	8	0	1	0	0	0	10	9.20
0845 - 0900	0	0	2	0	2	0	1	1	6	8.30
Hourly Total	1	0	17	0	6	0	1	2	27	29.50
Hourly Average	0.25	0.00	4.25	0.00	1.50	0.00	0.25	0.50	6.75	7.38
0900 - 0915	0	0	2	0	4	0	0	0	6	6.00
0915 - 0930	0	0	6	0	3	0	0	0	9	9.00
0930 - 0945	1	0	3	0	3	0	0	0	7	6.20
0945 - 1000	0	0	5	0	1	1	0	0	7	7.50
Hourly Total	1	0	16	0	11	1	0	0	29	28.70
Hourly Average	0.25	0.00	4.00	0.00	2.75	0.25	0.00	0.00	7.25	7.18
Session Total	2	0	53	0	19	1	2	2	79	82.50
Session Average	0.17	0.00	4.42	0.00	1.58	0.08	0.17	0.17	6.58	6.88

Date
Wednesday 24 April 2019

Weather
Sunny Intervals
Temp: 16°C

1600 - 1900 (Wednesday PM Peak)

TIME	Movement 3.2: Southbound from North Moss Lane to South Marsh Road (South)								Original Data	
	P/CYCLE	M/CYCLE	CAR	TAXI	LGV	OGV1	OGV2	BUS/COACH	TOTAL	PCU TOTAL
1600 - 1615	0	4	51	0	6	0	0	0	61	58.60
1615 - 1630	0	0	20	0	1	0	0	0	21	21.00
1630 - 1645	0	1	48	0	2	1	0	0	52	51.90
1645 - 1700	1	1	25	0	4	1	0	0	32	31.10
Hourly Total	1	6	144	0	13	2	0	0	166	162.60
Hourly Average	0.25	1.50	36.00	0.00	3.25	0.50	0.00	0.00	41.50	40.65
1700 - 1715	0	0	50	0	2	0	0	0	52	52.00
1715 - 1730	1	1	36	0	1	0	0	0	39	37.60
1730 - 1745	1	0	24	0	3	0	0	0	28	27.20
1745 - 1800	0	0	18	0	1	0	0	0	19	19.00
Hourly Total	2	1	128	0	7	0	0	0	138	135.80
Hourly Average	0.50	0.25	32.00	0.00	1.75	0.00	0.00	0.00	34.50	33.95
1800 - 1815	0	0	9	0	2	0	0	0	11	11.00
1815 - 1830	0	1	8	0	0	0	0	0	9	8.40
1830 - 1845	0	0	8	0	1	0	0	0	9	9.00
1845 - 1900	0	0	8	0	5	0	0	0	13	13.00
Hourly Total	0	1	33	0	8	0	0	0	42	41.40
Hourly Average	0.00	0.25	8.25	0.00	2.00	0.00	0.00	0.00	10.50	10.35
Session Total	3	8	305	0	28	2	0	0	346	339.80
Session Average	0.25	0.67	25.42	0.00	2.33	0.17	0.00	0.00	28.83	28.32

Date
Thursday 25 April 2019

Weather
Light Rain
Temp: 10°C

0700 - 1000 (Thursday AM Peak)

TIME	Movement 3.2: Southbound from North Moss Lane to South Marsh Road (South)								Original Data	
	P/CYCLE	M/CYCLE	CAR	TAXI	LGV	OGV1	OGV2	BUS/COACH	TOTAL	PCU TOTAL
0700 - 0715	0	0	1	1	0	0	0	0	2	2.00
0715 - 0730	0	0	4	0	0	0	0	0	4	4.00
0730 - 0745	0	0	1	0	0	0	0	1	2	3.00

0745 - 0800	0	0	2	0	1	0	0	1	4	5.00
Hourly Total	0	0	8	1	1	0	0	2	12	14.00
Hourly Average	0.00	0.00	2.00	0.25	0.25	0.00	0.00	0.50	3.00	3.50
0800 - 0815	0	0	1	0	0	1	0	0	2	2.50
0815 - 0830	0	0	6	0	1	0	0	0	7	7.00
0830 - 0845	0	0	5	0	6	1	0	0	12	12.50
0845 - 0900	1	0	6	0	0	1	0	0	8	7.70
Hourly Total	1	0	18	0	7	3	0	0	29	29.70
Hourly Average	0.25	0.00	4.50	0.00	1.75	0.75	0.00	0.00	7.25	7.43
0900 - 0915	0	0	0	0	2	0	0	0	2	2.00
0915 - 0930	0	0	5	0	3	0	0	0	8	8.00
0930 - 0945	0	0	5	0	1	0	0	0	6	6.00
0945 - 1000	0	0	5	0	1	0	0	0	6	6.00
Hourly Total	0	0	15	0	7	0	0	0	22	22.00
Hourly Average	0.00	0.00	3.75	0.00	1.75	0.00	0.00	0.00	5.50	5.50
Session Total	1	0	41	1	15	3	0	2	63	65.70
Session Average	0.08	0.00	3.42	0.08	1.25	0.25	0.00	0.17	5.25	5.48

Date
Thursday 25 April 2019

Weather
Sunny Intervals
Temp: 12°C

1600 - 1900 (Thursday PM Peak)

TIME	Movement 3.2: Southbound from North Moss Lane to South Marsh Road (South)								Original Data	
	P/CYCLE	M/CYCLE	CAR	TAXI	LGV	OGV1	OGV2	BUS/COACH	TOTAL	PCU TOTAL
1600 - 1615	1	4	43	0	1	0	0	0	49	45.80
1615 - 1630	0	0	20	0	3	0	0	0	23	23.00
1630 - 1645	0	1	44	0	3	0	0	0	48	47.40
1645 - 1700	0	1	32	0	2	0	0	0	35	34.40
Hourly Total	1	6	139	0	9	0	0	0	155	150.60
Hourly Average	0.25	1.50	34.75	0.00	2.25	0.00	0.00	0.00	38.75	37.65
1700 - 1715	0	0	53	0	5	0	0	0	58	58.00
1715 - 1730	0	1	32	0	3	0	0	0	36	35.40
1730 - 1745	1	0	21	0	4	0	0	0	26	25.20
1745 - 1800	0	0	12	0	2	0	0	0	14	14.00
Hourly Total	1	1	118	0	14	0	0	0	134	132.60
Hourly Average	0.25	0.25	29.50	0.00	3.50	0.00	0.00	0.00	33.50	33.15
1800 - 1815	0	0	15	0	1	0	0	0	16	16.00
1815 - 1830	0	0	4	0	1	0	0	0	5	5.00
1830 - 1845	0	0	4	0	0	0	0	0	4	4.00
1845 - 1900	0	0	6	0	1	0	0	0	7	7.00
Hourly Total	0	0	29	0	3	0	0	0	32	32.00
Hourly Average	0.00	0.00	7.25	0.00	0.75	0.00	0.00	0.00	8.00	8.00
Session Total	2	7	286	0	26	0	0	0	321	315.20
Session Average	0.17	0.58	23.83	0.00	2.17	0.00	0.00	0.00	26.75	26.27

Immingham, Lincolnshire
Classified Junction Count

Site 3 of 9
North Moss Lane
South Marsh Road (East)
South Marsh Road (South)

Lat/Long
lat 53.599694° lon -0.164509°

Date
Wednesday 24 April 2019

Weather
Sunny Intervals
Temp: 15°C

0700 - 1000 (Wednesday AM Peak)

TIME	Movement 3.3: Left from South Marsh Road (East) to South Marsh Road (South)								Original Data	
	P/CYCLE	M/CYCLE	CAR	TAXI	LGV	OGV1	OGV2	BUS/COACH	TOTAL	PCU TOTAL
0700 - 0715	0	0	0	0	0	0	0	0	0	0.00
0715 - 0730	0	0	1	0	0	0	0	0	1	1.00
0730 - 0745	0	0	0	0	2	0	0	0	2	2.00
0745 - 0800	0	0	0	0	1	0	0	0	1	1.00
Hourly Total	0	0	1	0	3	0	0	0	4	4.00
Hourly Average	0.00	0.00	0.25	0.00	0.75	0.00	0.00	0.00	1.00	1.00
0800 - 0815	0	0	0	0	0	0	0	0	0	0.00
0815 - 0830	0	0	0	0	0	0	0	0	0	0.00
0830 - 0845	0	0	0	0	0	0	0	0	0	0.00
0845 - 0900	0	0	1	0	0	0	0	0	1	1.00
Hourly Total	0	0	1	0	0	0	0	0	1	1.00
Hourly Average	0.00	0.00	0.25	0.00	0.00	0.00	0.00	0.00	0.25	0.25
0900 - 0915	0	0	1	0	0	0	0	0	1	1.00
0915 - 0930	0	0	0	0	0	0	0	0	0	0.00
0930 - 0945	0	0	0	0	0	0	0	0	0	0.00
0945 - 1000	1	0	2	0	0	0	0	0	3	2.20
Hourly Total	1	0	3	0	0	0	0	0	4	3.20
Hourly Average	0.25	0.00	0.75	0.00	0.00	0.00	0.00	0.00	1.00	0.80
Session Total	1	0	5	0	3	0	0	0	9	8.20
Session Average	0.08	0.00	0.42	0.00	0.25	0.00	0.00	0.00	0.75	0.68

Date
Wednesday 24 April 2019

Weather
Sunny Intervals
Temp: 16°C

1600 - 1900 (Wednesday PM Peak)

TIME	Movement 3.3: Left from South Marsh Road (East) to South Marsh Road (South)								Original Data	
	P/CYCLE	M/CYCLE	CAR	TAXI	LGV	OGV1	OGV2	BUS/COACH	TOTAL	PCU TOTAL
1600 - 1615	3	0	32	0	6	0	0	0	41	38.60
1615 - 1630	0	0	27	0	3	0	0	0	30	30.00
1630 - 1645	2	0	61	0	3	0	0	0	66	64.40
1645 - 1700	3	1	28	0	1	0	0	0	33	30.00
Hourly Total	8	1	148	0	13	0	0	0	170	163.00
Hourly Average	2.00	0.25	37.00	0.00	3.25	0.00	0.00	0.00	42.50	40.75
1700 - 1715	2	1	39	0	1	0	0	0	43	40.80
1715 - 1730	1	0	15	0	1	0	0	0	17	16.20
1730 - 1745	1	0	15	0	1	0	0	0	17	16.20
1745 - 1800	1	0	4	0	0	0	0	0	5	4.20
Hourly Total	5	1	73	0	3	0	0	0	82	77.40
Hourly Average	1.25	0.25	18.25	0.00	0.75	0.00	0.00	0.00	20.50	19.35
1800 - 1815	1	2	5	0	1	0	0	0	9	7.00
1815 - 1830	0	0	5	0	0	0	0	0	5	5.00
1830 - 1845	1	2	7	0	0	0	0	0	10	8.00
1845 - 1900	2	0	5	0	0	0	0	0	7	5.40
Hourly Total	4	4	22	0	1	0	0	0	31	25.40
Hourly Average	1.00	1.00	5.50	0.00	0.25	0.00	0.00	0.00	7.75	6.35
Session Total	17	6	243	0	17	0	0	0	283	265.80
Session Average	1.42	0.50	20.25	0.00	1.42	0.00	0.00	0.00	23.58	22.15

Date
Thursday 25 April 2019

Weather
Light Rain
Temp: 10°C

0700 - 1000 (Thursday AM Peak)

TIME	Movement 3.3: Left from South Marsh Road (East) to South Marsh Road (South)								Original Data	
	P/CYCLE	M/CYCLE	CAR	TAXI	LGV	OGV1	OGV2	BUS/COACH	TOTAL	PCU TOTAL
0700 - 0715	0	0	2	0	0	0	0	0	2	2.00
0715 - 0730	1	0	0	0	0	0	0	0	1	0.20
0730 - 0745	1	0	1	0	0	0	0	0	2	1.20

0745 - 0800	0	0	0	0	0	0	0	0	0	0.00
Hourly Total	2	0	3	0	0	0	0	0	5	3.40
Hourly Average	0.50	0.00	0.75	0.00	0.00	0.00	0.00	0.00	1.25	0.85
0800 - 0815	0	0	0	0	1	0	0	0	1	1.00
0815 - 0830	0	0	0	0	0	0	0	0	0	0.00
0830 - 0845	0	0	1	0	2	0	0	0	3	3.00
0845 - 0900	0	0	1	0	0	0	0	0	1	1.00
Hourly Total	0	0	2	0	3	0	0	0	5	5.00
Hourly Average	0.00	0.00	0.50	0.00	0.75	0.00	0.00	0.00	1.25	1.25
0900 - 0915	0	0	0	0	0	0	0	0	0	0.00
0915 - 0930	0	0	1	0	0	0	0	0	1	1.00
0930 - 0945	0	0	1	0	0	0	0	0	1	1.00
0945 - 1000	0	0	0	0	0	0	0	0	0	0.00
Hourly Total	0	0	2	0	0	0	0	0	2	2.00
Hourly Average	0.00	0.00	0.50	0.00	0.00	0.00	0.00	0.00	0.50	0.50
Session Total	2	0	7	0	3	0	0	0	12	10.40
Session Average	0.17	0.00	0.58	0.00	0.25	0.00	0.00	0.00	1.00	0.87

Date
Thursday 25 April 2019

Weather
Sunny Intervals
Temp: 12°C

1600 - 1900 (Thursday PM Peak)

TIME	Movement 3.3: Left from South Marsh Road (East) to South Marsh Road (South)								Original Data	
	P/CYCLE	M/CYCLE	CAR	TAXI	LGV	OGV1	OGV2	BUS/COACH	TOTAL	PCU TOTAL
1600 - 1615	0	1	30	0	7	0	0	0	38	37.40
1615 - 1630	2	0	27	0	1	0	0	0	30	28.40
1630 - 1645	1	0	63	0	2	0	0	0	66	65.20
1645 - 1700	2	0	31	0	1	0	0	0	34	32.40
Hourly Total	5	1	151	0	11	0	0	0	168	163.40
Hourly Average	1.25	0.25	37.75	0.00	2.75	0.00	0.00	0.00	42.00	40.85
1700 - 1715	1	1	40	0	1	0	0	0	43	41.60
1715 - 1730	0	1	26	0	1	0	0	0	28	27.40
1730 - 1745	1	0	7	0	0	0	0	0	8	7.20
1745 - 1800	0	1	7	0	1	0	0	0	9	8.40
Hourly Total	2	3	80	0	3	0	0	0	88	84.60
Hourly Average	0.50	0.75	20.00	0.00	0.75	0.00	0.00	0.00	22.00	21.15
1800 - 1815	0	0	2	0	0	0	0	0	2	2.00
1815 - 1830	0	0	0	0	0	0	0	0	0	0.00
1830 - 1845	0	1	5	0	0	0	0	0	6	5.40
1845 - 1900	0	0	2	0	0	0	0	0	2	2.00
Hourly Total	0	1	9	0	0	0	0	0	10	9.40
Hourly Average	0.00	0.25	2.25	0.00	0.00	0.00	0.00	0.00	2.50	2.35
Session Total	7	5	240	0	14	0	0	0	266	257.40
Session Average	0.58	0.42	20.00	0.00	1.17	0.00	0.00	0.00	22.17	21.45

Immingham, Lincolnshire
Classified Junction Count

Site 3 of 9
North Moss Lane
South Marsh Road (East)
South Marsh Road (South)

Lat/Long
lat 53.599694° lon -0.164509°

Date
Wednesday 24 April 2019

Weather
Sunny Intervals
Temp: 15°C

0700 - 1000 (Wednesday AM Peak)

TIME	Movement 3.4: Right from South Marsh Road (East) to North Moss Lane								Original Data	
	P/CYCLE	M/CYCLE	CAR	TAXI	LGV	OGV1	OGV2	BUS/COACH	TOTAL	PCU TOTAL
0700 - 0715	0	0	0	0	0	0	0	0	0	0.00
0715 - 0730	0	0	0	0	0	0	0	0	0	0.00
0730 - 0745	0	0	0	0	0	0	0	0	0	0.00
0745 - 0800	0	0	1	0	0	0	0	0	1	1.00
Hourly Total	0	0	1	0	0	0	0	0	1	1.00
Hourly Average	0.00	0.00	0.25	0.00	0.00	0.00	0.00	0.00	0.25	0.25
0800 - 0815	0	0	1	0	0	0	0	0	1	1.00
0815 - 0830	0	0	3	0	0	0	0	0	3	3.00
0830 - 0845	1	0	1	0	0	0	0	0	2	1.20
0845 - 0900	0	0	1	0	0	0	0	0	1	1.00
Hourly Total	1	0	6	0	0	0	0	0	7	6.20
Hourly Average	0.25	0.00	1.50	0.00	0.00	0.00	0.00	0.00	1.75	1.55
0900 - 0915	0	0	0	0	0	0	0	0	0	0.00
0915 - 0930	0	0	0	0	1	0	1	0	2	3.30
0930 - 0945	0	0	0	0	1	0	0	0	1	1.00
0945 - 1000	0	0	0	0	0	0	0	0	0	0.00
Hourly Total	0	0	0	0	2	0	1	0	3	4.30
Hourly Average	0.00	0.00	0.00	0.00	0.50	0.00	0.25	0.00	0.75	1.08
Session Total	1	0	7	0	2	0	1	0	11	11.50
Session Average	0.08	0.00	0.58	0.00	0.17	0.00	0.08	0.00	0.92	0.96

Date
Wednesday 24 April 2019

Weather
Sunny Intervals
Temp: 16°C

1600 - 1900 (Wednesday PM Peak)

TIME	Movement 3.4: Right from South Marsh Road (East) to North Moss Lane								Original Data	
	P/CYCLE	M/CYCLE	CAR	TAXI	LGV	OGV1	OGV2	BUS/COACH	TOTAL	PCU TOTAL
1600 - 1615	0	0	4	0	0	0	0	0	4	4.00
1615 - 1630	0	0	2	0	1	0	0	0	3	3.00
1630 - 1645	0	0	0	0	0	0	0	0	0	0.00
1645 - 1700	0	0	3	0	1	0	0	0	4	4.00
Hourly Total	0	0	9	0	2	0	0	0	11	11.00
Hourly Average	0.00	0.00	2.25	0.00	0.50	0.00	0.00	0.00	2.75	2.75
1700 - 1715	0	0	0	0	1	0	0	0	1	1.00
1715 - 1730	0	0	1	0	0	0	0	0	1	1.00
1730 - 1745	0	0	0	0	0	0	0	0	0	0.00
1745 - 1800	0	0	0	0	0	0	0	0	0	0.00
Hourly Total	0	0	1	0	1	0	0	0	2	2.00
Hourly Average	0.00	0.00	0.25	0.00	0.25	0.00	0.00	0.00	0.50	0.50
1800 - 1815	0	0	0	0	0	0	0	0	0	0.00
1815 - 1830	0	0	0	0	0	0	0	0	0	0.00
1830 - 1845	0	0	0	0	0	0	0	0	0	0.00
1845 - 1900	0	0	0	0	0	0	0	0	0	0.00
Hourly Total	0	0	0	0	0	0	0	0	0	0.00
Hourly Average	0.00	0.00	0.00	0.00	0.00	0.00	0.00	0.00	0.00	0.00
Session Total	0	0	10	0	3	0	0	0	13	13.00
Session Average	0.00	0.00	0.83	0.00	0.25	0.00	0.00	0.00	1.08	1.08

Date
Thursday 25 April 2019

Weather
Light Rain
Temp: 10°C

0700 - 1000 (Thursday AM Peak)

TIME	Movement 3.4: Right from South Marsh Road (East) to North Moss Lane								Original Data	
	P/CYCLE	M/CYCLE	CAR	TAXI	LGV	OGV1	OGV2	BUS/COACH	TOTAL	PCU TOTAL
0700 - 0715	0	0	0	0	0	0	0	0	0	0.00
0715 - 0730	0	0	0	0	0	0	0	0	0	0.00
0730 - 0745	0	0	1	0	0	0	0	0	1	1.00

0745 - 0800	0	0	0	0	0	0	0	0	0	0.00
Hourly Total	0	0	1	0	0	0	0	0	1	1.00
Hourly Average	0.00	0.00	0.25	0.00	0.00	0.00	0.00	0.00	0.25	0.25
0800 - 0815	0	0	0	0	0	0	0	0	0	0.00
0815 - 0830	0	0	2	0	0	0	0	0	2	2.00
0830 - 0845	0	0	0	0	0	0	0	0	0	0.00
0845 - 0900	0	0	2	0	0	0	0	0	2	2.00
Hourly Total	0	0	4	0	0	0	0	0	4	4.00
Hourly Average	0.00	0.00	1.00	0.00	0.00	0.00	0.00	0.00	1.00	1.00
0900 - 0915	0	0	0	0	0	0	0	0	0	0.00
0915 - 0930	0	0	1	0	3	0	0	0	4	4.00
0930 - 0945	0	0	1	0	0	0	0	0	1	1.00
0945 - 1000	0	0	1	0	0	0	0	0	1	1.00
Hourly Total	0	0	3	0	3	0	0	0	6	6.00
Hourly Average	0.00	0.00	0.75	0.00	0.75	0.00	0.00	0.00	1.50	1.50
Session Total	0	0	8	0	3	0	0	0	11	11.00
Session Average	0.00	0.00	0.67	0.00	0.25	0.00	0.00	0.00	0.92	0.92

Date
Thursday 25 April 2019

Weather
Sunny Intervals
Temp: 12°C

1600 - 1900 (Thursday PM Peak)

TIME	Movement 3.4: Right from South Marsh Road (East) to North Moss Lane								Original Data	
	P/CYCLE	M/CYCLE	CAR	TAXI	LGV	OGV1	OGV2	BUS/COACH	TOTAL	PCU TOTAL
1600 - 1615	0	0	4	0	0	0	0	0	4	4.00
1615 - 1630	0	0	2	0	1	0	0	0	3	3.00
1630 - 1645	0	0	2	0	0	0	0	0	2	2.00
1645 - 1700	0	0	0	0	0	0	0	0	0	0.00
Hourly Total	0	0	8	0	1	0	0	0	9	9.00
Hourly Average	0.00	0.00	2.00	0.00	0.25	0.00	0.00	0.00	2.25	2.25
1700 - 1715	0	0	1	0	0	0	0	0	1	1.00
1715 - 1730	1	0	1	0	0	0	0	0	2	1.20
1730 - 1745	0	0	0	0	0	0	0	0	0	0.00
1745 - 1800	0	0	0	0	0	0	0	0	0	0.00
Hourly Total	1	0	2	0	0	0	0	0	3	2.20
Hourly Average	0.25	0.00	0.50	0.00	0.00	0.00	0.00	0.00	0.75	0.55
1800 - 1815	0	0	0	0	0	0	0	0	0	0.00
1815 - 1830	0	0	0	0	0	0	0	0	0	0.00
1830 - 1845	0	0	0	0	0	0	0	0	0	0.00
1845 - 1900	0	0	0	0	0	0	0	0	0	0.00
Hourly Total	0	0	0	0	0	0	0	0	0	0.00
Hourly Average	0.00	0.00	0.00	0.00	0.00	0.00	0.00	0.00	0.00	0.00
Session Total	1	0	10	0	1	0	0	0	12	11.20
Session Average	0.08	0.00	0.83	0.00	0.08	0.00	0.00	0.00	1.00	0.93

Immingham, Lincolnshire
Classified Junction Count

Site 3 of 9
North Moss Lane
South Marsh Road (East)
South Marsh Road (South)

Lat/Long
lat 53.599694° lon -0.164509°

Date
Wednesday 24 April 2019

Weather
Sunny Intervals
Temp: 15°C

0700 - 1000 (Wednesday AM Peak)

TIME	Movement 3.5: Northbound from South Marsh Road (South) to North Moss Lane								Original Data	
	P/CYCLE	M/CYCLE	CAR	TAXI	LGV	OGV1	OGV2	BUS/COACH	TOTAL	PCU TOTAL
0700 - 0715	0	0	10	0	4	0	0	0	14	14.00
0715 - 0730	0	1	18	0	1	0	0	0	20	19.40
0730 - 0745	0	2	34	0	7	0	1	0	44	44.10
0745 - 0800	0	0	29	0	3	0	0	0	32	32.00
Hourly Total	0	3	91	0	15	0	1	0	110	109.50
Hourly Average	0.00	0.75	22.75	0.00	3.75	0.00	0.25	0.00	27.50	27.38
0800 - 0815	0	0	19	0	4	0	0	1	24	25.00
0815 - 0830	0	0	34	1	3	0	0	0	38	38.00
0830 - 0845	1	1	13	0	7	0	0	0	22	20.60
0845 - 0900	0	0	18	0	2	0	0	0	20	20.00
Hourly Total	1	1	84	1	16	0	0	1	104	103.60
Hourly Average	0.25	0.25	21.00	0.25	4.00	0.00	0.00	0.25	26.00	25.90
0900 - 0915	0	0	11	0	3	0	0	0	14	14.00
0915 - 0930	1	0	9	0	1	0	0	0	11	10.20
0930 - 0945	0	0	6	0	0	2	0	0	8	9.00
0945 - 1000	0	0	10	0	2	0	0	1	13	14.00
Hourly Total	1	0	36	0	6	2	0	1	46	47.20
Hourly Average	0.25	0.00	9.00	0.00	1.50	0.50	0.00	0.25	11.50	11.80
Session Total	2	4	211	1	37	2	1	2	260	260.30
Session Average	0.17	0.33	17.58	0.08	3.08	0.17	0.08	0.17	21.67	21.69

Date
Wednesday 24 April 2019

Weather
Sunny Intervals
Temp: 16°C

1600 - 1900 (Wednesday PM Peak)

TIME	Movement 3.5: Northbound from South Marsh Road (South) to North Moss Lane								Original Data	
	P/CYCLE	M/CYCLE	CAR	TAXI	LGV	OGV1	OGV2	BUS/COACH	TOTAL	PCU TOTAL
1600 - 1615	0	0	2	0	1	0	0	0	3	3.00
1615 - 1630	0	0	5	0	3	0	0	0	8	8.00
1630 - 1645	0	0	5	0	1	0	0	0	6	6.00
1645 - 1700	0	0	4	0	1	0	0	0	5	5.00
Hourly Total	0	0	16	0	6	0	0	0	22	22.00
Hourly Average	0.00	0.00	4.00	0.00	1.50	0.00	0.00	0.00	5.50	5.50
1700 - 1715	0	0	3	0	1	0	0	0	4	4.00
1715 - 1730	0	0	5	0	1	0	0	0	6	6.00
1730 - 1745	0	0	7	0	0	0	0	0	7	7.00
1745 - 1800	1	0	3	0	0	0	0	0	4	3.20
Hourly Total	1	0	18	0	2	0	0	0	21	20.20
Hourly Average	0.25	0.00	4.50	0.00	0.50	0.00	0.00	0.00	5.25	5.05
1800 - 1815	1	0	5	0	1	0	0	0	7	6.20
1815 - 1830	0	0	4	0	0	0	0	0	4	4.00
1830 - 1845	0	0	6	0	2	0	0	0	8	8.00
1845 - 1900	0	0	2	0	0	0	0	0	2	2.00
Hourly Total	1	0	17	0	3	0	0	0	21	20.20
Hourly Average	0.25	0.00	4.25	0.00	0.75	0.00	0.00	0.00	5.25	5.05
Session Total	2	0	51	0	11	0	0	0	64	62.40
Session Average	0.17	0.00	4.25	0.00	0.92	0.00	0.00	0.00	5.33	5.20

Date
Thursday 25 April 2019

Weather
Light Rain
Temp: 10°C

0700 - 1000 (Thursday AM Peak)

TIME	Movement 3.5: Northbound from South Marsh Road (South) to North Moss Lane								Original Data	
	P/CYCLE	M/CYCLE	CAR	TAXI	LGV	OGV1	OGV2	BUS/COACH	TOTAL	PCU TOTAL
0700 - 0715	0	0	16	0	2	0	0	0	18	18.00
0715 - 0730	0	1	11	0	1	0	0	0	13	12.40
0730 - 0745	0	2	37	0	3	0	0	0	42	40.80

0745 - 0800	1	2	36	0	4	0	0	0	43	41.00
Hourly Total	1	5	100	0	10	0	0	0	116	112.20
Hourly Average	0.25	1.25	25.00	0.00	2.50	0.00	0.00	0.00	29.00	28.05
0800 - 0815	0	0	26	0	3	1	0	0	30	30.50
0815 - 0830	0	0	22	0	2	0	0	1	25	26.00
0830 - 0845	0	0	18	0	3	0	0	0	21	21.00
0845 - 0900	0	0	27	0	2	0	0	0	29	29.00
Hourly Total	0	0	93	0	10	1	0	1	105	106.50
Hourly Average	0.00	0.00	23.25	0.00	2.50	0.25	0.00	0.25	26.25	26.63
0900 - 0915	0	0	6	0	2	0	0	0	8	8.00
0915 - 0930	1	0	8	0	1	0	0	0	10	9.20
0930 - 0945	0	0	4	0	1	0	0	0	5	5.00
0945 - 1000	0	0	1	0	1	0	0	0	2	2.00
Hourly Total	1	0	19	0	5	0	0	0	25	24.20
Hourly Average	0.25	0.00	4.75	0.00	1.25	0.00	0.00	0.00	6.25	6.05
Session Total	2	5	212	0	25	1	0	1	246	242.90
Session Average	0.17	0.42	17.67	0.00	2.08	0.08	0.00	0.08	20.50	20.24

Date
Thursday 25 April 2019

Weather
Sunny Intervals
Temp: 12°C

1600 - 1900 (Thursday PM Peak)

TIME	Movement 3.5: Northbound from South Marsh Road (South) to North Moss Lane								Original Data	
	P/CYCLE	M/CYCLE	CAR	TAXI	LGV	OGV1	OGV2	BUS/COACH	TOTAL	PCU TOTAL
1600 - 1615	0	0	6	0	1	0	0	0	7	7.00
1615 - 1630	0	0	1	0	1	0	0	0	2	2.00
1630 - 1645	0	0	3	0	1	0	0	0	4	4.00
1645 - 1700	0	0	6	0	0	0	0	0	6	6.00
Hourly Total	0	0	16	0	3	0	0	0	19	19.00
Hourly Average	0.00	0.00	4.00	0.00	0.75	0.00	0.00	0.00	4.75	4.75
1700 - 1715	0	0	1	0	0	0	0	0	1	1.00
1715 - 1730	0	0	3	0	1	0	0	0	4	4.00
1730 - 1745	0	0	4	0	0	0	0	0	4	4.00
1745 - 1800	0	0	4	0	0	0	0	0	4	4.00
Hourly Total	0	0	12	0	1	0	0	0	13	13.00
Hourly Average	0.00	0.00	3.00	0.00	0.25	0.00	0.00	0.00	3.25	3.25
1800 - 1815	0	1	5	0	1	0	0	0	7	6.40
1815 - 1830	0	0	1	0	1	0	0	0	2	2.00
1830 - 1845	0	0	5	0	0	0	0	0	5	5.00
1845 - 1900	0	0	2	0	0	0	0	0	2	2.00
Hourly Total	0	1	13	0	2	0	0	0	16	15.40
Hourly Average	0.00	0.25	3.25	0.00	0.50	0.00	0.00	0.00	4.00	3.85
Session Total	0	1	41	0	6	0	0	0	48	47.40
Session Average	0.00	0.08	3.42	0.00	0.50	0.00	0.00	0.00	4.00	3.95

Immingham, Lincolnshire
Classified Junction Count

Site 3 of 9
North Moss Lane
South Marsh Road (East)
South Marsh Road (South)

Lat/Long
lat 53.599694° lon -0.164509°

Date
Wednesday 24 April 2019

Weather
Sunny Intervals
Temp: 15°C

0700 - 1000 (Wednesday AM Peak)

TIME	Movement 3.6: Right from South Marsh Road (South) to South Marsh Road (East)								Original Data	
	P/CYCLE	M/CYCLE	CAR	TAXI	LGV	OGV1	OGV2	BUS/COACH	TOTAL	PCU TOTAL
0700 - 0715	2	0	12	0	2	0	0	0	16	14.40
0715 - 0730	4	0	21	0	1	0	0	0	26	22.80
0730 - 0745	1	1	31	0	1	0	0	0	34	32.60
0745 - 0800	0	2	48	0	2	0	0	0	52	50.80
Hourly Total	7	3	112	0	6	0	0	0	128	120.60
Hourly Average	1.75	0.75	28.00	0.00	1.50	0.00	0.00	0.00	32.00	30.15
0800 - 0815	1	0	20	0	1	0	0	0	22	21.20
0815 - 0830	0	1	19	0	0	0	0	0	20	19.40
0830 - 0845	0	0	20	0	1	0	0	0	21	21.00
0845 - 0900	0	0	11	0	1	0	1	0	13	14.30
Hourly Total	1	1	70	0	3	0	1	0	76	75.90
Hourly Average	0.25	0.25	17.50	0.00	0.75	0.00	0.25	0.00	19.00	18.98
0900 - 0915	0	0	3	0	0	0	0	0	3	3.00
0915 - 0930	0	0	1	0	0	0	0	0	1	1.00
0930 - 0945	0	0	2	0	0	0	0	0	2	2.00
0945 - 1000	0	0	1	0	0	0	0	0	1	1.00
Hourly Total	0	0	7	0	0	0	0	0	7	7.00
Hourly Average	0.00	0.00	1.75	0.00	0.00	0.00	0.00	0.00	1.75	1.75
Session Total	8	4	189	0	9	0	1	0	211	203.50
Session Average	0.67	0.33	15.75	0.00	0.75	0.00	0.08	0.00	17.58	16.96

Date
Wednesday 24 April 2019

Weather
Sunny Intervals
Temp: 16°C

1600 - 1900 (Wednesday PM Peak)

TIME	Movement 3.6: Right from South Marsh Road (South) to South Marsh Road (East)								Original Data	
	P/CYCLE	M/CYCLE	CAR	TAXI	LGV	OGV1	OGV2	BUS/COACH	TOTAL	PCU TOTAL
1600 - 1615	1	0	0	0	0	0	0	0	1	0.20
1615 - 1630	0	0	0	0	0	0	0	0	0	0.00
1630 - 1645	0	0	0	0	0	0	0	0	0	0.00
1645 - 1700	0	0	0	0	0	0	0	0	0	0.00
Hourly Total	1	0	0	0	0	0	0	0	1	0.20
Hourly Average	0.25	0.00	0.00	0.00	0.00	0.00	0.00	0.00	0.25	0.05
1700 - 1715	0	0	0	0	0	0	0	0	0	0.00
1715 - 1730	0	0	1	0	0	0	0	0	1	1.00
1730 - 1745	0	0	0	0	0	0	0	0	0	0.00
1745 - 1800	0	0	0	0	0	0	0	0	0	0.00
Hourly Total	0	0	1	0	0	0	0	0	1	1.00
Hourly Average	0.00	0.00	0.25	0.00	0.00	0.00	0.00	0.00	0.25	0.25
1800 - 1815	0	0	2	0	0	0	0	0	2	2.00
1815 - 1830	0	0	4	0	2	0	0	0	6	6.00
1830 - 1845	0	0	0	0	0	0	0	0	0	0.00
1845 - 1900	0	0	0	0	0	0	0	0	0	0.00
Hourly Total	0	0	6	0	2	0	0	0	8	8.00
Hourly Average	0.00	0.00	1.50	0.00	0.50	0.00	0.00	0.00	2.00	2.00
Session Total	1	0	7	0	2	0	0	0	10	9.20
Session Average	0.08	0.00	0.58	0.00	0.17	0.00	0.00	0.00	0.83	0.77

Date
Thursday 25 April 2019

Weather
Light Rain
Temp: 10°C

0700 - 1000 (Thursday AM Peak)

TIME	Movement 3.6: Right from South Marsh Road (South) to South Marsh Road (East)								Original Data	
	P/CYCLE	M/CYCLE	CAR	TAXI	LGV	OGV1	OGV2	BUS/COACH	TOTAL	PCU TOTAL
0700 - 0715	0	1	13	0	2	0	0	0	16	15.40
0715 - 0730	1	0	19	0	1	0	0	0	21	20.20
0730 - 0745	0	1	29	0	2	0	0	0	32	31.40

0745 - 0800	0	0	42	0	5	0	0	0	47	47.00
Hourly Total	1	2	103	0	10	0	0	0	116	114.00
Hourly Average	0.25	0.50	25.75	0.00	2.50	0.00	0.00	0.00	29.00	28.50
0800 - 0815	0	1	24	0	0	0	0	0	25	24.40
0815 - 0830	0	0	21	0	0	0	0	0	21	21.00
0830 - 0845	0	1	28	0	1	0	0	0	30	29.40
0845 - 0900	0	0	14	0	0	0	0	0	14	14.00
Hourly Total	0	2	87	0	1	0	0	0	90	88.80
Hourly Average	0.00	0.50	21.75	0.00	0.25	0.00	0.00	0.00	22.50	22.20
0900 - 0915	0	0	2	0	1	0	0	0	3	3.00
0915 - 0930	0	0	3	0	0	0	0	0	3	3.00
0930 - 0945	0	0	0	0	0	0	0	0	0	0.00
0945 - 1000	0	0	0	0	0	0	0	0	0	0.00
Hourly Total	0	0	5	0	1	0	0	0	6	6.00
Hourly Average	0.00	0.00	1.25	0.00	0.25	0.00	0.00	0.00	1.50	1.50
Session Total	1	4	195	0	12	0	0	0	212	208.80
Session Average	0.08	0.33	16.25	0.00	1.00	0.00	0.00	0.00	17.67	17.40

Date
Thursday 25 April 2019

Weather
Sunny Intervals
Temp: 12°C

1600 - 1900 (Thursday PM Peak)

TIME	Movement 3.6: Right from South Marsh Road (South) to South Marsh Road (East)								Original Data	
	P/CYCLE	M/CYCLE	CAR	TAXI	LGV	OGV1	OGV2	BUS/COACH	TOTAL	PCU TOTAL
1600 - 1615	0	0	0	0	0	0	0	0	0	0.00
1615 - 1630	0	0	1	0	0	0	0	0	1	1.00
1630 - 1645	0	0	2	0	0	0	0	0	2	2.00
1645 - 1700	0	0	0	0	0	0	0	0	0	0.00
Hourly Total	0	0	3	0	0	0	0	0	3	3.00
Hourly Average	0.00	0.00	0.75	0.00	0.00	0.00	0.00	0.00	0.75	0.75
1700 - 1715	0	0	1	0	0	0	0	0	1	1.00
1715 - 1730	0	0	0	0	0	0	0	0	0	0.00
1730 - 1745	0	0	0	0	0	0	0	0	0	0.00
1745 - 1800	0	0	1	0	0	0	0	0	1	1.00
Hourly Total	0	0	2	0	0	0	0	0	2	2.00
Hourly Average	0.00	0.00	0.50	0.00	0.00	0.00	0.00	0.00	0.50	0.50
1800 - 1815	0	0	3	0	0	0	0	0	3	3.00
1815 - 1830	0	0	3	0	1	0	0	0	4	4.00
1830 - 1845	0	0	0	0	0	0	0	0	0	0.00
1845 - 1900	0	0	1	0	0	0	0	0	1	1.00
Hourly Total	0	0	7	0	1	0	0	0	8	8.00
Hourly Average	0.00	0.00	1.75	0.00	0.25	0.00	0.00	0.00	2.00	2.00
Session Total	0	0	12	0	1	0	0	0	13	13.00
Session Average	0.00	0.00	1.00	0.00	0.08	0.00	0.00	0.00	1.08	1.08

Immingham, Lincolnshire
Classified Junction Count

Site 4 of 9
Kiln Lane
North Moss Lane
Industrial Estate Stallingborough Access
Trondheim Way

Lat/Long
lat 53.605304° lon -0.179178°

Date
Wednesday 24 April 2019

Weather
Sunny Intervals
Temp: 15°C

0700 - 1000 (Wednesday AM Peak)

TIME	Movement 4.1: Left from Kiln Lane to North Moss Lane								Original Data	
	P/CYCLE	M/CYCLE	CAR	TAXI	LGV	OGV1	OGV2	BUS/COACH	TOTAL	PCU TOTAL
0700 - 0715	0	0	4	0	1	0	0	0	5	5.00
0715 - 0730	0	0	10	0	0	1	1	0	12	13.80
0730 - 0745	0	0	1	0	0	1	1	0	3	4.80
0745 - 0800	0	0	2	0	0	0	0	0	2	2.00
Hourly Total	0	0	17	0	1	2	2	0	22	25.60
Hourly Average	0.00	0.00	4.25	0.00	0.25	0.50	0.50	0.00	5.50	6.40
0800 - 0815	0	0	4	0	1	0	0	0	5	5.00
0815 - 0830	0	0	9	0	2	0	0	0	11	11.00
0830 - 0845	0	0	4	0	1	0	1	0	6	7.30
0845 - 0900	0	0	11	0	1	1	0	0	13	13.50
Hourly Total	0	0	28	0	5	1	1	0	35	36.80
Hourly Average	0.00	0.00	7.00	0.00	1.25	0.25	0.25	0.00	8.75	9.20
0900 - 0915	0	0	2	0	2	0	3	0	7	10.90
0915 - 0930	0	0	2	0	2	0	1	0	5	6.30
0930 - 0945	0	0	0	0	1	0	0	0	1	1.00
0945 - 1000	0	0	3	0	2	0	0	0	5	5.00
Hourly Total	0	0	7	0	7	0	4	0	18	23.20
Hourly Average	0.00	0.00	1.75	0.00	1.75	0.00	1.00	0.00	4.50	5.80
Session Total	0	0	52	0	13	3	7	0	75	85.60
Session Average	0.00	0.00	4.33	0.00	1.08	0.25	0.58	0.00	6.25	7.13

Date
Wednesday 24 April 2019

Weather
Sunny Intervals
Temp: 16°C

1600 - 1900 (Wednesday PM Peak)

TIME	Movement 4.1: Left from Kiln Lane to North Moss Lane								Original Data	
	P/CYCLE	M/CYCLE	CAR	TAXI	LGV	OGV1	OGV2	BUS/COACH	TOTAL	PCU TOTAL
1600 - 1615	0	0	27	0	3	0	0	0	30	30.00
1615 - 1630	0	0	10	0	0	0	1	0	11	12.30
1630 - 1645	0	1	31	0	1	0	0	0	33	32.40
1645 - 1700	0	1	17	0	4	0	0	0	22	21.40
Hourly Total	0	2	85	0	8	0	1	0	96	96.10
Hourly Average	0.00	0.50	21.25	0.00	2.00	0.00	0.25	0.00	24.00	24.03
1700 - 1715	1	0	20	0	1	0	0	0	22	21.20
1715 - 1730	0	0	10	0	0	0	0	0	10	10.00
1730 - 1745	1	0	14	0	2	0	0	0	17	16.20
1745 - 1800	0	0	6	0	1	0	0	0	7	7.00
Hourly Total	2	0	50	0	4	0	0	0	56	54.40
Hourly Average	0.50	0.00	12.50	0.00	1.00	0.00	0.00	0.00	14.00	13.60
1800 - 1815	0	0	7	0	1	0	0	0	8	8.00
1815 - 1830	0	1	1	0	0	0	0	0	2	1.40
1830 - 1845	0	0	3	0	1	0	0	0	4	4.00
1845 - 1900	0	0	1	0	1	0	0	0	2	2.00
Hourly Total	0	1	12	0	3	0	0	0	16	15.40
Hourly Average	0.00	0.25	3.00	0.00	0.75	0.00	0.00	0.00	4.00	3.85
Session Total	2	3	147	0	15	0	1	0	168	165.90
Session Average	0.17	0.25	12.25	0.00	1.25	0.00	0.08	0.00	14.00	13.83

Date
Thursday 25 April 2019

Weather
Light Rain
Temp: 10°C

0700 - 1000 (Thursday AM Peak)

TIME	Movement 4.1: Left from Kiln Lane to North Moss Lane								Original Data	
	P/CYCLE	M/CYCLE	CAR	TAXI	LGV	OGV1	OGV2	BUS/COACH	TOTAL	PCU TOTAL
0700 - 0715	0	0	2	1	2	0	0	0	5	5.00
0715 - 0730	0	0	4	0	0	0	0	0	4	4.00
0730 - 0745	0	0	3	0	0	0	1	0	4	5.30

0745 - 0800	0	0	2	0	1	0	0	0	3	3.00
Hourly Total	0	0	11	1	3	0	1	0	16	17.30
Hourly Average	0.00	0.00	2.75	0.25	0.75	0.00	0.25	0.00	4.00	4.33
0800 - 0815	0	0	4	0	1	0	1	0	6	7.30
0815 - 0830	0	0	4	0	0	0	0	0	4	4.00
0830 - 0845	0	0	3	0	6	0	1	0	10	11.30
0845 - 0900	0	0	10	0	1	0	1	0	12	13.30
Hourly Total	0	0	21	0	8	0	3	0	32	35.90
Hourly Average	0.00	0.00	5.25	0.00	2.00	0.00	0.75	0.00	8.00	8.98
0900 - 0915	0	0	2	0	4	1	0	0	7	7.50
0915 - 0930	0	0	1	0	1	0	0	0	2	2.00
0930 - 0945	0	0	5	0	2	0	0	0	7	7.00
0945 - 1000	0	0	2	0	1	0	0	0	3	3.00
Hourly Total	0	0	10	0	8	1	0	0	19	19.50
Hourly Average	0.00	0.00	2.50	0.00	2.00	0.25	0.00	0.00	4.75	4.88
Session Total	0	0	42	1	19	1	4	0	67	72.70
Session Average	0.00	0.00	3.50	0.08	1.58	0.08	0.33	0.00	5.58	6.06

Date
Thursday 25 April 2019

Weather
Sunny Intervals
Temp: 12°C

1600 - 1900 (Thursday PM Peak)

TIME	Movement 4.1: Left from Kiln Lane to North Moss Lane								Original Data	
	P/CYCLE	M/CYCLE	CAR	TAXI	LGV	OGV1	OGV2	BUS/COACH	TOTAL	PCU TOTAL
1600 - 1615	0	0	24	0	0	0	0	0	24	24.00
1615 - 1630	0	0	8	0	1	1	0	0	10	10.50
1630 - 1645	0	1	30	0	1	0	0	0	32	31.40
1645 - 1700	1	1	11	0	2	0	0	0	15	13.60
Hourly Total	1	2	73	0	4	1	0	0	81	79.50
Hourly Average	0.25	0.50	18.25	0.00	1.00	0.25	0.00	0.00	20.25	19.88
1700 - 1715	0	0	20	0	3	0	0	0	23	23.00
1715 - 1730	0	0	8	0	2	0	0	0	10	10.00
1730 - 1745	1	0	12	0	1	1	0	0	15	14.70
1745 - 1800	0	0	3	0	2	0	0	0	5	5.00
Hourly Total	1	0	43	0	8	1	0	0	53	52.70
Hourly Average	0.25	0.00	10.75	0.00	2.00	0.25	0.00	0.00	13.25	13.18
1800 - 1815	0	0	12	0	1	1	0	0	14	14.50
1815 - 1830	1	0	3	0	0	1	0	0	5	4.70
1830 - 1845	0	0	1	0	1	0	1	0	3	4.30
1845 - 1900	0	0	1	0	0	1	1	0	3	4.80
Hourly Total	1	0	17	0	2	3	2	0	25	28.30
Hourly Average	0.25	0.00	4.25	0.00	0.50	0.75	0.50	0.00	6.25	7.08
Session Total	3	2	133	0	14	5	2	0	159	160.50
Session Average	0.25	0.17	11.08	0.00	1.17	0.42	0.17	0.00	13.25	13.38

Immingham, Lincolnshire
Classified Junction Count

Site 4 of 9
Kiln Lane
North Moss Lane
Industrial Estate Stallingborough Access
Trondheim Way

Lat/Long
lat 53.605304° lon -0.179178°

Date
Wednesday 24 April 2019

Weather
Sunny Intervals
Temp: 15°C

0700 - 1000 (Wednesday AM Peak)

TIME	Movement 4.2: Westbound from Kiln Lane to Industrial Estate Stallingborough Access								Original Data	
	P/CYCLE	M/CYCLE	CAR	TAXI	LGV	OGV1	OGV2	BUS/COACH	TOTAL	PCU TOTAL
0700 - 0715	0	0	10	0	3	6	10	0	29	45.00
0715 - 0730	0	0	8	2	2	0	14	0	26	44.20
0730 - 0745	0	0	6	1	4	7	11	0	29	46.80
0745 - 0800	0	2	6	0	4	4	12	0	28	44.40
Hourly Total	0	2	30	3	13	17	47	0	112	180.40
Hourly Average	0.00	0.50	7.50	0.75	3.25	4.25	11.75	0.00	28.00	45.10
0800 - 0815	0	0	5	0	9	9	18	0	41	68.90
0815 - 0830	0	0	7	1	7	8	10	0	33	50.00
0830 - 0845	0	0	9	0	11	4	12	0	36	53.60
0845 - 0900	0	0	12	0	6	7	14	0	39	60.70
Hourly Total	0	0	33	1	33	28	54	0	149	233.20
Hourly Average	0.00	0.00	8.25	0.25	8.25	7.00	13.50	0.00	37.25	58.30
0900 - 0915	0	0	10	0	17	1	15	0	43	63.00
0915 - 0930	0	0	13	0	6	5	4	0	28	35.70
0930 - 0945	0	0	13	0	9	10	9	0	41	57.70
0945 - 1000	0	0	14	0	9	11	9	0	43	60.20
Hourly Total	0	0	50	0	41	27	37	0	155	216.60
Hourly Average	0.00	0.00	12.50	0.00	10.25	6.75	9.25	0.00	38.75	54.15
Session Total	0	2	113	4	87	72	138	0	416	630.20
Session Average	0.00	0.17	9.42	0.33	7.25	6.00	11.50	0.00	34.67	52.52

Date
Wednesday 24 April 2019

Weather
Sunny Intervals
Temp: 16°C

1600 - 1900 (Wednesday PM Peak)

TIME	Movement 4.2: Westbound from Kiln Lane to Industrial Estate Stallingborough Access								Original Data	
	P/CYCLE	M/CYCLE	CAR	TAXI	LGV	OGV1	OGV2	BUS/COACH	TOTAL	PCU TOTAL
1600 - 1615	0	0	81	0	22	7	12	0	122	141.10
1615 - 1630	0	1	65	0	12	4	6	0	88	97.20
1630 - 1645	0	1	111	0	12	1	5	0	130	136.40
1645 - 1700	0	1	76	0	10	5	14	0	106	126.10
Hourly Total	0	3	333	0	56	17	37	0	446	500.80
Hourly Average	0.00	0.75	83.25	0.00	14.00	4.25	9.25	0.00	111.50	125.20
1700 - 1715	0	0	94	0	8	3	6	0	111	120.30
1715 - 1730	0	0	38	0	8	1	6	0	53	61.30
1730 - 1745	0	0	43	0	9	0	3	0	55	58.90
1745 - 1800	0	2	30	0	5	3	4	0	44	49.50
Hourly Total	0	2	205	0	30	7	19	0	263	290.00
Hourly Average	0.00	0.50	51.25	0.00	7.50	1.75	4.75	0.00	65.75	72.50
1800 - 1815	0	1	52	0	4	3	6	0	66	74.70
1815 - 1830	0	0	24	0	3	1	3	0	31	35.40
1830 - 1845	0	0	47	0	8	3	4	0	62	68.70
1845 - 1900	0	0	40	0	2	1	2	0	45	48.10
Hourly Total	0	1	163	0	17	8	15	0	204	226.90
Hourly Average	0.00	0.25	40.75	0.00	4.25	2.00	3.75	0.00	51.00	56.73
Session Total	0	6	701	0	103	32	71	0	913	1017.70
Session Average	0.00	0.50	58.42	0.00	8.58	2.67	5.92	0.00	76.08	84.81

Date
Thursday 25 April 2019

Weather
Light Rain
Temp: 10°C

0700 - 1000 (Thursday AM Peak)

TIME	Movement 4.2: Westbound from Kiln Lane to Industrial Estate Stallingborough Access								Original Data	
	P/CYCLE	M/CYCLE	CAR	TAXI	LGV	OGV1	OGV2	BUS/COACH	TOTAL	PCU TOTAL
0700 - 0715	0	0	4	1	4	2	16	0	27	48.80
0715 - 0730	0	0	6	0	3	6	17	0	32	57.10
0730 - 0745	0	0	0	0	3	6	11	0	20	37.30

0745 - 0800	0	0	7	0	5	10	10	0	32	50.00
Hourly Total	0	0	17	1	15	24	54	0	111	193.20
Hourly Average	0.00	0.00	4.25	0.25	3.75	6.00	13.50	0.00	27.75	48.30
0800 - 0815	0	0	5	0	5	3	15	0	28	49.00
0815 - 0830	0	0	8	0	7	9	15	0	39	63.00
0830 - 0845	0	0	7	0	10	6	9	0	32	46.70
0845 - 0900	1	0	13	0	9	8	7	0	38	50.30
Hourly Total	1	0	33	0	31	26	46	0	137	209.00
Hourly Average	0.25	0.00	8.25	0.00	7.75	6.50	11.50	0.00	34.25	52.25
0900 - 0915	0	0	11	0	6	6	15	0	38	60.50
0915 - 0930	0	0	10	0	10	5	12	0	37	55.10
0930 - 0945	0	0	19	0	6	10	11	0	46	65.30
0945 - 1000	0	0	9	0	11	6	6	0	32	42.80
Hourly Total	0	0	49	0	33	27	44	0	153	223.70
Hourly Average	0.00	0.00	12.25	0.00	8.25	6.75	11.00	0.00	38.25	55.93
Session Total	1	0	99	1	79	77	144	0	401	625.90
Session Average	0.08	0.00	8.25	0.08	6.58	6.42	12.00	0.00	33.42	52.16

Date
Thursday 25 April 2019

Weather
Sunny Intervals
Temp: 12°C

1600 - 1900 (Thursday PM Peak)

TIME	Movement 4.2: Westbound from Kiln Lane to Industrial Estate Stallingborough Access								Original Data	
	P/CYCLE	M/CYCLE	CAR	TAXI	LGV	OGV1	OGV2	BUS/COACH	TOTAL	PCU TOTAL
1600 - 1615	0	1	92	0	20	6	5	0	124	132.90
1615 - 1630	0	0	67	0	13	4	9	0	93	106.70
1630 - 1645	0	1	122	0	9	6	9	0	147	161.10
1645 - 1700	0	0	49	0	5	0	5	0	59	65.50
Hourly Total	0	2	330	0	47	16	28	0	423	466.20
Hourly Average	0.00	0.50	82.50	0.00	11.75	4.00	7.00	0.00	105.75	116.55
1700 - 1715	0	0	73	0	12	1	8	0	94	104.90
1715 - 1730	0	0	56	1	8	0	7	0	72	81.10
1730 - 1745	0	2	65	0	13	0	9	0	89	99.50
1745 - 1800	0	1	44	0	8	2	7	0	62	71.50
Hourly Total	0	3	238	1	41	3	31	0	317	357.00
Hourly Average	0.00	0.75	59.50	0.25	10.25	0.75	7.75	0.00	79.25	89.25
1800 - 1815	0	3	59	0	4	1	3	0	70	72.60
1815 - 1830	0	0	25	0	3	2	5	0	35	42.50
1830 - 1845	0	0	34	0	4	0	8	0	46	56.40
1845 - 1900	0	1	20	0	5	1	5	0	32	38.40
Hourly Total	0	4	138	0	16	4	21	0	183	209.90
Hourly Average	0.00	1.00	34.50	0.00	4.00	1.00	5.25	0.00	45.75	52.48
Session Total	0	9	706	1	104	23	80	0	923	1033.10
Session Average	0.00	0.75	58.83	0.08	8.67	1.92	6.67	0.00	76.92	86.09

Immingham, Lincolnshire
Classified Junction Count

Site 4 of 9
Kiln Lane
North Moss Lane
Industrial Estate Stallingborough Access
Trondheim Way

Lat/Long
lat 53.605304° lon -0.179178°

Date
Wednesday 24 April 2019

Weather
Sunny Intervals
Temp: 15°C

0700 - 1000 (Wednesday AM Peak)

TIME	Movement 4.3: Right from Kiln Lane to Trondheim Way								Original Data	
	P/CYCLE	M/CYCLE	CAR	TAXI	LGV	OGV1	OGV2	BUS/COACH	TOTAL	PCU TOTAL
0700 - 0715	0	0	0	0	0	0	0	0	0	0.00
0715 - 0730	0	0	0	0	0	0	1	0	1	2.30
0730 - 0745	0	0	2	0	0	0	0	0	2	2.00
0745 - 0800	0	0	3	0	1	0	1	0	5	6.30
Hourly Total	0	0	5	0	1	0	2	0	8	10.60
Hourly Average	0.00	0.00	1.25	0.00	0.25	0.00	0.50	0.00	2.00	2.65
0800 - 0815	0	0	1	0	0	0	0	0	1	1.00
0815 - 0830	0	0	1	0	0	0	3	0	4	7.90
0830 - 0845	0	0	1	0	0	0	0	0	1	1.00
0845 - 0900	0	0	0	0	0	0	0	0	0	0.00
Hourly Total	0	0	3	0	0	0	3	0	6	9.90
Hourly Average	0.00	0.00	0.75	0.00	0.00	0.00	0.75	0.00	1.50	2.48
0900 - 0915	0	0	0	0	0	0	1	0	1	2.30
0915 - 0930	0	0	0	0	1	1	0	0	2	2.50
0930 - 0945	0	0	1	0	1	0	1	0	3	4.30
0945 - 1000	0	0	1	0	1	2	1	0	5	7.30
Hourly Total	0	0	2	0	3	3	3	0	11	16.40
Hourly Average	0.00	0.00	0.50	0.00	0.75	0.75	0.75	0.00	2.75	4.10
Session Total	0	0	10	0	4	3	8	0	25	36.90
Session Average	0.00	0.00	0.83	0.00	0.33	0.25	0.67	0.00	2.08	3.08

Date
Wednesday 24 April 2019

Weather
Sunny Intervals
Temp: 16°C

1600 - 1900 (Wednesday PM Peak)

TIME	Movement 4.3: Right from Kiln Lane to Trondheim Way								Original Data	
	P/CYCLE	M/CYCLE	CAR	TAXI	LGV	OGV1	OGV2	BUS/COACH	TOTAL	PCU TOTAL
1600 - 1615	0	0	0	0	1	0	1	0	2	3.30
1615 - 1630	0	0	3	0	0	0	0	0	3	3.00
1630 - 1645	0	0	0	0	2	0	1	0	3	4.30
1645 - 1700	0	0	0	0	1	0	3	0	4	7.90
Hourly Total	0	0	3	0	4	0	5	0	12	18.50
Hourly Average	0.00	0.00	0.75	0.00	1.00	0.00	1.25	0.00	3.00	4.63
1700 - 1715	0	0	1	0	0	0	0	0	1	1.00
1715 - 1730	0	0	1	0	0	0	0	0	1	1.00
1730 - 1745	0	0	0	0	1	0	1	0	2	3.30
1745 - 1800	0	0	0	0	0	0	0	0	0	0.00
Hourly Total	0	0	2	0	1	0	1	0	4	5.30
Hourly Average	0.00	0.00	0.50	0.00	0.25	0.00	0.25	0.00	1.00	1.33
1800 - 1815	0	0	0	0	0	0	0	0	0	0.00
1815 - 1830	0	0	0	0	0	0	0	0	0	0.00
1830 - 1845	0	0	0	0	0	0	0	0	0	0.00
1845 - 1900	0	0	0	0	0	1	1	0	2	3.80
Hourly Total	0	0	0	0	0	1	1	0	2	3.80
Hourly Average	0.00	0.00	0.00	0.00	0.00	0.25	0.25	0.00	0.50	0.95
Session Total	0	0	5	0	5	1	7	0	18	27.60
Session Average	0.00	0.00	0.42	0.00	0.42	0.08	0.58	0.00	1.50	2.30

Date
Thursday 25 April 2019

Weather
Light Rain
Temp: 10°C

0700 - 1000 (Thursday AM Peak)

TIME	Movement 4.3: Right from Kiln Lane to Trondheim Way								Original Data	
	P/CYCLE	M/CYCLE	CAR	TAXI	LGV	OGV1	OGV2	BUS/COACH	TOTAL	PCU TOTAL
0700 - 0715	0	0	0	0	0	0	0	0	0	0.00
0715 - 0730	0	0	0	0	0	0	2	0	2	4.60
0730 - 0745	0	0	0	0	0	0	1	0	1	2.30

0745 - 0800	0	0	1	0	0	1	1	0	3	4.80
Hourly Total	0	0	1	0	0	1	4	0	6	11.70
Hourly Average	0.00	0.00	0.25	0.00	0.00	0.25	1.00	0.00	1.50	2.93
0800 - 0815	0	0	1	0	1	0	3	0	5	8.90
0815 - 0830	0	0	1	0	1	0	0	0	2	2.00
0830 - 0845	0	0	0	0	0	0	0	0	0	0.00
0845 - 0900	0	0	0	0	2	0	2	0	4	6.60
Hourly Total	0	0	2	0	4	0	5	0	11	17.50
Hourly Average	0.00	0.00	0.50	0.00	1.00	0.00	1.25	0.00	2.75	4.38
0900 - 0915	0	0	0	0	0	0	2	0	2	4.60
0915 - 0930	0	0	1	0	1	0	2	0	4	6.60
0930 - 0945	0	0	1	0	0	1	0	0	2	2.50
0945 - 1000	0	0	0	0	1	0	1	0	2	3.30
Hourly Total	0	0	2	0	2	1	5	0	10	17.00
Hourly Average	0.00	0.00	0.50	0.00	0.50	0.25	1.25	0.00	2.50	4.25
Session Total	0	0	5	0	6	2	14	0	27	46.20
Session Average	0.00	0.00	0.42	0.00	0.50	0.17	1.17	0.00	2.25	3.85

Date
Thursday 25 April 2019

Weather
Sunny Intervals
Temp: 12°C

1600 - 1900 (Thursday PM Peak)

TIME	Movement 4.3: Right from Kin Lane to Trondheim Way								Original Data	
	P/CYCLE	M/CYCLE	CAR	TAXI	LGV	OGV1	OGV2	BUS/COACH	TOTAL	PCU TOTAL
1600 - 1615	0	0	0	0	0	0	2	0	2	4.60
1615 - 1630	0	0	0	0	1	0	0	0	1	1.00
1630 - 1645	0	0	0	0	0	0	2	0	2	4.60
1645 - 1700	0	0	0	0	1	1	2	0	4	7.10
Hourly Total	0	0	0	0	2	1	6	0	9	17.30
Hourly Average	0.00	0.00	0.00	0.00	0.50	0.25	1.50	0.00	2.25	4.33
1700 - 1715	0	0	0	0	0	0	1	0	1	2.30
1715 - 1730	0	0	0	0	0	0	0	0	0	0.00
1730 - 1745	0	0	0	0	2	0	0	0	2	2.00
1745 - 1800	0	0	0	0	0	1	0	0	1	1.50
Hourly Total	0	0	0	0	2	1	1	0	4	5.80
Hourly Average	0.00	0.00	0.00	0.00	0.50	0.25	0.25	0.00	1.00	1.45
1800 - 1815	0	0	0	0	0	0	0	0	0	0.00
1815 - 1830	0	0	0	0	0	0	0	0	0	0.00
1830 - 1845	0	0	0	0	0	0	0	0	0	0.00
1845 - 1900	0	0	0	0	0	0	1	0	1	2.30
Hourly Total	0	0	0	0	0	0	1	0	1	2.30
Hourly Average	0.00	0.00	0.00	0.00	0.00	0.00	0.25	0.00	0.25	0.58
Session Total	0	0	0	0	4	2	8	0	14	25.40
Session Average	0.00	0.00	0.00	0.00	0.33	0.17	0.67	0.00	1.17	2.12

Immingham, Lincolnshire
Classified Junction Count

Site 4 of 9
Kiln Lane
North Moss Lane
Industrial Estate Stallingborough Access
Trondheim Way

Lat/Long
lat 53.605304° lon -0.179178°

Date
Wednesday 24 April 2019

Weather
Sunny Intervals
Temp: 15°C

0700 - 1000 (Wednesday AM Peak)

TIME	Movement 4.4: U-Turn from Kiln Lane to Kiln Lane								Original Data	
	P/CYCLE	M/CYCLE	CAR	TAXI	LGV	OGV1	OGV2	BUS/COACH	TOTAL	PCU TOTAL
0700 - 0715	0	0	0	0	0	0	0	0	0	0.00
0715 - 0730	0	0	0	0	0	0	1	0	1	2.30
0730 - 0745	0	0	0	0	1	0	0	0	1	1.00
0745 - 0800	0	0	0	0	0	0	0	0	0	0.00
Hourly Total	0	0	0	0	1	0	1	0	2	3.30
Hourly Average	0.00	0.00	0.00	0.00	0.25	0.00	0.25	0.00	0.50	0.83
0800 - 0815	0	0	0	0	0	0	0	0	0	0.00
0815 - 0830	0	0	0	0	0	0	1	0	1	2.30
0830 - 0845	0	0	0	0	0	0	0	0	0	0.00
0845 - 0900	0	0	0	0	0	0	0	0	0	0.00
Hourly Total	0	0	0	0	0	0	1	0	1	2.30
Hourly Average	0.00	0.00	0.00	0.00	0.00	0.00	0.25	0.00	0.25	0.58
0900 - 0915	0	0	0	0	0	0	0	0	0	0.00
0915 - 0930	0	0	0	0	0	0	0	0	0	0.00
0930 - 0945	0	0	0	0	0	0	0	0	0	0.00
0945 - 1000	0	0	0	0	0	0	0	0	0	0.00
Hourly Total	0	0	0	0	0	0	0	0	0	0.00
Hourly Average	0.00	0.00	0.00	0.00	0.00	0.00	0.00	0.00	0.00	0.00
Session Total	0	0	0	0	1	0	2	0	3	5.60
Session Average	0.00	0.00	0.00	0.00	0.08	0.00	0.17	0.00	0.25	0.47

Date
Wednesday 24 April 2019

Weather
Sunny Intervals
Temp: 16°C

1600 - 1900 (Wednesday PM Peak)

TIME	Movement 4.4: U-Turn from Kiln Lane to Kiln Lane								Original Data	
	P/CYCLE	M/CYCLE	CAR	TAXI	LGV	OGV1	OGV2	BUS/COACH	TOTAL	PCU TOTAL
1600 - 1615	0	0	0	0	0	0	0	0	0	0.00
1615 - 1630	0	0	0	0	0	0	0	0	0	0.00
1630 - 1645	0	0	0	0	0	0	0	0	0	0.00
1645 - 1700	0	0	0	0	0	0	0	0	0	0.00
Hourly Total	0	0	0	0	0	0	0	0	0	0.00
Hourly Average	0.00	0.00	0.00	0.00	0.00	0.00	0.00	0.00	0.00	0.00
1700 - 1715	0	0	0	0	0	0	0	0	0	0.00
1715 - 1730	0	0	0	0	0	0	0	0	0	0.00
1730 - 1745	0	0	0	0	0	0	0	0	0	0.00
1745 - 1800	0	0	0	0	0	0	0	0	0	0.00
Hourly Total	0	0	0	0	0	0	0	0	0	0.00
Hourly Average	0.00	0.00	0.00	0.00	0.00	0.00	0.00	0.00	0.00	0.00
1800 - 1815	0	0	0	0	0	0	0	0	0	0.00
1815 - 1830	0	0	0	0	0	0	0	0	0	0.00
1830 - 1845	0	0	0	0	0	0	0	0	0	0.00
1845 - 1900	0	0	0	0	0	0	0	0	0	0.00
Hourly Total	0	0	0	0	0	0	0	0	0	0.00
Hourly Average	0.00	0.00	0.00	0.00	0.00	0.00	0.00	0.00	0.00	0.00
Session Total	0	0	0	0	0	0	0	0	0	0.00
Session Average	0.00	0.00	0.00	0.00	0.00	0.00	0.00	0.00	0.00	0.00

Date
Thursday 25 April 2019

Weather
Light Rain
Temp: 10°C

0700 - 1000 (Thursday AM Peak)

TIME	Movement 4.4: U-Turn from Kiln Lane to Kiln Lane								Original Data	
	P/CYCLE	M/CYCLE	CAR	TAXI	LGV	OGV1	OGV2	BUS/COACH	TOTAL	PCU TOTAL
0700 - 0715	0	0	0	0	0	0	0	0	0	0.00
0715 - 0730	0	0	0	0	0	0	0	0	0	0.00
0730 - 0745	0	0	0	0	0	0	1	0	1	2.30

0745 - 0800	0	0	1	0	0	0	0	0	1	1.00
Hourly Total	0	0	1	0	0	0	1	0	2	3.30
Hourly Average	0.00	0.00	0.25	0.00	0.00	0.00	0.25	0.00	0.50	0.83
0800 - 0815	0	0	1	0	0	0	0	0	1	1.00
0815 - 0830	0	0	0	0	0	0	0	0	0	0.00
0830 - 0845	0	0	0	0	0	1	0	0	1	1.50
0845 - 0900	0	0	0	0	0	0	0	0	0	0.00
Hourly Total	0	0	1	0	0	1	0	0	2	2.50
Hourly Average	0.00	0.00	0.25	0.00	0.00	0.25	0.00	0.00	0.50	0.63
0900 - 0915	0	0	0	0	0	0	0	0	0	0.00
0915 - 0930	0	0	1	0	0	0	0	0	1	1.00
0930 - 0945	0	0	0	0	0	0	0	0	0	0.00
0945 - 1000	0	0	1	0	0	0	0	0	1	1.00
Hourly Total	0	0	2	0	0	0	0	0	2	2.00
Hourly Average	0.00	0.00	0.50	0.00	0.00	0.00	0.00	0.00	0.50	0.50
Session Total	0	0	4	0	0	1	1	0	6	7.80
Session Average	0.00	0.00	0.33	0.00	0.00	0.08	0.08	0.00	0.50	0.65

Date
Thursday 25 April 2019

Weather
Sunny Intervals
Temp: 12°C

1600 - 1900 (Thursday PM Peak)

TIME	Movement 4.4: U-Turn from Kiln Lane to Kiln Lane								Original Data	
	P/CYCLE	M/CYCLE	CAR	TAXI	LGV	OGV1	OGV2	BUS/COACH	TOTAL	PCU TOTAL
1600 - 1615	0	0	0	0	0	0	0	0	0	0.00
1615 - 1630	0	0	0	0	0	0	0	0	0	0.00
1630 - 1645	0	0	0	0	0	0	1	0	1	2.30
1645 - 1700	0	0	0	0	0	0	0	0	0	0.00
Hourly Total	0	0	0	0	0	0	1	0	1	2.30
Hourly Average	0.00	0.00	0.00	0.00	0.00	0.00	0.25	0.00	0.25	0.58
1700 - 1715	0	0	0	0	0	0	0	0	0	0.00
1715 - 1730	0	0	0	0	0	0	0	0	0	0.00
1730 - 1745	0	0	0	0	0	0	0	0	0	0.00
1745 - 1800	0	0	0	0	0	0	0	0	0	0.00
Hourly Total	0	0	0	0	0	0	0	0	0	0.00
Hourly Average	0.00	0.00	0.00	0.00	0.00	0.00	0.00	0.00	0.00	0.00
1800 - 1815	0	0	0	0	0	0	0	0	0	0.00
1815 - 1830	0	0	0	0	0	0	0	0	0	0.00
1830 - 1845	0	0	0	0	0	0	0	0	0	0.00
1845 - 1900	0	0	0	0	0	0	0	0	0	0.00
Hourly Total	0	0	0	0	0	0	0	0	0	0.00
Hourly Average	0.00	0.00	0.00	0.00	0.00	0.00	0.00	0.00	0.00	0.00
Session Total	0	0	0	0	0	0	1	0	1	2.30
Session Average	0.00	0.00	0.00	0.00	0.00	0.00	0.08	0.00	0.08	0.19

Immingham, Lincolnshire
Classified Junction Count

Site 4 of 9
Kiln Lane
North Moss Lane
Industrial Estate Stallingborough Access
Trondheim Way

Lat/Long
lat 53.605304° lon -0.179178°

Date
Wednesday 24 April 2019

Weather
Sunny Intervals
Temp: 15°C

0700 - 1000 (Wednesday AM Peak)

TIME	Movement 4.5: Left from North Moss Lane to Industrial Estate Stallingborough Access								Original Data	
	P/CYCLE	M/CYCLE	CAR	TAXI	LGV	OGV1	OGV2	BUS/COACH	TOTAL	PCU TOTAL
0700 - 0715	0	0	6	0	2	0	0	0	8	8.00
0715 - 0730	0	0	4	0	0	2	1	0	7	9.30
0730 - 0745	0	1	5	0	0	2	4	0	12	17.60
0745 - 0800	0	0	4	0	2	0	1	0	7	8.30
Hourly Total	0	1	19	0	4	4	6	0	34	43.20
Hourly Average	0.00	0.25	4.75	0.00	1.00	1.00	1.50	0.00	8.50	10.80
0800 - 0815	0	0	9	0	1	0	1	1	12	14.30
0815 - 0830	0	0	18	1	2	2	4	0	27	33.20
0830 - 0845	1	1	10	0	3	0	1	0	16	15.90
0845 - 0900	0	0	12	0	2	0	2	0	16	18.60
Hourly Total	1	1	49	1	8	2	8	1	71	82.00
Hourly Average	0.25	0.25	12.25	0.25	2.00	0.50	2.00	0.25	17.75	20.50
0900 - 0915	0	0	2	0	1	1	1	0	5	6.80
0915 - 0930	0	0	8	0	0	0	3	0	11	14.90
0930 - 0945	0	0	1	0	1	1	2	0	5	8.10
0945 - 1000	0	0	6	0	2	0	1	0	9	10.30
Hourly Total	0	0	17	0	4	2	7	0	30	40.10
Hourly Average	0.00	0.00	4.25	0.00	1.00	0.50	1.75	0.00	7.50	10.03
Session Total	1	2	85	1	16	8	21	1	135	165.30
Session Average	0.08	0.17	7.08	0.08	1.33	0.67	1.75	0.08	11.25	13.78

Date
Wednesday 24 April 2019

Weather
Sunny Intervals
Temp: 16°C

1600 - 1900 (Wednesday PM Peak)

TIME	Movement 4.5: Left from North Moss Lane to Industrial Estate Stallingborough Access								Original Data	
	P/CYCLE	M/CYCLE	CAR	TAXI	LGV	OGV1	OGV2	BUS/COACH	TOTAL	PCU TOTAL
1600 - 1615	0	0	12	0	0	0	2	0	14	16.60
1615 - 1630	0	0	16	0	1	0	3	0	20	23.90
1630 - 1645	0	0	14	0	3	0	4	0	21	26.20
1645 - 1700	0	0	6	0	2	1	2	0	11	14.10
Hourly Total	0	0	48	0	6	1	11	0	66	80.80
Hourly Average	0.00	0.00	12.00	0.00	1.50	0.25	2.75	0.00	16.50	20.20
1700 - 1715	0	0	13	0	2	1	1	0	17	18.80
1715 - 1730	0	0	6	0	0	1	2	0	9	12.10
1730 - 1745	0	0	8	0	0	0	2	0	10	12.60
1745 - 1800	1	0	3	0	2	0	1	0	7	7.50
Hourly Total	1	0	30	0	4	2	6	0	43	51.00
Hourly Average	0.25	0.00	7.50	0.00	1.00	0.50	1.50	0.00	10.75	12.75
1800 - 1815	1	0	7	0	1	0	3	0	12	15.10
1815 - 1830	0	0	5	0	0	0	2	0	7	9.60
1830 - 1845	0	0	8	0	2	0	1	0	11	12.30
1845 - 1900	0	0	4	0	1	0	0	0	5	5.00
Hourly Total	1	0	24	0	4	0	6	0	35	42.00
Hourly Average	0.25	0.00	6.00	0.00	1.00	0.00	1.50	0.00	8.75	10.50
Session Total	2	0	102	0	14	3	23	0	144	173.80
Session Average	0.17	0.00	8.50	0.00	1.17	0.25	1.92	0.00	12.00	14.48

Date
Thursday 25 April 2019

Weather
Light Rain
Temp: 10°C

0700 - 1000 (Thursday AM Peak)

TIME	Movement 4.5: Left from North Moss Lane to Industrial Estate Stallingborough Access								Original Data	
	P/CYCLE	M/CYCLE	CAR	TAXI	LGV	OGV1	OGV2	BUS/COACH	TOTAL	PCU TOTAL
0700 - 0715	0	0	7	0	1	0	0	0	8	8.00
0715 - 0730	0	0	6	0	1	1	4	0	12	17.70
0730 - 0745	0	1	13	0	1	1	2	0	18	20.50

0745 - 0800	0	3	16	0	2	0	0	0	21	19.20
Hourly Total	0	4	42	0	5	2	6	0	59	65.40
Hourly Average	0.00	1.00	10.50	0.00	1.25	0.50	1.50	0.00	14.75	16.35
0800 - 0815	0	0	13	0	3	2	2	0	20	23.60
0815 - 0830	0	0	10	0	0	1	2	1	14	18.10
0830 - 0845	0	0	12	0	0	0	2	0	14	16.60
0845 - 0900	0	0	16	0	3	2	1	0	22	24.30
Hourly Total	0	0	51	0	6	5	7	1	70	82.60
Hourly Average	0.00	0.00	12.75	0.00	1.50	1.25	1.75	0.25	17.50	20.65
0900 - 0915	0	0	8	0	0	1	1	0	10	11.80
0915 - 0930	0	0	8	0	3	0	1	0	12	13.30
0930 - 0945	0	0	4	0	0	1	2	0	7	10.10
0945 - 1000	0	0	3	0	3	0	1	0	7	8.30
Hourly Total	0	0	23	0	6	2	5	0	36	43.50
Hourly Average	0.00	0.00	5.75	0.00	1.50	0.50	1.25	0.00	9.00	10.88
Session Total	0	4	116	0	17	9	18	1	165	191.50
Session Average	0.00	0.33	9.67	0.00	1.42	0.75	1.50	0.08	13.75	15.96

Date
Thursday 25 April 2019

Weather
Sunny Intervals
Temp: 12°C

1600 - 1900 (Thursday PM Peak)

TIME	Movement 4.5: Left from North Moss Lane to Industrial Estate Stallingborough Access								Original Data	
	P/CYCLE	M/CYCLE	CAR	TAXI	LGV	OGV1	OGV2	BUS/COACH	TOTAL	PCU TOTAL
1600 - 1615	0	0	14	0	2	2	3	0	21	25.90
1615 - 1630	0	0	9	0	3	2	1	0	15	17.30
1630 - 1645	0	0	11	0	1	1	2	0	15	18.10
1645 - 1700	0	0	11	0	0	4	0	0	15	17.00
Hourly Total	0	0	45	0	6	9	6	0	66	78.30
Hourly Average	0.00	0.00	11.25	0.00	1.50	2.25	1.50	0.00	16.50	19.58
1700 - 1715	0	0	12	0	1	0	1	0	14	15.30
1715 - 1730	1	0	7	0	0	0	2	0	10	11.80
1730 - 1745	0	0	8	0	1	1	2	0	12	15.10
1745 - 1800	0	0	12	0	0	1	2	0	15	18.10
Hourly Total	1	0	39	0	2	2	7	0	51	60.30
Hourly Average	0.25	0.00	9.75	0.00	0.50	0.50	1.75	0.00	12.75	15.08
1800 - 1815	0	1	8	0	0	1	1	0	11	12.20
1815 - 1830	0	0	5	0	1	0	2	0	8	10.60
1830 - 1845	0	0	4	0	0	0	1	0	5	6.30
1845 - 1900	0	0	4	0	1	0	1	0	6	7.30
Hourly Total	0	1	21	0	2	1	5	0	30	36.40
Hourly Average	0.00	0.25	5.25	0.00	0.50	0.25	1.25	0.00	7.50	9.10
Session Total	1	1	105	0	10	12	18	0	147	175.00
Session Average	0.08	0.08	8.75	0.00	0.83	1.00	1.50	0.00	12.25	14.58

Immingham, Lincolnshire
Classified Junction Count

Site 4 of 9
Kiln Lane
North Moss Lane
Industrial Estate Stallingborough Access
Trondheim Way

Lat/Long
lat 53.605304° lon -0.179178°

Date
Wednesday 24 April 2019

Weather
Sunny Intervals
Temp: 15°C

0700 - 1000 (Wednesday AM Peak)

TIME	Movement 4.6: Northbound from North Moss Lane to Trondheim Way								Original Data	
	P/CYCLE	M/CYCLE	CAR	TAXI	LGV	OGV1	OGV2	BUS/COACH	TOTAL	PCU TOTAL
0700 - 0715	0	0	0	0	0	0	0	0	0	0.00
0715 - 0730	0	0	1	0	0	0	0	0	1	1.00
0730 - 0745	0	0	0	0	0	0	0	0	0	0.00
0745 - 0800	0	0	2	0	1	0	0	0	3	3.00
Hourly Total	0	0	3	0	1	0	0	0	4	4.00
Hourly Average	0.00	0.00	0.75	0.00	0.25	0.00	0.00	0.00	1.00	1.00
0800 - 0815	0	0	1	0	0	0	0	0	1	1.00
0815 - 0830	0	0	1	0	0	0	0	0	1	1.00
0830 - 0845	0	0	1	0	0	0	0	0	1	1.00
0845 - 0900	0	0	0	0	0	0	0	0	0	0.00
Hourly Total	0	0	3	0	0	0	0	0	3	3.00
Hourly Average	0.00	0.00	0.75	0.00	0.00	0.00	0.00	0.00	0.75	0.75
0900 - 0915	0	0	1	0	0	0	0	0	1	1.00
0915 - 0930	0	0	0	0	0	0	0	0	0	0.00
0930 - 0945	0	0	1	0	0	0	0	0	1	1.00
0945 - 1000	0	0	0	0	0	0	0	1	1	2.00
Hourly Total	0	0	2	0	0	0	0	1	3	4.00
Hourly Average	0.00	0.00	0.50	0.00	0.00	0.00	0.00	0.25	0.75	1.00
Session Total	0	0	8	0	1	0	0	1	10	11.00
Session Average	0.00	0.00	0.67	0.00	0.08	0.00	0.00	0.08	0.83	0.92

Date
Wednesday 24 April 2019

Weather
Sunny Intervals
Temp: 16°C

1600 - 1900 (Wednesday PM Peak)

TIME	Movement 4.6: Northbound from North Moss Lane to Trondheim Way								Original Data	
	P/CYCLE	M/CYCLE	CAR	TAXI	LGV	OGV1	OGV2	BUS/COACH	TOTAL	PCU TOTAL
1600 - 1615	0	0	0	0	0	0	0	0	0	0.00
1615 - 1630	0	0	0	0	1	0	0	0	1	1.00
1630 - 1645	0	0	0	0	0	0	0	0	0	0.00
1645 - 1700	0	0	0	0	0	0	0	0	0	0.00
Hourly Total	0	0	0	0	1	0	0	0	1	1.00
Hourly Average	0.00	0.00	0.00	0.00	0.25	0.00	0.00	0.00	0.25	0.25
1700 - 1715	0	0	0	0	0	0	0	0	0	0.00
1715 - 1730	0	0	0	0	0	0	0	0	0	0.00
1730 - 1745	0	0	0	0	0	0	0	0	0	0.00
1745 - 1800	0	0	0	0	0	0	0	0	0	0.00
Hourly Total	0	0	0	0	0	0	0	0	0	0.00
Hourly Average	0.00	0.00	0.00	0.00	0.00	0.00	0.00	0.00	0.00	0.00
1800 - 1815	0	0	0	0	0	1	0	0	1	1.50
1815 - 1830	0	0	0	0	0	0	0	0	0	0.00
1830 - 1845	0	0	0	0	0	0	0	0	0	0.00
1845 - 1900	0	0	0	0	0	0	0	0	0	0.00
Hourly Total	0	0	0	0	0	1	0	0	1	1.50
Hourly Average	0.00	0.00	0.00	0.00	0.00	0.25	0.00	0.00	0.25	0.38
Session Total	0	0	0	0	1	1	0	0	2	2.50
Session Average	0.00	0.00	0.00	0.00	0.08	0.08	0.00	0.00	0.17	0.21

Date
Thursday 25 April 2019

Weather
Light Rain
Temp: 10°C

0700 - 1000 (Thursday AM Peak)

TIME	Movement 4.6: Northbound from North Moss Lane to Trondheim Way								Original Data	
	P/CYCLE	M/CYCLE	CAR	TAXI	LGV	OGV1	OGV2	BUS/COACH	TOTAL	PCU TOTAL
0700 - 0715	0	0	1	0	0	0	0	0	1	1.00
0715 - 0730	0	0	0	0	0	0	0	0	0	0.00
0730 - 0745	0	0	4	0	1	0	0	0	5	5.00

Immingham, Lincolnshire
Classified Junction Count

Site 4 of 9
Kiln Lane
North Moss Lane
Industrial Estate Stallingborough Access
Trondheim Way

Lat/Long
lat 53.605304° lon -0.179178°

Date
Wednesday 24 April 2019

Weather
Sunny Intervals
Temp: 15°C

0700 - 1000 (Wednesday AM Peak)

TIME	Movement 4.7: Right from North Moss Lane to Kiln Lane								Original Data	
	P/CYCLE	M/CYCLE	CAR	TAXI	LGV	OGV1	OGV2	BUS/COACH	TOTAL	PCU TOTAL
0700 - 0715	0	0	4	0	1	0	0	0	5	5.00
0715 - 0730	0	1	11	0	3	0	0	0	15	14.40
0730 - 0745	0	1	7	0	1	1	0	0	10	9.90
0745 - 0800	0	0	4	0	1	0	0	0	5	5.00
Hourly Total	0	2	26	0	6	1	0	0	35	34.30
Hourly Average	0.00	0.50	6.50	0.00	1.50	0.25	0.00	0.00	8.75	8.58
0800 - 0815	0	0	10	0	1	1	1	0	13	14.80
0815 - 0830	0	0	14	0	3	0	0	0	17	17.00
0830 - 0845	1	0	6	0	3	0	0	0	10	9.20
0845 - 0900	0	0	9	0	1	0	0	0	10	10.00
Hourly Total	1	0	39	0	8	1	1	0	50	51.00
Hourly Average	0.25	0.00	9.75	0.00	2.00	0.25	0.25	0.00	12.50	12.75
0900 - 0915	0	0	7	0	2	1	1	0	11	12.80
0915 - 0930	1	0	5	0	1	1	0	0	8	7.70
0930 - 0945	0	0	8	0	0	1	1	0	10	11.80
0945 - 1000	0	0	3	0	2	0	1	0	6	7.30
Hourly Total	1	0	23	0	5	3	3	0	35	39.60
Hourly Average	0.25	0.00	5.75	0.00	1.25	0.75	0.75	0.00	8.75	9.90
Session Total	2	2	88	0	19	5	4	0	120	124.90
Session Average	0.17	0.17	7.33	0.00	1.58	0.42	0.33	0.00	10.00	10.41

Date
Wednesday 24 April 2019

Weather
Sunny Intervals
Temp: 16°C

1600 - 1900 (Wednesday PM Peak)

TIME	Movement 4.7: Right from North Moss Lane to Kiln Lane								Original Data	
	P/CYCLE	M/CYCLE	CAR	TAXI	LGV	OGV1	OGV2	BUS/COACH	TOTAL	PCU TOTAL
1600 - 1615	0	0	1	0	1	0	0	0	2	2.00
1615 - 1630	0	0	2	0	1	0	0	0	3	3.00
1630 - 1645	0	0	0	0	0	0	0	0	0	0.00
1645 - 1700	0	0	2	0	1	0	0	0	3	3.00
Hourly Total	0	0	5	0	3	0	0	0	8	8.00
Hourly Average	0.00	0.00	1.25	0.00	0.75	0.00	0.00	0.00	2.00	2.00
1700 - 1715	0	0	5	0	0	0	0	0	5	5.00
1715 - 1730	0	0	3	0	1	0	0	0	4	4.00
1730 - 1745	0	0	2	0	0	0	0	0	2	2.00
1745 - 1800	0	0	1	0	0	0	0	0	1	1.00
Hourly Total	0	0	11	0	1	0	0	0	12	12.00
Hourly Average	0.00	0.00	2.75	0.00	0.25	0.00	0.00	0.00	3.00	3.00
1800 - 1815	0	0	0	0	0	0	0	0	0	0.00
1815 - 1830	0	0	0	0	0	0	0	0	0	0.00
1830 - 1845	0	0	0	0	0	0	0	0	0	0.00
1845 - 1900	0	0	0	0	0	0	0	0	0	0.00
Hourly Total	0	0	0	0	0	0	0	0	0	0.00
Hourly Average	0.00	0.00	0.00	0.00	0.00	0.00	0.00	0.00	0.00	0.00
Session Total	0	0	16	0	4	0	0	0	20	20.00
Session Average	0.00	0.00	1.33	0.00	0.33	0.00	0.00	0.00	1.67	1.67

Date
Thursday 25 April 2019

Weather
Light Rain
Temp: 10°C

0700 - 1000 (Thursday AM Peak)

TIME	Movement 4.7: Right from North Moss Lane to Kiln Lane								Original Data	
	P/CYCLE	M/CYCLE	CAR	TAXI	LGV	OGV1	OGV2	BUS/COACH	TOTAL	PCU TOTAL
0700 - 0715	0	0	9	0	2	0	0	0	11	11.00
0715 - 0730	0	1	5	0	1	1	0	0	8	7.90
0730 - 0745	0	0	18	0	0	0	0	0	18	18.00

0745 - 0800	0	0	13	0	0	0	1	0	14	15.30
Hourly Total	0	1	45	0	3	1	1	0	51	52.20
Hourly Average	0.00	0.25	11.25	0.00	0.75	0.25	0.25	0.00	12.75	13.05
0800 - 0815	0	0	8	0	1	0	1	0	10	11.30
0815 - 0830	0	0	15	0	2	0	0	0	17	17.00
0830 - 0845	0	0	5	0	0	0	0	0	5	5.00
0845 - 0900	0	0	11	0	1	0	0	0	12	12.00
Hourly Total	0	0	39	0	4	0	1	0	44	45.30
Hourly Average	0.00	0.00	9.75	0.00	1.00	0.00	0.25	0.00	11.00	11.33
0900 - 0915	0	0	1	0	1	0	2	0	4	6.60
0915 - 0930	0	0	3	0	1	0	0	0	4	4.00
0930 - 0945	1	0	2	0	1	0	0	0	4	3.20
0945 - 1000	0	0	1	0	0	0	1	0	2	3.30
Hourly Total	1	0	7	0	3	0	3	0	14	17.10
Hourly Average	0.25	0.00	1.75	0.00	0.75	0.00	0.75	0.00	3.50	4.28
Session Total	1	1	91	0	10	1	5	0	109	114.60
Session Average	0.08	0.08	7.58	0.00	0.83	0.08	0.42	0.00	9.08	9.55

Date
Thursday 25 April 2019

Weather
Sunny Intervals
Temp: 12°C

1600 - 1900 (Thursday PM Peak)

TIME	Movement 4.7: Right from North Moss Lane to Kiln Lane								Original Data	
	P/CYCLE	M/CYCLE	CAR	TAXI	LGV	OGV1	OGV2	BUS/COACH	TOTAL	PCU TOTAL
1600 - 1615	0	0	3	0	0	0	0	0	3	3.00
1615 - 1630	0	0	1	0	0	1	0	0	2	2.50
1630 - 1645	0	0	1	0	0	0	0	0	1	1.00
1645 - 1700	0	0	1	0	0	0	0	0	1	1.00
Hourly Total	0	0	6	0	0	1	0	0	7	7.50
Hourly Average	0.00	0.00	1.50	0.00	0.00	0.25	0.00	0.00	1.75	1.88
1700 - 1715	0	0	0	0	0	0	0	0	0	0.00
1715 - 1730	0	0	0	0	1	1	0	0	2	2.50
1730 - 1745	0	0	0	0	0	0	0	0	0	0.00
1745 - 1800	0	0	1	0	0	1	0	0	2	2.50
Hourly Total	0	0	1	0	1	2	0	0	4	5.00
Hourly Average	0.00	0.00	0.25	0.00	0.25	0.50	0.00	0.00	1.00	1.25
1800 - 1815	0	0	0	0	0	0	0	0	0	0.00
1815 - 1830	0	0	0	0	0	1	0	0	1	1.50
1830 - 1845	0	0	0	0	0	0	1	0	1	2.30
1845 - 1900	0	0	0	0	1	0	1	0	2	3.30
Hourly Total	0	0	0	0	1	1	2	0	4	7.10
Hourly Average	0.00	0.00	0.00	0.00	0.25	0.25	0.50	0.00	1.00	1.78
Session Total	0	0	7	0	2	4	2	0	15	19.60
Session Average	0.00	0.00	0.58	0.00	0.17	0.33	0.17	0.00	1.25	1.63

Immingham, Lincolnshire
Classified Junction Count

Site 4 of 9
Kiln Lane
North Moss Lane
Industrial Estate Stallingborough Access
Trondheim Way

Lat/Long
lat 53.605304° lon -0.179178°

Date
Wednesday 24 April 2019

Weather
Sunny Intervals
Temp: 15°C

0700 - 1000 (Wednesday AM Peak)

TIME	Movement 4.9: Left from Industrial Estate Stallingborough Access to Trondheim Way								Original Data	
	P/CYCLE	M/CYCLE	CAR	TAXI	LGV	OGV1	OGV2	BUS/COACH	TOTAL	PCU TOTAL
0700 - 0715	0	0	7	0	1	1	0	1	10	11.50
0715 - 0730	0	0	12	0	1	0	3	0	16	19.90
0730 - 0745	3	0	7	0	1	0	2	0	13	13.20
0745 - 0800	0	0	9	0	0	2	2	0	13	16.60
Hourly Total	3	0	35	0	3	3	7	1	52	61.20
Hourly Average	0.75	0.00	8.75	0.00	0.75	0.75	1.75	0.25	13.00	15.30
0800 - 0815	0	0	6	0	1	1	1	1	10	12.80
0815 - 0830	1	0	7	0	5	1	3	0	17	20.60
0830 - 0845	0	0	5	0	0	2	2	0	9	12.60
0845 - 0900	0	0	8	0	1	0	1	0	10	11.30
Hourly Total	1	0	26	0	7	4	7	1	46	57.30
Hourly Average	0.25	0.00	6.50	0.00	1.75	1.00	1.75	0.25	11.50	14.33
0900 - 0915	0	0	1	0	0	0	2	0	3	5.60
0915 - 0930	0	0	3	0	0	1	2	0	6	9.10
0930 - 0945	0	0	3	0	1	1	1	0	6	7.80
0945 - 1000	0	0	8	0	2	0	3	0	13	16.90
Hourly Total	0	0	15	0	3	2	8	0	28	39.40
Hourly Average	0.00	0.00	3.75	0.00	0.75	0.50	2.00	0.00	7.00	9.85
Session Total	4	0	76	0	13	9	22	2	126	157.90
Session Average	0.33	0.00	6.33	0.00	1.08	0.75	1.83	0.17	10.50	13.16

Date
Wednesday 24 April 2019

Weather
Sunny Intervals
Temp: 16°C

1600 - 1900 (Wednesday PM Peak)

TIME	Movement 4.9: Left from Industrial Estate Stallingborough Access to Trondheim Way								Original Data	
	P/CYCLE	M/CYCLE	CAR	TAXI	LGV	OGV1	OGV2	BUS/COACH	TOTAL	PCU TOTAL
1600 - 1615	0	0	0	0	0	4	2	0	6	10.60
1615 - 1630	0	0	1	0	2	5	1	0	9	12.80
1630 - 1645	0	0	1	0	1	1	1	0	4	5.80
1645 - 1700	0	0	1	0	2	0	5	0	8	14.50
Hourly Total	0	0	3	0	5	10	9	0	27	43.70
Hourly Average	0.00	0.00	0.75	0.00	1.25	2.50	2.25	0.00	6.75	10.93
1700 - 1715	0	0	0	0	0	5	2	0	7	12.10
1715 - 1730	0	0	2	0	3	0	3	0	8	11.90
1730 - 1745	0	0	2	0	0	5	2	0	9	14.10
1745 - 1800	0	0	1	0	0	0	2	0	3	5.60
Hourly Total	0	0	5	0	3	10	9	0	27	43.70
Hourly Average	0.00	0.00	1.25	0.00	0.75	2.50	2.25	0.00	6.75	10.93
1800 - 1815	0	0	0	0	1	0	0	0	1	1.00
1815 - 1830	0	0	1	0	1	2	2	0	6	9.60
1830 - 1845	0	0	5	0	1	2	3	0	11	15.90
1845 - 1900	0	0	2	0	0	0	0	0	2	2.00
Hourly Total	0	0	8	0	3	4	5	0	20	28.50
Hourly Average	0.00	0.00	2.00	0.00	0.75	1.00	1.25	0.00	5.00	7.13
Session Total	0	0	16	0	11	24	23	0	74	115.90
Session Average	0.00	0.00	1.33	0.00	0.92	2.00	1.92	0.00	6.17	9.66

Date
Thursday 25 April 2019

Weather
Light Rain
Temp: 10°C

0700 - 1000 (Thursday AM Peak)

TIME	Movement 4.9: Left from Industrial Estate Stallingborough Access to Trondheim Way								Original Data	
	P/CYCLE	M/CYCLE	CAR	TAXI	LGV	OGV1	OGV2	BUS/COACH	TOTAL	PCU TOTAL
0700 - 0715	0	0	15	0	2	1	2	0	20	23.10
0715 - 0730	0	0	10	0	2	2	1	0	15	17.30
0730 - 0745	1	0	8	0	0	0	2	0	11	12.80

0745 - 0800	1	0	5	0	0	1	2	0	9	11.30
Hourly Total	2	0	38	0	4	4	7	0	55	64.50
Hourly Average	0.50	0.00	9.50	0.00	1.00	1.00	1.75	0.00	13.75	16.13
0800 - 0815	0	0	6	0	2	1	2	0	11	14.10
0815 - 0830	0	0	4	0	2	1	0	0	7	7.50
0830 - 0845	0	0	3	0	0	3	0	0	6	7.50
0845 - 0900	0	0	7	0	1	2	2	0	12	15.60
Hourly Total	0	0	20	0	5	7	4	0	36	44.70
Hourly Average	0.00	0.00	5.00	0.00	1.25	1.75	1.00	0.00	9.00	11.18
0900 - 0915	0	0	8	0	3	2	2	1	16	20.60
0915 - 0930	0	0	2	0	0	1	1	1	5	7.80
0930 - 0945	0	1	6	0	2	2	4	0	15	20.60
0945 - 1000	0	0	6	0	2	2	2	0	12	15.60
Hourly Total	0	1	22	0	7	7	9	2	48	64.60
Hourly Average	0.00	0.25	5.50	0.00	1.75	1.75	2.25	0.50	12.00	16.15
Session Total	2	1	80	0	16	18	20	2	139	173.80
Session Average	0.17	0.08	6.67	0.00	1.33	1.50	1.67	0.17	11.58	14.48

Date
Thursday 25 April 2019

Weather
Sunny Intervals
Temp: 12°C

1600 - 1900 (Thursday PM Peak)

TIME	Movement 4.9: Left from Industrial Estate Stallingborough Access to Trondheim Way								Original Data	
	P/CYCLE	M/CYCLE	CAR	TAXI	LGV	OGV1	OGV2	BUS/COACH	TOTAL	PCU TOTAL
1600 - 1615	0	0	3	0	1	6	3	0	13	19.90
1615 - 1630	0	0	1	0	1	1	5	0	8	15.00
1630 - 1645	0	0	2	0	0	4	3	0	9	14.90
1645 - 1700	0	0	1	0	0	2	2	0	5	8.60
Hourly Total	0	0	7	0	2	13	13	0	35	58.40
Hourly Average	0.00	0.00	1.75	0.00	0.50	3.25	3.25	0.00	8.75	14.60
1700 - 1715	0	0	1	0	1	0	2	0	4	6.60
1715 - 1730	0	0	0	0	0	2	5	0	7	14.50
1730 - 1745	0	0	1	0	0	3	4	0	8	14.70
1745 - 1800	0	0	2	0	0	1	3	0	6	10.40
Hourly Total	0	0	4	0	1	6	14	0	25	46.20
Hourly Average	0.00	0.00	1.00	0.00	0.25	1.50	3.50	0.00	6.25	11.55
1800 - 1815	0	0	3	0	0	0	0	1	4	5.00
1815 - 1830	0	0	1	0	0	2	3	0	6	10.90
1830 - 1845	0	0	4	0	1	1	0	0	6	6.50
1845 - 1900	0	0	1	0	0	1	2	0	4	7.10
Hourly Total	0	0	9	0	1	4	5	1	20	29.50
Hourly Average	0.00	0.00	2.25	0.00	0.25	1.00	1.25	0.25	5.00	7.38
Session Total	0	0	20	0	4	23	32	1	80	134.10
Session Average	0.00	0.00	1.67	0.00	0.33	1.92	2.67	0.08	6.67	11.18

Immingham, Lincolnshire
Classified Junction Count

Site 4 of 9
Kiln Lane
North Moss Lane
Industrial Estate Stallingborough Access
Trondheim Way

Lat/Long
lat 53.605304° lon -0.179178°

Date
Wednesday 24 April 2019

Weather
Sunny Intervals
Temp: 15°C

0700 - 1000 (Wednesday AM Peak)

TIME	Movement 4.10: Eastbound from Industrial Estate Stallingborough Access to Kiln Lane								Original Data	
	P/CYCLE	M/CYCLE	CAR	TAXI	LGV	OGV1	OGV2	BUS/COACH	TOTAL	PCU TOTAL
0700 - 0715	0	1	53	0	12	1	5	1	73	80.40
0715 - 0730	0	0	79	0	13	1	9	1	103	116.20
0730 - 0745	0	0	81	0	13	2	9	0	105	117.70
0745 - 0800	1	0	101	0	17	2	10	1	132	146.20
Hourly Total	1	1	314	0	55	6	33	3	413	460.50
Hourly Average	0.25	0.25	78.50	0.00	13.75	1.50	8.25	0.75	103.25	115.13
0800 - 0815	0	0	82	0	15	6	13	0	116	135.90
0815 - 0830	0	0	83	0	15	2	5	0	105	112.50
0830 - 0845	0	0	63	0	6	4	5	0	78	86.50
0845 - 0900	0	1	55	0	8	2	12	0	78	94.00
Hourly Total	0	1	283	0	44	14	35	0	377	428.90
Hourly Average	0.00	0.25	70.75	0.00	11.00	3.50	8.75	0.00	94.25	107.23
0900 - 0915	0	0	32	0	10	5	11	0	58	74.80
0915 - 0930	0	0	33	0	14	11	12	0	70	91.10
0930 - 0945	0	0	18	0	15	1	4	0	38	43.70
0945 - 1000	0	0	22	0	10	6	8	0	46	59.40
Hourly Total	0	0	105	0	49	23	35	0	212	269.00
Hourly Average	0.00	0.00	26.25	0.00	12.25	5.75	8.75	0.00	53.00	67.25
Session Total	1	2	702	0	148	43	103	3	1002	1158.40
Session Average	0.08	0.17	58.50	0.00	12.33	3.58	8.58	0.25	83.50	96.53

Date
Wednesday 24 April 2019

Weather
Sunny Intervals
Temp: 16°C

1600 - 1900 (Wednesday PM Peak)

TIME	Movement 4.10: Eastbound from Industrial Estate Stallingborough Access to Kiln Lane								Original Data	
	P/CYCLE	M/CYCLE	CAR	TAXI	LGV	OGV1	OGV2	BUS/COACH	TOTAL	PCU TOTAL
1600 - 1615	1	0	21	0	8	8	9	1	48	63.90
1615 - 1630	0	0	14	0	6	6	5	1	32	42.50
1630 - 1645	0	0	10	0	5	11	11	0	37	56.80
1645 - 1700	0	0	10	0	7	8	8	1	34	49.40
Hourly Total	1	0	55	0	26	33	33	3	151	212.60
Hourly Average	0.25	0.00	13.75	0.00	6.50	8.25	8.25	0.75	37.75	53.15
1700 - 1715	0	0	7	0	3	4	7	1	22	34.10
1715 - 1730	0	0	8	0	3	4	3	1	19	25.90
1730 - 1745	0	0	9	0	3	3	6	0	21	30.30
1745 - 1800	0	0	12	0	2	7	8	0	29	42.90
Hourly Total	0	0	36	0	11	18	24	2	91	133.20
Hourly Average	0.00	0.00	9.00	0.00	2.75	4.50	6.00	0.50	22.75	33.30
1800 - 1815	0	1	22	0	4	5	9	0	41	54.60
1815 - 1830	0	1	20	0	3	3	6	0	33	41.70
1830 - 1845	0	0	6	0	0	6	5	0	17	26.50
1845 - 1900	0	0	8	0	1	2	5	0	16	23.50
Hourly Total	0	2	56	0	8	16	25	0	107	146.30
Hourly Average	0.00	0.50	14.00	0.00	2.00	4.00	6.25	0.00	26.75	36.58
Session Total	1	2	147	0	45	67	82	5	349	492.10
Session Average	0.08	0.17	12.25	0.00	3.75	5.58	6.83	0.42	29.08	41.01

Date
Thursday 25 April 2019

Weather
Light Rain
Temp: 10°C

0700 - 1000 (Thursday AM Peak)

TIME	Movement 4.10: Eastbound from Industrial Estate Stallingborough Access to Kiln Lane								Original Data	
	P/CYCLE	M/CYCLE	CAR	TAXI	LGV	OGV1	OGV2	BUS/COACH	TOTAL	PCU TOTAL
0700 - 0715	0	0	56	0	10	3	6	1	76	86.30
0715 - 0730	1	0	93	0	17	3	10	1	125	139.70
0730 - 0745	0	0	87	0	18	1	9	0	115	127.20

0745 - 0800	0	0	109	0	14	1	7	1	132	142.60
Hourly Total	1	0	345	0	59	8	32	3	448	495.80
Hourly Average	0.25	0.00	86.25	0.00	14.75	2.00	8.00	0.75	112.00	123.95
0800 - 0815	0	0	73	0	13	4	8	0	98	110.40
0815 - 0830	0	0	73	0	18	2	12	0	105	121.60
0830 - 0845	0	0	63	0	17	7	13	0	100	120.40
0845 - 0900	0	1	64	0	9	5	12	0	91	108.50
Hourly Total	0	1	273	0	57	18	45	0	394	460.90
Hourly Average	0.00	0.25	68.25	0.00	14.25	4.50	11.25	0.00	98.50	115.23
0900 - 0915	0	0	30	0	11	8	5	0	54	64.50
0915 - 0930	0	0	24	0	13	10	10	0	57	75.00
0930 - 0945	0	0	9	0	12	3	12	0	36	53.10
0945 - 1000	0	0	13	0	13	4	8	1	39	52.40
Hourly Total	0	0	76	0	49	25	35	1	186	245.00
Hourly Average	0.00	0.00	19.00	0.00	12.25	6.25	8.75	0.25	46.50	61.25
Session Total	1	1	694	0	165	51	112	4	1028	1201.70
Session Average	0.08	0.08	57.83	0.00	13.75	4.25	9.33	0.33	85.67	100.14

Date
Thursday 25 April 2019

Weather
Sunny Intervals
Temp: 12°C

1600 - 1900 (Thursday PM Peak)

TIME	Movement 4.10: Eastbound from Industrial Estate Stallingborough Access to Kiln Lane								Original Data	
	P/CYCLE	M/CYCLE	CAR	TAXI	LGV	OGV1	OGV2	BUS/COACH	TOTAL	PCU TOTAL
1600 - 1615	1	0	15	0	13	5	9	1	44	58.40
1615 - 1630	0	0	12	0	6	7	8	1	34	48.90
1630 - 1645	0	0	7	0	9	4	9	0	29	42.70
1645 - 1700	0	0	10	0	3	2	5	1	21	29.50
Hourly Total	1	0	44	0	31	18	31	3	128	179.50
Hourly Average	0.25	0.00	11.00	0.00	7.75	4.50	7.75	0.75	32.00	44.88
1700 - 1715	0	0	15	0	1	3	13	1	33	52.40
1715 - 1730	0	1	7	0	0	9	13	1	31	52.80
1730 - 1745	0	0	14	0	3	6	20	0	43	72.00
1745 - 1800	0	1	16	0	4	6	7	0	34	45.50
Hourly Total	0	2	52	0	8	24	53	2	141	222.70
Hourly Average	0.00	0.50	13.00	0.00	2.00	6.00	13.25	0.50	35.25	55.68
1800 - 1815	0	0	14	0	4	3	8	0	29	40.90
1815 - 1830	0	0	17	1	3	2	9	0	32	44.70
1830 - 1845	0	0	7	0	3	2	7	0	19	29.10
1845 - 1900	0	0	7	0	4	4	5	0	20	28.50
Hourly Total	0	0	45	1	14	11	29	0	100	143.20
Hourly Average	0.00	0.00	11.25	0.25	3.50	2.75	7.25	0.00	25.00	35.80
Session Total	1	2	141	1	53	53	113	5	369	545.40
Session Average	0.08	0.17	11.75	0.08	4.42	4.42	9.42	0.42	30.75	45.45

Immingham, Lincolnshire
Classified Junction Count

Site 4 of 9
Kiln Lane
North Moss Lane
Industrial Estate Stallingborough Access
Trondheim Way

Lat/Long
lat 53.605304° lon -0.179178°

Date
Wednesday 24 April 2019

Weather
Sunny Intervals
Temp: 15°C

0700 - 1000 (Wednesday AM Peak)

TIME	Movement 4.11: Right from Industrial Estate Stallingborough Access to North Moss Lane								Original Data	
	P/CYCLE	M/CYCLE	CAR	TAXI	LGV	OGV1	OGV2	BUS/COACH	TOTAL	PCU TOTAL
0700 - 0715	0	0	6	0	1	1	0	0	8	8.50
0715 - 0730	1	0	7	0	1	0	1	0	10	10.50
0730 - 0745	0	0	12	0	3	1	2	0	18	21.10
0745 - 0800	0	0	15	0	7	0	2	0	24	26.60
Hourly Total	1	0	40	0	12	2	5	0	60	66.70
Hourly Average	0.25	0.00	10.00	0.00	3.00	0.50	1.25	0.00	15.00	16.68
0800 - 0815	0	0	9	0	3	0	2	1	15	18.60
0815 - 0830	0	0	10	0	1	0	1	0	12	13.30
0830 - 0845	1	0	11	0	1	0	1	0	14	14.50
0845 - 0900	0	0	3	0	2	0	3	1	9	13.90
Hourly Total	1	0	33	0	7	0	7	2	50	60.30
Hourly Average	0.25	0.00	8.25	0.00	1.75	0.00	1.75	0.50	12.50	15.08
0900 - 0915	0	0	7	0	1	0	1	0	9	10.30
0915 - 0930	0	0	5	0	3	1	0	0	9	9.50
0930 - 0945	1	0	3	0	2	0	2	0	8	9.80
0945 - 1000	0	0	4	0	2	0	1	0	7	8.30
Hourly Total	1	0	19	0	8	1	4	0	33	37.90
Hourly Average	0.25	0.00	4.75	0.00	2.00	0.25	1.00	0.00	8.25	9.48
Session Total	3	0	92	0	27	3	16	2	143	164.90
Session Average	0.25	0.00	7.67	0.00	2.25	0.25	1.33	0.17	11.92	13.74

Date
Wednesday 24 April 2019

Weather
Sunny Intervals
Temp: 16°C

1600 - 1900 (Wednesday PM Peak)

TIME	Movement 4.11: Right from Industrial Estate Stallingborough Access to North Moss Lane								Original Data	
	P/CYCLE	M/CYCLE	CAR	TAXI	LGV	OGV1	OGV2	BUS/COACH	TOTAL	PCU TOTAL
1600 - 1615	0	4	15	0	3	1	3	0	26	28.00
1615 - 1630	0	0	12	0	1	0	2	0	15	17.60
1630 - 1645	0	0	12	0	1	0	1	0	14	15.30
1645 - 1700	1	0	11	0	0	1	2	0	15	17.30
Hourly Total	1	4	50	0	5	2	8	0	70	78.20
Hourly Average	0.25	1.00	12.50	0.00	1.25	0.50	2.00	0.00	17.50	19.55
1700 - 1715	0	0	11	0	0	1	1	0	13	14.80
1715 - 1730	0	1	17	0	0	0	1	0	19	19.70
1730 - 1745	0	0	7	0	0	0	1	0	8	9.30
1745 - 1800	0	0	11	0	0	1	2	0	14	17.10
Hourly Total	0	1	46	0	0	2	5	0	54	60.90
Hourly Average	0.00	0.25	11.50	0.00	0.00	0.50	1.25	0.00	13.50	15.23
1800 - 1815	0	0	3	0	1	0	2	0	6	8.60
1815 - 1830	0	0	7	0	0	0	2	0	9	11.60
1830 - 1845	0	0	4	0	0	0	1	0	5	6.30
1845 - 1900	0	0	4	0	4	1	0	0	9	9.50
Hourly Total	0	0	18	0	5	1	5	0	29	36.00
Hourly Average	0.00	0.00	4.50	0.00	1.25	0.25	1.25	0.00	7.25	9.00
Session Total	1	5	114	0	10	5	18	0	153	175.10
Session Average	0.08	0.42	9.50	0.00	0.83	0.42	1.50	0.00	12.75	14.59

Date
Thursday 25 April 2019

Weather
Light Rain
Temp: 10°C

0700 - 1000 (Thursday AM Peak)

TIME	Movement 4.11: Right from Industrial Estate Stallingborough Access to North Moss Lane								Original Data	
	P/CYCLE	M/CYCLE	CAR	TAXI	LGV	OGV1	OGV2	BUS/COACH	TOTAL	PCU TOTAL
0700 - 0715	0	0	9	0	0	0	2	0	11	13.60
0715 - 0730	1	0	9	0	0	0	2	0	12	13.80
0730 - 0745	0	0	13	0	3	0	2	1	19	22.60

0745 - 0800	0	0	17	0	2	0	1	1	21	23.30
Hourly Total	1	0	48	0	5	0	7	2	63	73.30
Hourly Average	0.25	0.00	12.00	0.00	1.25	0.00	1.75	0.50	15.75	18.33
0800 - 0815	0	0	13	0	3	1	1	0	18	19.80
0815 - 0830	0	0	9	0	0	0	1	0	10	11.30
0830 - 0845	0	0	6	0	1	1	0	0	8	8.50
0845 - 0900	1	0	8	0	2	1	0	0	12	11.70
Hourly Total	1	0	36	0	6	3	2	0	48	51.30
Hourly Average	0.25	0.00	9.00	0.00	1.50	0.75	0.50	0.00	12.00	12.83
0900 - 0915	0	0	2	0	2	0	3	0	7	10.90
0915 - 0930	0	0	2	0	2	0	3	0	7	10.90
0930 - 0945	0	0	4	0	0	0	2	0	6	8.60
0945 - 1000	0	0	5	0	2	1	2	0	10	13.10
Hourly Total	0	0	13	0	6	1	10	0	30	43.50
Hourly Average	0.00	0.00	3.25	0.00	1.50	0.25	2.50	0.00	7.50	10.88
Session Total	2	0	97	0	17	4	19	2	141	168.10
Session Average	0.17	0.00	8.08	0.00	1.42	0.33	1.58	0.17	11.75	14.01

Date
Thursday 25 April 2019

Weather
Sunny Intervals
Temp: 12°C

1600 - 1900 (Thursday PM Peak)

TIME	Movement 4.11: Right from Industrial Estate Stallingborough Access to North Moss Lane								Original Data	
	P/CYCLE	M/CYCLE	CAR	TAXI	LGV	OGV1	OGV2	BUS/COACH	TOTAL	PCU TOTAL
1600 - 1615	0	4	22	0	2	3	0	0	31	30.10
1615 - 1630	0	0	13	0	3	0	6	0	22	29.80
1630 - 1645	0	0	18	0	1	0	4	0	23	28.20
1645 - 1700	0	0	10	0	0	0	2	0	12	14.60
Hourly Total	0	4	63	0	6	3	12	0	88	102.70
Hourly Average	0.00	1.00	15.75	0.00	1.50	0.75	3.00	0.00	22.00	25.68
1700 - 1715	0	0	14	0	2	1	0	0	17	17.50
1715 - 1730	0	1	19	0	0	2	0	0	22	22.40
1730 - 1745	0	0	8	0	1	1	2	0	12	15.10
1745 - 1800	0	0	3	0	0	0	0	0	3	3.00
Hourly Total	0	1	44	0	3	4	2	0	54	58.00
Hourly Average	0.00	0.25	11.00	0.00	0.75	1.00	0.50	0.00	13.50	14.50
1800 - 1815	0	0	5	0	0	0	1	0	6	7.30
1815 - 1830	0	0	3	0	0	0	0	0	3	3.00
1830 - 1845	0	0	1	0	0	0	1	0	2	3.30
1845 - 1900	0	0	4	0	0	0	0	0	4	4.00
Hourly Total	0	0	13	0	0	0	2	0	15	17.60
Hourly Average	0.00	0.00	3.25	0.00	0.00	0.00	0.50	0.00	3.75	4.40
Session Total	0	5	120	0	9	7	16	0	157	178.30
Session Average	0.00	0.42	10.00	0.00	0.75	0.58	1.33	0.00	13.08	14.86

Immingham, Lincolnshire
Classified Junction Count

Site 4 of 9
Kiln Lane
North Moss Lane
Industrial Estate Stallingborough Access
Trondheim Way

Lat/Long
lat 53.605304° lon -0.179178°

Date
Wednesday 24 April 2019

Weather
Sunny Intervals
Temp: 15°C

0700 - 1000 (Wednesday AM Peak)

TIME	Movement 4.12: U-Turn from Industrial Estate Stallingborough Access to Industrial Estate Stallingborough Access								Original Data	
	P/CYCLE	M/CYCLE	CAR	TAXI	LGV	OGV1	OGV2	BUS/COACH	TOTAL	PCU TOTAL
0700 - 0715	0	0	1	0	0	0	0	0	1	1.00
0715 - 0730	0	0	1	0	0	0	0	0	1	1.00
0730 - 0745	0	0	5	1	0	0	0	0	6	6.00
0745 - 0800	0	0	11	0	1	0	0	0	12	12.00
Hourly Total	0	0	18	1	1	0	0	0	20	20.00
Hourly Average	0.00	0.00	4.50	0.25	0.25	0.00	0.00	0.00	5.00	5.00
0800 - 0815	0	0	2	0	0	0	0	0	2	2.00
0815 - 0830	0	0	1	0	0	0	0	0	1	1.00
0830 - 0845	0	0	0	0	0	0	0	0	0	0.00
0845 - 0900	0	0	0	0	0	0	0	0	0	0.00
Hourly Total	0	0	3	0	0	0	0	0	3	3.00
Hourly Average	0.00	0.00	0.75	0.00	0.00	0.00	0.00	0.00	0.75	0.75
0900 - 0915	0	0	2	0	0	0	0	0	2	2.00
0915 - 0930	0	0	2	0	0	0	0	0	2	2.00
0930 - 0945	0	0	0	0	0	0	0	0	0	0.00
0945 - 1000	0	0	4	0	0	0	0	0	4	4.00
Hourly Total	0	0	8	0	0	0	0	0	8	8.00
Hourly Average	0.00	0.00	2.00	0.00	0.00	0.00	0.00	0.00	2.00	2.00
Session Total	0	0	29	1	1	0	0	0	31	31.00
Session Average	0.00	0.00	2.42	0.08	0.08	0.00	0.00	0.00	2.58	2.58

Date
Wednesday 24 April 2019

Weather
Sunny Intervals
Temp: 16°C

1600 - 1900 (Wednesday PM Peak)

TIME	Movement 4.12: U-Turn from Industrial Estate Stallingborough Access to Industrial Estate Stallingborough Access								Original Data	
	P/CYCLE	M/CYCLE	CAR	TAXI	LGV	OGV1	OGV2	BUS/COACH	TOTAL	PCU TOTAL
1600 - 1615	0	0	26	0	2	0	0	0	28	28.00
1615 - 1630	0	0	14	0	0	0	0	0	14	14.00
1630 - 1645	0	0	2	0	0	0	0	0	2	2.00
1645 - 1700	0	0	1	0	0	0	0	0	1	1.00
Hourly Total	0	0	43	0	2	0	0	0	45	45.00
Hourly Average	0.00	0.00	10.75	0.00	0.50	0.00	0.00	0.00	11.25	11.25
1700 - 1715	0	0	3	0	0	0	0	0	3	3.00
1715 - 1730	0	0	0	0	0	0	0	0	0	0.00
1730 - 1745	0	0	0	0	0	0	0	0	0	0.00
1745 - 1800	0	0	0	0	0	0	0	0	0	0.00
Hourly Total	0	0	3	0	0	0	0	0	3	3.00
Hourly Average	0.00	0.00	0.75	0.00	0.00	0.00	0.00	0.00	0.75	0.75
1800 - 1815	0	0	0	0	0	0	0	0	0	0.00
1815 - 1830	0	0	0	0	0	0	0	0	0	0.00
1830 - 1845	0	0	1	0	0	0	0	0	1	1.00
1845 - 1900	0	0	0	0	0	0	0	0	0	0.00
Hourly Total	0	0	1	0	0	0	0	0	1	1.00
Hourly Average	0.00	0.00	0.25	0.00	0.00	0.00	0.00	0.00	0.25	0.25
Session Total	0	0	47	0	2	0	0	0	49	49.00
Session Average	0.00	0.00	3.92	0.00	0.17	0.00	0.00	0.00	4.08	4.08

Date
Thursday 25 April 2019

Weather
Light Rain
Temp: 10°C

0700 - 1000 (Thursday AM Peak)

TIME	Movement 4.12: U-Turn from Industrial Estate Stallingborough Access to Industrial Estate Stallingborough Access								Original Data	
	P/CYCLE	M/CYCLE	CAR	TAXI	LGV	OGV1	OGV2	BUS/COACH	TOTAL	PCU TOTAL
0700 - 0715	0	0	1	0	0	0	0	0	1	1.00
0715 - 0730	0	0	0	0	0	0	0	0	0	0.00
0730 - 0745	0	0	3	0	0	0	0	0	3	3.00

0745 - 0800	0	0	7	0	0	0	0	0	7	7.00
Hourly Total	0	0	11	0	0	0	0	0	11	11.00
Hourly Average	0.00	0.00	2.75	0.00	0.00	0.00	0.00	0.00	2.75	2.75
0800 - 0815	0	0	1	0	0	0	0	0	1	1.00
0815 - 0830	0	0	0	0	0	0	0	0	0	0.00
0830 - 0845	0	0	0	0	1	0	0	0	1	1.00
0845 - 0900	0	0	2	0	0	0	1	0	3	4.30
Hourly Total	0	0	3	0	1	0	1	0	5	6.30
Hourly Average	0.00	0.00	0.75	0.00	0.25	0.00	0.25	0.00	1.25	1.58
0900 - 0915	0	0	1	0	0	0	0	0	1	1.00
0915 - 0930	0	0	0	0	0	0	0	0	0	0.00
0930 - 0945	0	0	0	0	0	0	0	0	0	0.00
0945 - 1000	0	0	2	0	0	0	0	0	2	2.00
Hourly Total	0	0	3	0	0	0	0	0	3	3.00
Hourly Average	0.00	0.00	0.75	0.00	0.00	0.00	0.00	0.00	0.75	0.75
Session Total	0	0	17	0	1	0	1	0	19	20.30
Session Average	0.00	0.00	1.42	0.00	0.08	0.00	0.08	0.00	1.58	1.69

Date
Thursday 25 April 2019

Weather
Sunny Intervals
Temp: 12°C

1600 - 1900 (Thursday PM Peak)

TIME	Movement 4.12: U-Turn from Industrial Estate Stallingborough Access to Industrial Estate Stallingborough Access								Original Data	
	P/CYCLE	M/CYCLE	CAR	TAXI	LGV	OGV1	OGV2	BUS/COACH	TOTAL	PCU TOTAL
1600 - 1615	0	0	13	1	2	0	0	0	16	16.00
1615 - 1630	0	0	5	0	0	0	0	0	5	5.00
1630 - 1645	0	0	4	0	0	0	0	0	4	4.00
1645 - 1700	0	0	2	0	1	0	0	0	3	3.00
Hourly Total	0	0	24	1	3	0	0	0	28	28.00
Hourly Average	0.00	0.00	6.00	0.25	0.75	0.00	0.00	0.00	7.00	7.00
1700 - 1715	0	0	3	0	0	0	0	0	3	3.00
1715 - 1730	0	0	0	0	0	0	0	0	0	0.00
1730 - 1745	0	0	1	0	0	0	0	0	1	1.00
1745 - 1800	0	0	0	0	0	0	0	0	0	0.00
Hourly Total	0	0	4	0	0	0	0	0	4	4.00
Hourly Average	0.00	0.00	1.00	0.00	0.00	0.00	0.00	0.00	1.00	1.00
1800 - 1815	0	0	0	0	0	0	0	0	0	0.00
1815 - 1830	0	0	0	0	0	0	0	0	0	0.00
1830 - 1845	0	0	0	0	0	0	0	0	0	0.00
1845 - 1900	0	0	0	0	0	0	0	0	0	0.00
Hourly Total	0	0	0	0	0	0	0	0	0	0.00
Hourly Average	0.00	0.00	0.00	0.00	0.00	0.00	0.00	0.00	0.00	0.00
Session Total	0	0	28	1	3	0	0	0	32	32.00
Session Average	0.00	0.00	2.33	0.08	0.25	0.00	0.00	0.00	2.67	2.67

Immingham, Lincolnshire
Classified Junction Count

Site 4 of 9
Kiln Lane
North Moss Lane
Industrial Estate Stallingborough Access
Trondheim Way

Lat/Long
lat 53.605304° lon -0.179178°

Date
Wednesday 24 April 2019

Weather
Sunny Intervals
Temp: 15°C

0700 - 1000 (Wednesday AM Peak)

TIME	Movement 4.13: Left from Trondheim Way to Kiln Lane								Original Data	
	P/CYCLE	M/CYCLE	CAR	TAXI	LGV	OGV1	OGV2	BUS/COACH	TOTAL	PCU TOTAL
0700 - 0715	0	0	0	0	0	0	1	0	1	2.30
0715 - 0730	0	0	1	0	0	0	0	0	1	1.00
0730 - 0745	0	0	0	0	0	0	0	0	0	0.00
0745 - 0800	0	0	0	0	0	0	1	0	1	2.30
Hourly Total	0	0	1	0	0	0	2	0	3	5.60
Hourly Average	0.00	0.00	0.25	0.00	0.00	0.00	0.50	0.00	0.75	1.40
0800 - 0815	0	0	0	1	0	0	0	0	1	1.00
0815 - 0830	0	0	1	0	0	0	2	0	3	5.60
0830 - 0845	0	0	0	0	0	1	0	0	1	1.50
0845 - 0900	0	0	0	0	1	1	0	0	2	2.50
Hourly Total	0	0	1	1	1	2	2	0	7	10.60
Hourly Average	0.00	0.00	0.25	0.25	0.25	0.50	0.50	0.00	1.75	2.65
0900 - 0915	0	0	1	0	1	1	1	0	3	4.30
0915 - 0930	0	0	0	0	0	1	0	0	1	1.50
0930 - 0945	0	0	1	0	2	2	3	0	8	12.90
0945 - 1000	0	0	0	0	0	0	0	0	0	0.00
Hourly Total	0	0	2	0	3	3	4	0	12	18.70
Hourly Average	0.00	0.00	0.50	0.00	0.75	0.75	1.00	0.00	3.00	4.68
Session Total	0	0	4	1	4	5	8	0	22	34.90
Session Average	0.00	0.00	0.33	0.08	0.33	0.42	0.67	0.00	1.83	2.91

Date
Wednesday 24 April 2019

Weather
Sunny Intervals
Temp: 16°C

1600 - 1900 (Wednesday PM Peak)

TIME	Movement 4.13: Left from Trondheim Way to Kiln Lane								Original Data	
	P/CYCLE	M/CYCLE	CAR	TAXI	LGV	OGV1	OGV2	BUS/COACH	TOTAL	PCU TOTAL
1600 - 1615	0	0	0	0	0	1	0	0	1	1.50
1615 - 1630	0	0	3	0	1	0	1	0	5	6.30
1630 - 1645	0	0	1	0	2	2	2	0	7	10.60
1645 - 1700	0	0	0	0	0	0	1	0	1	2.30
Hourly Total	0	0	4	0	3	3	4	0	14	20.70
Hourly Average	0.00	0.00	1.00	0.00	0.75	0.75	1.00	0.00	3.50	5.18
1700 - 1715	0	0	0	0	1	0	1	0	2	3.30
1715 - 1730	0	0	0	0	2	0	0	1	3	4.00
1730 - 1745	0	0	0	0	0	0	0	0	0	0.00
1745 - 1800	0	0	1	0	0	0	0	0	1	1.00
Hourly Total	0	0	1	0	3	0	1	1	6	8.30
Hourly Average	0.00	0.00	0.25	0.00	0.75	0.00	0.25	0.25	1.50	2.08
1800 - 1815	0	0	1	0	0	0	0	0	1	1.00
1815 - 1830	0	0	0	0	0	1	0	0	1	1.50
1830 - 1845	0	0	0	0	0	0	0	0	0	0.00
1845 - 1900	0	0	0	0	0	0	0	0	0	0.00
Hourly Total	0	0	1	0	0	1	0	0	2	2.50
Hourly Average	0.00	0.00	0.25	0.00	0.00	0.25	0.00	0.00	0.50	0.63
Session Total	0	0	6	0	6	4	5	1	22	31.50
Session Average	0.00	0.00	0.50	0.00	0.50	0.33	0.42	0.08	1.83	2.63

Date
Thursday 25 April 2019

Weather
Light Rain
Temp: 10°C

0700 - 1000 (Thursday AM Peak)

TIME	Movement 4.13: Left from Trondheim Way to Kiln Lane								Original Data	
	P/CYCLE	M/CYCLE	CAR	TAXI	LGV	OGV1	OGV2	BUS/COACH	TOTAL	PCU TOTAL
0700 - 0715	0	0	1	0	0	0	1	0	2	3.30
0715 - 0730	0	0	0	0	0	0	1	0	1	2.30
0730 - 0745	0	0	0	0	0	0	1	0	1	2.30

0745 - 0800	0	0	1	0	0	0	2	0	3	5.60
Hourly Total	0	0	2	0	0	0	5	0	7	13.50
Hourly Average	0.00	0.00	0.50	0.00	0.00	0.00	1.25	0.00	1.75	3.38
0800 - 0815	0	0	1	0	0	0	0	0	1	1.00
0815 - 0830	0	0	1	0	0	2	2	0	5	8.60
0830 - 0845	0	0	0	0	0	0	1	0	1	2.30
0845 - 0900	0	0	0	0	0	1	0	0	1	1.50
Hourly Total	0	0	2	0	0	3	3	0	8	13.40
Hourly Average	0.00	0.00	0.50	0.00	0.00	0.75	0.75	0.00	2.00	3.35
0900 - 0915	0	0	0	0	2	2	2	0	6	9.60
0915 - 0930	0	0	1	0	2	1	1	0	5	6.80
0930 - 0945	0	0	0	0	1	2	1	0	4	6.30
0945 - 1000	0	0	2	0	0	2	1	0	5	7.30
Hourly Total	0	0	3	0	5	7	5	0	20	30.00
Hourly Average	0.00	0.00	0.75	0.00	1.25	1.75	1.25	0.00	5.00	7.50
Session Total	0	0	7	0	5	10	13	0	35	56.90
Session Average	0.00	0.00	0.58	0.00	0.42	0.83	1.08	0.00	2.92	4.74

Date
Thursday 25 April 2019

Weather
Sunny Intervals
Temp: 12°C

1600 - 1900 (Thursday PM Peak)

TIME	Movement 4.13: Left from Trondheim Way to Kiln Lane								Original Data	
	P/CYCLE	M/CYCLE	CAR	TAXI	LGV	OGV1	OGV2	BUS/COACH	TOTAL	PCU TOTAL
1600 - 1615	0	0	0	0	1	0	2	0	3	5.60
1615 - 1630	0	0	0	0	1	2	1	0	4	6.30
1630 - 1645	0	0	0	0	0	1	2	0	3	6.10
1645 - 1700	0	0	0	0	1	0	0	0	1	1.00
Hourly Total	0	0	0	0	3	3	5	0	11	19.00
Hourly Average	0.00	0.00	0.00	0.00	0.75	0.75	1.25	0.00	2.75	4.75
1700 - 1715	0	0	0	0	1	0	0	0	1	1.00
1715 - 1730	0	0	0	0	0	1	0	0	1	1.50
1730 - 1745	0	0	0	0	1	0	0	0	1	1.00
1745 - 1800	0	0	0	0	0	1	0	0	1	1.50
Hourly Total	0	0	0	0	2	2	0	0	4	5.00
Hourly Average	0.00	0.00	0.00	0.00	0.50	0.50	0.00	0.00	1.00	1.25
1800 - 1815	0	0	0	0	0	0	0	0	0	0.00
1815 - 1830	0	0	0	0	0	0	0	0	0	0.00
1830 - 1845	0	0	0	0	0	0	0	0	0	0.00
1845 - 1900	0	0	1	0	0	0	0	0	1	1.00
Hourly Total	0	0	1	0	0	0	0	0	1	1.00
Hourly Average	0.00	0.00	0.25	0.00	0.00	0.00	0.00	0.00	0.25	0.25
Session Total	0	0	1	0	5	5	5	0	16	25.00
Session Average	0.00	0.00	0.08	0.00	0.42	0.42	0.42	0.00	1.33	2.08

0745 - 0800	0	0	0	0	0	0	0	0	0	0.00
Hourly Total	0	0	0	0	0	0	0	0	0	0.00
Hourly Average	0.00	0.00	0.00	0.00	0.00	0.00	0.00	0.00	0.00	0.00
0800 - 0815	0	0	1	0	0	0	0	0	1	1.00
0815 - 0830	0	0	0	0	0	0	0	0	0	0.00
0830 - 0845	0	0	0	0	0	0	0	0	0	0.00
0845 - 0900	0	0	0	0	0	0	0	0	0	0.00
Hourly Total	0	0	1	0	0	0	0	0	1	1.00
Hourly Average	0.00	0.00	0.25	0.00	0.00	0.00	0.00	0.00	0.25	0.25
0900 - 0915	0	0	0	0	0	0	0	0	0	0.00
0915 - 0930	0	0	0	0	0	0	0	0	0	0.00
0930 - 0945	0	0	1	0	0	0	0	0	1	1.00
0945 - 1000	0	0	0	0	0	0	0	0	0	0.00
Hourly Total	0	0	1	0	0	0	0	0	1	1.00
Hourly Average	0.00	0.00	0.25	0.00	0.00	0.00	0.00	0.00	0.25	0.25
Session Total	0	0	2	0	0	0	0	0	2	2.00
Session Average	0.00	0.00	0.17	0.00	0.00	0.00	0.00	0.00	0.17	0.17

Date
Thursday 25 April 2019

Weather
Sunny Intervals
Temp: 12°C

1600 - 1900 (Thursday PM Peak)

TIME	Movement 4.14: Southbound from Trondheim Way to North Moss Lane								Original Data	
	P/CYCLE	M/CYCLE	CAR	TAXI	LGV	OGV1	OGV2	BUS/COACH	TOTAL	PCU TOTAL
1600 - 1615	1	0	1	0	0	1	0	0	3	2.70
1615 - 1630	0	0	1	0	0	0	0	0	1	1.00
1630 - 1645	0	0	5	0	0	0	0	0	5	5.00
1645 - 1700	0	0	9	0	0	0	0	0	9	9.00
Hourly Total	1	0	16	0	0	1	0	0	18	17.70
Hourly Average	0.25	0.00	4.00	0.00	0.00	0.25	0.00	0.00	4.50	4.43
1700 - 1715	0	0	6	0	0	0	0	0	6	6.00
1715 - 1730	0	0	5	0	1	0	0	0	6	6.00
1730 - 1745	0	0	0	0	0	0	0	0	0	0.00
1745 - 1800	0	0	4	0	0	0	0	0	4	4.00
Hourly Total	0	0	15	0	1	0	0	0	16	16.00
Hourly Average	0.00	0.00	3.75	0.00	0.25	0.00	0.00	0.00	4.00	4.00
1800 - 1815	0	0	0	0	0	0	0	0	0	0.00
1815 - 1830	0	0	0	0	0	0	0	0	0	0.00
1830 - 1845	0	0	0	0	1	0	1	0	2	3.30
1845 - 1900	0	0	0	0	0	0	0	0	0	0.00
Hourly Total	0	0	0	0	1	0	1	0	2	3.30
Hourly Average	0.00	0.00	0.00	0.00	0.25	0.00	0.25	0.00	0.50	0.83
Session Total	1	0	31	0	2	1	1	0	36	37.00
Session Average	0.08	0.00	2.58	0.00	0.17	0.08	0.08	0.00	3.00	3.08

Immingham, Lincolnshire
Classified Junction Count

Site 4 of 9
Kiln Lane
North Moss Lane
Industrial Estate Stallingborough Access
Trondheim Way

Lat/Long
lat 53.605304° lon -0.179178°

Date
Wednesday 24 April 2019

Weather
Sunny Intervals
Temp: 15°C

0700 - 1000 (Wednesday AM Peak)

TIME	Movement 4.15: Right from Trondheim Way to Industrial Estate Stallingborough Access								Original Data	
	P/CYCLE	M/CYCLE	CAR	TAXI	LGV	OGV1	OGV2	BUS/COACH	TOTAL	PCU TOTAL
0700 - 0715	0	0	2	0	2	0	5	0	9	15.50
0715 - 0730	0	0	0	0	0	0	2	0	2	4.60
0730 - 0745	0	0	1	0	1	1	1	0	4	5.80
0745 - 0800	0	0	3	0	1	0	3	0	7	10.90
Hourly Total	0	0	6	0	4	1	11	0	22	36.80
Hourly Average	0.00	0.00	1.50	0.00	1.00	0.25	2.75	0.00	5.50	9.20
0800 - 0815	0	0	1	0	0	3	1	0	5	7.80
0815 - 0830	0	0	3	0	1	2	2	0	8	11.60
0830 - 0845	0	0	2	0	1	3	4	0	10	16.70
0845 - 0900	0	0	3	0	0	0	1	0	4	5.30
Hourly Total	0	0	9	0	2	8	8	0	27	41.40
Hourly Average	0.00	0.00	2.25	0.00	0.50	2.00	2.00	0.00	6.75	10.35
0900 - 0915	0	0	0	0	0	0	2	0	2	4.60
0915 - 0930	0	0	0	0	1	1	1	0	3	4.80
0930 - 0945	0	0	0	0	1	0	2	0	3	5.60
0945 - 1000	0	0	1	0	0	0	1	0	2	3.30
Hourly Total	0	0	1	0	2	1	6	0	10	18.30
Hourly Average	0.00	0.00	0.25	0.00	0.50	0.25	1.50	0.00	2.50	4.58
Session Total	0	0	16	0	8	10	25	0	59	96.50
Session Average	0.00	0.00	1.33	0.00	0.67	0.83	2.08	0.00	4.92	8.04

Date
Wednesday 24 April 2019

Weather
Sunny Intervals
Temp: 16°C

1600 - 1900 (Wednesday PM Peak)

TIME	Movement 4.15: Right from Trondheim Way to Industrial Estate Stallingborough Access								Original Data	
	P/CYCLE	M/CYCLE	CAR	TAXI	LGV	OGV1	OGV2	BUS/COACH	TOTAL	PCU TOTAL
1600 - 1615	1	0	4	0	1	0	3	0	9	12.10
1615 - 1630	0	0	16	0	2	1	3	0	22	26.40
1630 - 1645	1	0	15	0	1	1	4	0	22	26.90
1645 - 1700	0	0	8	0	2	3	1	0	14	16.80
Hourly Total	2	0	43	0	6	5	11	0	67	82.20
Hourly Average	0.50	0.00	10.75	0.00	1.50	1.25	2.75	0.00	16.75	20.55
1700 - 1715	0	0	7	0	0	0	1	0	8	9.30
1715 - 1730	0	0	12	0	2	0	0	0	14	14.00
1730 - 1745	0	0	8	0	1	1	1	0	11	12.80
1745 - 1800	1	0	8	0	0	1	0	0	10	9.70
Hourly Total	1	0	35	0	3	2	2	0	43	45.80
Hourly Average	0.25	0.00	8.75	0.00	0.75	0.50	0.50	0.00	10.75	11.45
1800 - 1815	0	0	10	0	0	1	0	0	11	11.50
1815 - 1830	0	0	2	0	1	1	1	0	5	6.80
1830 - 1845	0	0	11	0	1	0	0	0	12	12.00
1845 - 1900	0	0	7	0	0	0	2	0	9	11.60
Hourly Total	0	0	30	0	2	2	3	0	37	41.90
Hourly Average	0.00	0.00	7.50	0.00	0.50	0.50	0.75	0.00	9.25	10.48
Session Total	3	0	108	0	11	9	16	0	147	169.90
Session Average	0.25	0.00	9.00	0.00	0.92	0.75	1.33	0.00	12.25	14.16

Date
Thursday 25 April 2019

Weather
Light Rain
Temp: 10°C

0700 - 1000 (Thursday AM Peak)

TIME	Movement 4.15: Right from Trondheim Way to Industrial Estate Stallingborough Access								Original Data	
	P/CYCLE	M/CYCLE	CAR	TAXI	LGV	OGV1	OGV2	BUS/COACH	TOTAL	PCU TOTAL
0700 - 0715	0	0	1	0	0	1	2	0	4	7.10
0715 - 0730	0	0	2	0	1	2	4	0	9	15.20
0730 - 0745	0	0	1	0	0	2	2	0	5	8.60

0745 - 0800	0	0	0	0	2	3	2	0	7	11.10
Hourly Total	0	0	4	0	3	8	10	0	25	42.00
Hourly Average	0.00	0.00	1.00	0.00	0.75	2.00	2.50	0.00	6.25	10.50
0800 - 0815	0	0	1	0	2	5	1	0	9	12.80
0815 - 0830	0	0	0	0	2	0	1	0	3	4.30
0830 - 0845	0	0	0	0	0	0	3	0	3	6.90
0845 - 0900	0	0	0	0	2	3	1	0	6	8.80
Hourly Total	0	0	1	0	6	8	6	0	21	32.80
Hourly Average	0.00	0.00	0.25	0.00	1.50	2.00	1.50	0.00	5.25	8.20
0900 - 0915	0	0	2	0	2	2	2	0	8	11.60
0915 - 0930	0	0	2	0	1	1	2	0	6	9.10
0930 - 0945	0	0	0	0	1	0	0	1	2	3.00
0945 - 1000	0	0	0	0	2	1	4	0	7	12.70
Hourly Total	0	0	4	0	6	4	8	1	23	36.40
Hourly Average	0.00	0.00	1.00	0.00	1.50	1.00	2.00	0.25	5.75	9.10
Session Total	0	0	9	0	15	20	24	1	69	111.20
Session Average	0.00	0.00	0.75	0.00	1.25	1.67	2.00	0.08	5.75	9.27

Date
Thursday 25 April 2019

Weather
Sunny Intervals
Temp: 12°C

1600 - 1900 (Thursday PM Peak)

TIME	Movement 4.15: Right from Trondheim Way to Industrial Estate Stallingborough Access								Original Data	
	P/CYCLE	M/CYCLE	CAR	TAXI	LGV	OGV1	OGV2	BUS/COACH	TOTAL	PCU TOTAL
1600 - 1615	0	0	1	0	1	1	3	0	6	10.40
1615 - 1630	0	0	13	0	1	4	1	0	19	22.30
1630 - 1645	1	0	8	0	0	1	1	0	11	12.00
1645 - 1700	0	0	7	0	0	2	1	0	10	12.30
Hourly Total	1	0	29	0	2	8	6	0	46	57.00
Hourly Average	0.25	0.00	7.25	0.00	0.50	2.00	1.50	0.00	11.50	14.25
1700 - 1715	0	0	15	0	1	0	2	0	18	20.60
1715 - 1730	1	0	8	0	1	2	0	0	12	12.20
1730 - 1745	0	0	8	0	0	0	0	0	8	8.00
1745 - 1800	0	0	11	0	1	1	0	0	13	13.50
Hourly Total	1	0	42	0	3	3	2	0	51	54.30
Hourly Average	0.25	0.00	10.50	0.00	0.75	0.75	0.50	0.00	12.75	13.58
1800 - 1815	0	0	8	0	0	1	0	0	9	9.50
1815 - 1830	0	0	8	0	0	0	1	0	9	10.30
1830 - 1845	0	0	3	0	0	0	0	0	3	3.00
1845 - 1900	0	0	7	0	1	0	0	0	8	8.00
Hourly Total	0	0	26	0	1	1	1	0	29	30.80
Hourly Average	0.00	0.00	6.50	0.00	0.25	0.25	0.25	0.00	7.25	7.70
Session Total	2	0	97	0	6	12	9	0	126	142.10
Session Average	0.17	0.00	8.08	0.00	0.50	1.00	0.75	0.00	10.50	11.84

0745 - 0800	0	0	0	0	0	0	0	0	0	0	0.00
Hourly Total	0	0	0	0	0	0	1	0	1		2.30
Hourly Average	0.00	0.00	0.00	0.00	0.00	0.00	0.25	0.00	0.25		0.58
0800 - 0815	0	0	0	0	0	0	0	0	0		0.00
0815 - 0830	0	0	0	0	0	0	0	0	0		0.00
0830 - 0845	0	0	0	0	0	0	0	0	0		0.00
0845 - 0900	0	0	0	0	0	0	1	0	1		2.30
Hourly Total	0	0	0	0	0	0	1	0	1		2.30
Hourly Average	0.00	0.00	0.00	0.00	0.00	0.00	0.25	0.00	0.25		0.58
0900 - 0915	0	0	0	0	0	0	0	0	0		0.00
0915 - 0930	0	0	0	0	0	0	0	0	0		0.00
0930 - 0945	0	0	0	0	0	0	0	0	0		0.00
0945 - 1000	0	0	0	0	0	0	0	0	0		0.00
Hourly Total	0	0	0	0	0	0	0	0	0		0.00
Hourly Average	0.00	0.00	0.00	0.00	0.00	0.00	0.00	0.00	0.00		0.00
Session Total	0	0	0	0	0	0	2	0	2		4.60
Session Average	0.00	0.00	0.00	0.00	0.00	0.00	0.17	0.00	0.17		0.38

Date
Thursday 25 April 2019

Weather
Sunny Intervals
Temp: 12°C

1600 - 1900 (Thursday PM Peak)

TIME	Movement 4.16: U-Turn from Trondheim Way to Trondheim Way								Original Data	
	P/CYCLE	M/CYCLE	CAR	TAXI	LGV	OGV1	OGV2	BUS/COACH	TOTAL	PCU TOTAL
1600 - 1615	0	0	0	0	0	1	0	0	1	1.50
1615 - 1630	0	0	0	0	0	0	1	0	1	2.30
1630 - 1645	0	0	0	0	0	0	0	0	0	0.00
1645 - 1700	0	0	0	0	0	0	0	0	0	0.00
Hourly Total	0	0	0	0	0	1	1	0	2	3.80
Hourly Average	0.00	0.00	0.00	0.00	0.00	0.25	0.25	0.00	0.50	0.95
1700 - 1715	0	0	0	0	0	0	0	0	0	0.00
1715 - 1730	0	0	0	0	0	0	0	0	0	0.00
1730 - 1745	0	0	0	0	0	0	0	0	0	0.00
1745 - 1800	0	0	0	0	0	0	0	0	0	0.00
Hourly Total	0	0	0	0	0	0	0	0	0	0.00
Hourly Average	0.00	0.00	0.00	0.00	0.00	0.00	0.00	0.00	0.00	0.00
1800 - 1815	0	0	0	0	0	0	0	0	0	0.00
1815 - 1830	0	0	0	0	0	0	0	0	0	0.00
1830 - 1845	0	0	0	0	0	0	0	0	0	0.00
1845 - 1900	0	0	0	0	0	0	0	0	0	0.00
Hourly Total	0	0	0	0	0	0	0	0	0	0.00
Hourly Average	0.00	0.00	0.00	0.00	0.00	0.00	0.00	0.00	0.00	0.00
Session Total	0	0	0	0	0	1	1	0	2	3.80
Session Average	0.00	0.00	0.00	0.00	0.00	0.08	0.08	0.00	0.17	0.32

0745 - 0800	0	0	0	0	0	0	0	0	0	0.00
Hourly Total	0	0	0	0	0	0	0	0	0	0.00
Hourly Average	0.00	0.00	0.00	0.00	0.00	0.00	0.00	0.00	0.00	0.00
0800 - 0815	0	0	0	0	0	0	0	0	0	0.00
0815 - 0830	0	0	0	0	0	1	0	0	1	1.50
0830 - 0845	0	0	1	0	0	0	0	0	1	1.00
0845 - 0900	0	0	0	0	0	0	0	0	0	0.00
Hourly Total	0	0	1	0	0	1	0	0	2	2.50
Hourly Average	0.00	0.00	0.25	0.00	0.00	0.25	0.00	0.00	0.50	0.63
0900 - 0915	0	0	0	0	1	0	0	0	1	1.00
0915 - 0930	0	0	0	0	0	0	0	0	0	0.00
0930 - 0945	0	0	0	0	0	0	0	0	0	0.00
0945 - 1000	0	0	0	0	0	0	0	0	0	0.00
Hourly Total	0	0	0	0	1	0	0	0	1	1.00
Hourly Average	0.00	0.00	0.00	0.00	0.25	0.00	0.00	0.00	0.25	0.25
Session Total	0	0	1	0	1	1	0	0	3	3.50
Session Average	0.00	0.00	0.08	0.00	0.08	0.08	0.00	0.00	0.25	0.29

Date
Thursday 25 April 2019

Weather
Sunny Intervals
Temp: 12°C

1600 - 1900 (Thursday PM Peak)

TIME	Movement 5.1: Left from Industrial Estate Stallingborough Access to Local Road								Original Data	
	P/CYCLE	M/CYCLE	CAR	TAXI	LGV	OGV1	OGV2	BUS/COACH	TOTAL	PCU TOTAL
1600 - 1615	0	0	0	0	1	0	0	0	1	1.00
1615 - 1630	0	0	0	0	0	0	0	0	0	0.00
1630 - 1645	0	0	0	0	0	0	0	0	0	0.00
1645 - 1700	0	0	0	0	0	0	0	0	0	0.00
Hourly Total	0	0	0	0	1	0	0	0	1	1.00
Hourly Average	0.00	0.00	0.00	0.00	0.25	0.00	0.00	0.00	0.25	0.25
1700 - 1715	0	0	0	0	0	0	0	0	0	0.00
1715 - 1730	0	0	0	0	0	0	0	0	0	0.00
1730 - 1745	0	0	0	0	1	0	0	0	1	1.00
1745 - 1800	0	0	0	0	0	0	0	0	0	0.00
Hourly Total	0	0	0	0	1	0	0	0	1	1.00
Hourly Average	0.00	0.00	0.00	0.00	0.25	0.00	0.00	0.00	0.25	0.25
1800 - 1815	0	0	0	0	0	0	0	0	0	0.00
1815 - 1830	0	0	1	0	0	0	0	0	1	1.00
1830 - 1845	0	0	0	0	0	0	0	0	0	0.00
1845 - 1900	0	0	0	0	0	0	0	0	0	0.00
Hourly Total	0	0	1	0	0	0	0	0	1	1.00
Hourly Average	0.00	0.00	0.25	0.00	0.00	0.00	0.00	0.00	0.25	0.25
Session Total	0	0	1	0	2	0	0	0	3	3.00
Session Average	0.00	0.00	0.08	0.00	0.17	0.00	0.00	0.00	0.25	0.25

Immingham, Lincolnshire
Classified Junction Count

Site 5 of 9
Industrial Estate Stallingborough Access
Local Road
A1173 (West)
A1173 (North)

Lat/Long
lat 53.603648° lon -0.185609°

Date
Wednesday 24 April 2019

Weather
Sunny Intervals
Temp: 15°C

0700 - 1000 (Wednesday AM Peak)

TIME	Movement 5.2: Left from Industrial Estate Stallingborough Access to A1173 (West)								Original Data	
	P/CYCLE	M/CYCLE	CAR	TAXI	LGV	OGV1	OGV2	BUS/COACH	TOTAL	PCU TOTAL
0700 - 0715	0	0	12	0	7	1	10	0	30	43.50
0715 - 0730	0	0	8	0	1	1	17	0	27	49.60
0730 - 0745	0	1	11	1	5	5	12	0	35	52.50
0745 - 0800	0	2	17	0	5	3	15	0	42	61.80
Hourly Total	0	3	48	1	18	10	54	0	134	207.40
Hourly Average	0.00	0.75	12.00	0.25	4.50	2.50	13.50	0.00	33.50	51.85
0800 - 0815	0	0	13	0	9	5	14	0	41	61.70
0815 - 0830	0	0	16	2	5	6	16	0	45	68.80
0830 - 0845	1	1	12	0	9	8	13	0	44	63.50
0845 - 0900	0	0	14	0	5	3	16	0	38	60.30
Hourly Total	1	1	55	2	28	22	59	0	168	254.30
Hourly Average	0.25	0.25	13.75	0.50	7.00	5.50	14.75	0.00	42.00	63.58
0900 - 0915	0	0	8	0	14	2	12	0	36	52.60
0915 - 0930	0	0	16	0	7	6	11	0	40	57.30
0930 - 0945	0	0	7	0	6	9	13	0	35	56.40
0945 - 1000	0	0	20	0	9	9	9	0	47	63.20
Hourly Total	0	0	51	0	36	26	45	0	158	229.50
Hourly Average	0.00	0.00	12.75	0.00	9.00	6.50	11.25	0.00	39.50	57.38
Session Total	1	4	154	3	82	58	158	0	460	691.20
Session Average	0.08	0.33	12.83	0.25	6.83	4.83	13.17	0.00	38.33	57.60

Date
Wednesday 24 April 2019

Weather
Sunny Intervals
Temp: 16°C

1600 - 1900 (Wednesday PM Peak)

TIME	Movement 5.2: Left from Industrial Estate Stallingborough Access to A1173 (West)								Original Data	
	P/CYCLE	M/CYCLE	CAR	TAXI	LGV	OGV1	OGV2	BUS/COACH	TOTAL	PCU TOTAL
1600 - 1615	0	0	93	0	14	3	12	0	122	139.10
1615 - 1630	0	0	103	0	17	3	9	0	132	145.20
1630 - 1645	0	1	108	0	7	0	13	0	129	145.30
1645 - 1700	0	1	91	0	14	4	15	0	125	145.90
Hourly Total	0	2	395	0	52	10	49	0	508	575.50
Hourly Average	0.00	0.50	98.75	0.00	13.00	2.50	12.25	0.00	127.00	143.88
1700 - 1715	0	0	102	0	7	0	9	0	118	129.70
1715 - 1730	0	0	51	0	5	1	7	0	64	73.60
1730 - 1745	0	0	45	0	12	0	5	0	62	68.50
1745 - 1800	0	1	37	0	6	2	4	0	50	55.60
Hourly Total	0	1	235	0	30	3	25	0	294	327.40
Hourly Average	0.00	0.25	58.75	0.00	7.50	0.75	6.25	0.00	73.50	81.85
1800 - 1815	0	0	60	0	4	2	8	0	74	85.40
1815 - 1830	0	0	22	0	2	1	3	0	28	32.40
1830 - 1845	0	0	61	0	8	1	3	0	73	77.40
1845 - 1900	0	0	42	0	3	0	3	0	48	51.90
Hourly Total	0	0	185	0	17	4	17	0	223	247.10
Hourly Average	0.00	0.00	46.25	0.00	4.25	1.00	4.25	0.00	55.75	61.78
Session Total	0	3	815	0	99	17	91	0	1025	1150.00
Session Average	0.00	0.25	67.92	0.00	8.25	1.42	7.58	0.00	85.42	95.83

Date
Thursday 25 April 2019

Weather
Light Rain
Temp: 10°C

0700 - 1000 (Thursday AM Peak)

TIME	Movement 5.2: Left from Industrial Estate Stallingborough Access to A1173 (West)								Original Data	
	P/CYCLE	M/CYCLE	CAR	TAXI	LGV	OGV1	OGV2	BUS/COACH	TOTAL	PCU TOTAL
0700 - 0715	0	0	7	0	5	0	14	0	27	44.60
0715 - 0730	0	1	8	0	4	4	19	0	36	62.10
0730 - 0745	0	1	9	0	3	7	11	0	31	48.20

0745 - 0800	0	1	16	0	5	12	13	0	47	69.30
Hourly Total	0	4	40	0	17	23	57	0	141	224.20
Hourly Average	0.00	1.00	10.00	0.00	4.25	5.75	14.25	0.00	35.25	56.05
0800 - 0815	0	0	13	0	7	7	14	0	41	62.70
0815 - 0830	0	0	8	0	7	4	14	1	34	55.20
0830 - 0845	0	0	16	0	8	7	11	0	42	59.80
0845 - 0900	1	0	22	0	10	6	6	0	45	55.00
Hourly Total	1	0	59	0	32	24	45	1	162	232.70
Hourly Average	0.25	0.00	14.75	0.00	8.00	6.00	11.25	0.25	40.50	58.18
0900 - 0915	0	0	10	0	4	4	15	0	33	54.50
0915 - 0930	0	0	19	0	9	6	11	0	45	62.30
0930 - 0945	0	0	17	0	7	6	12	0	42	60.60
0945 - 1000	0	0	12	0	8	6	6	0	32	42.80
Hourly Total	0	0	58	0	28	22	44	0	152	220.20
Hourly Average	0.00	0.00	14.50	0.00	7.00	5.50	11.00	0.00	38.00	55.05
Session Total	1	4	157	0	77	69	146	1	455	677.10
Session Average	0.08	0.33	13.08	0.00	6.42	5.75	12.17	0.08	37.92	56.43

Date
Thursday 25 April 2019

Weather
Sunny Intervals
Temp: 12°C

1600 - 1900 (Thursday PM Peak)

TIME	Movement 5.2: Left from Industrial Estate Stallingborough Access to A1173 (West)								Original Data	
	P/CYCLE	M/CYCLE	CAR	TAXI	LGV	OGV1	OGV2	BUS/COACH	TOTAL	PCU TOTAL
1600 - 1615	0	0	115	0	20	4	6	0	145	154.80
1615 - 1630	0	0	80	0	11	5	6	0	102	112.30
1630 - 1645	0	1	112	1	8	3	5	0	130	137.40
1645 - 1700	0	0	69	0	5	5	11	0	90	106.80
Hourly Total	0	1	376	1	44	17	28	0	467	511.30
Hourly Average	0.00	0.25	94.00	0.25	11.00	4.25	7.00	0.00	116.75	127.83
1700 - 1715	0	0	88	0	12	0	10	0	110	123.00
1715 - 1730	0	0	60	0	5	1	6	0	72	80.30
1730 - 1745	0	2	70	1	13	0	8	0	94	103.20
1745 - 1800	0	1	50	0	9	1	8	0	69	79.30
Hourly Total	0	3	268	1	39	2	32	0	345	385.80
Hourly Average	0.00	0.75	67.00	0.25	9.75	0.50	8.00	0.00	86.25	96.45
1800 - 1815	0	2	69	0	4	1	3	0	79	82.20
1815 - 1830	0	0	35	0	1	2	6	0	44	52.80
1830 - 1845	0	0	32	0	7	0	7	0	46	55.10
1845 - 1900	0	1	27	0	6	1	4	0	39	44.10
Hourly Total	0	3	163	0	18	4	20	0	208	234.20
Hourly Average	0.00	0.75	40.75	0.00	4.50	1.00	5.00	0.00	52.00	58.55
Session Total	0	7	807	2	101	23	80	0	1020	1131.30
Session Average	0.00	0.58	67.25	0.17	8.42	1.92	6.67	0.00	85.00	94.28

Immingham, Lincolnshire
Classified Junction Count

Site 5 of 9
Industrial Estate Stallingborough Access
Local Road
A1173 (West)
A1173 (North)

Lat/Long
lat 53.603648° lon -0.185609°

Date
Wednesday 24 April 2019

Weather
Sunny Intervals
Temp: 15°C

0700 - 1000 (Wednesday AM Peak)

TIME	Movement 5.3: Right from Industrial Estate Stallingborough Access to A1173 (North)								Original Data	
	P/CYCLE	M/CYCLE	CAR	TAXI	LGV	OGV1	OGV2	BUS/COACH	TOTAL	PCU TOTAL
0700 - 0715	0	0	6	0	0	4	5	0	15	23.50
0715 - 0730	0	0	3	2	1	2	2	0	10	13.60
0730 - 0745	0	0	6	1	1	5	3	0	16	22.40
0745 - 0800	0	0	7	0	2	1	0	0	10	10.50
Hourly Total	0	0	22	3	4	12	10	0	51	70.00
Hourly Average	0.00	0.00	5.50	0.75	1.00	3.00	2.50	0.00	12.75	17.50
0800 - 0815	0	0	7	0	1	4	4	0	16	23.20
0815 - 0830	0	0	10	0	3	8	3	1	25	33.90
0830 - 0845	0	0	8	0	6	0	3	0	17	20.90
0845 - 0900	0	0	14	0	5	4	1	0	24	27.30
Hourly Total	0	0	39	0	15	16	11	1	82	105.30
Hourly Average	0.00	0.00	9.75	0.00	3.75	4.00	2.75	0.25	20.50	26.33
0900 - 0915	0	0	6	0	5	1	2	0	14	17.10
0915 - 0930	0	0	5	0	0	0	1	0	6	7.30
0930 - 0945	0	0	4	0	2	2	0	0	8	9.00
0945 - 1000	0	0	5	0	4	1	2	0	12	15.10
Hourly Total	0	0	20	0	11	4	5	0	40	48.50
Hourly Average	0.00	0.00	5.00	0.00	2.75	1.00	1.25	0.00	10.00	12.13
Session Total	0	0	81	3	30	32	26	1	173	223.80
Session Average	0.00	0.00	6.75	0.25	2.50	2.67	2.17	0.08	14.42	18.65

Date
Wednesday 24 April 2019

Weather
Sunny Intervals
Temp: 16°C

1600 - 1900 (Wednesday PM Peak)

TIME	Movement 5.3: Right from Industrial Estate Stallingborough Access to A1173 (North)								Original Data	
	P/CYCLE	M/CYCLE	CAR	TAXI	LGV	OGV1	OGV2	BUS/COACH	TOTAL	PCU TOTAL
1600 - 1615	2	0	23	0	5	3	4	0	37	42.10
1615 - 1630	0	1	17	0	2	3	3	0	26	30.80
1630 - 1645	0	0	15	0	6	1	1	0	23	24.80
1645 - 1700	0	0	13	0	5	6	2	0	26	31.60
Hourly Total	2	1	68	0	18	13	10	0	112	129.30
Hourly Average	0.50	0.25	17.00	0.00	4.50	3.25	2.50	0.00	28.00	32.33
1700 - 1715	0	0	17	0	3	1	1	0	22	23.80
1715 - 1730	0	0	11	0	4	3	0	0	18	19.50
1730 - 1745	0	0	11	0	1	2	0	0	14	15.00
1745 - 1800	2	1	9	0	0	2	1	0	15	15.10
Hourly Total	2	1	48	0	8	8	2	0	69	73.40
Hourly Average	0.50	0.25	12.00	0.00	2.00	2.00	0.50	0.00	17.25	18.35
1800 - 1815	1	1	9	0	1	1	2	0	15	16.70
1815 - 1830	0	0	9	0	1	3	3	0	16	21.40
1830 - 1845	0	0	9	0	3	2	1	0	15	17.30
1845 - 1900	0	0	8	0	1	0	1	0	10	11.30
Hourly Total	1	1	35	0	6	6	7	0	56	66.70
Hourly Average	0.25	0.25	8.75	0.00	1.50	1.50	1.75	0.00	14.00	16.68
Session Total	5	3	151	0	32	27	19	0	237	269.40
Session Average	0.42	0.25	12.58	0.00	2.67	2.25	1.58	0.00	19.75	22.45

Date
Thursday 25 April 2019

Weather
Light Rain
Temp: 10°C

0700 - 1000 (Thursday AM Peak)

TIME	Movement 5.3: Right from Industrial Estate Stallingborough Access to A1173 (North)								Original Data	
	P/CYCLE	M/CYCLE	CAR	TAXI	LGV	OGV1	OGV2	BUS/COACH	TOTAL	PCU TOTAL
0700 - 0715	0	0	6	1	1	2	5	0	15	22.50
0715 - 0730	0	0	2	0	1	4	6	0	13	22.80
0730 - 0745	0	0	8	0	1	2	2	0	13	16.60

0745 - 0800	0	0	14	0	3	3	0	0	20	21.50
Hourly Total	0	0	30	1	6	11	13	0	61	83.40
Hourly Average	0.00	0.00	7.50	0.25	1.50	2.75	3.25	0.00	15.25	20.85
0800 - 0815	0	0	6	0	3	4	3	0	16	21.90
0815 - 0830	0	0	6	0	3	0	6	0	15	22.80
0830 - 0845	0	0	4	0	3	4	3	0	14	19.90
0845 - 0900	0	0	11	0	3	6	3	0	23	29.90
Hourly Total	0	0	27	0	12	14	15	0	68	94.50
Hourly Average	0.00	0.00	6.75	0.00	3.00	3.50	3.75	0.00	17.00	23.63
0900 - 0915	0	0	13	0	1	6	3	0	23	29.90
0915 - 0930	0	0	3	0	5	0	3	0	11	14.90
0930 - 0945	0	0	5	0	1	3	3	0	12	17.40
0945 - 1000	0	0	1	0	9	2	4	1	17	24.20
Hourly Total	0	0	22	0	16	11	13	1	63	86.40
Hourly Average	0.00	0.00	5.50	0.00	4.00	2.75	3.25	0.25	15.75	21.60
Session Total	0	0	79	1	34	36	41	1	192	264.30
Session Average	0.00	0.00	6.58	0.08	2.83	3.00	3.42	0.08	16.00	22.03

Date
Thursday 25 April 2019

Weather
Sunny Intervals
Temp: 12°C

1600 - 1900 (Thursday PM Peak)

TIME	Movement 5.3: Right from Industrial Estate Stallingborough Access to A1173 (North)								Original Data	
	P/CYCLE	M/CYCLE	CAR	TAXI	LGV	OGV1	OGV2	BUS/COACH	TOTAL	PCU TOTAL
1600 - 1615	0	1	16	0	4	3	3	0	27	31.80
1615 - 1630	0	0	18	0	6	6	5	0	35	44.50
1630 - 1645	1	0	13	0	1	6	3	0	24	30.10
1645 - 1700	0	0	16	0	3	1	1	0	21	22.80
Hourly Total	1	1	63	0	14	16	12	0	107	129.20
Hourly Average	0.25	0.25	15.75	0.00	3.50	4.00	3.00	0.00	26.75	32.30
1700 - 1715	0	0	22	0	2	1	0	0	25	25.50
1715 - 1730	2	0	12	0	2	1	4	0	21	25.10
1730 - 1745	0	0	13	0	1	1	3	0	18	22.40
1745 - 1800	0	0	12	0	1	3	1	0	17	19.80
Hourly Total	2	0	59	0	6	6	8	0	81	92.80
Hourly Average	0.50	0.00	14.75	0.00	1.50	1.50	2.00	0.00	20.25	23.20
1800 - 1815	0	2	7	0	1	2	1	0	13	14.10
1815 - 1830	0	0	6	0	0	0	2	0	8	10.60
1830 - 1845	0	0	6	0	0	0	2	0	8	10.60
1845 - 1900	0	0	4	0	0	0	2	0	6	8.60
Hourly Total	0	2	23	0	1	2	7	0	35	43.90
Hourly Average	0.00	0.50	5.75	0.00	0.25	0.50	1.75	0.00	8.75	10.98
Session Total	3	3	145	0	21	24	27	0	223	265.90
Session Average	0.25	0.25	12.08	0.00	1.75	2.00	2.25	0.00	18.58	22.16

0745 - 0800	0	0	0	0	0	0	0	0	0	0	0.00
Hourly Total	0	0	0	0	0	0	0	0	0	0	0.00
Hourly Average	0.00	0.00	0.00	0.00	0.00	0.00	0.00	0.00	0.00	0.00	0.00
0800 - 0815	0	0	0	0	1	0	0	0	0	1	1.00
0815 - 0830	0	0	0	0	0	0	0	0	0	0	0.00
0830 - 0845	0	0	0	0	0	0	0	0	0	0	0.00
0845 - 0900	0	0	0	0	0	0	0	0	0	0	0.00
Hourly Total	0	0	0	0	1	0	0	0	0	1	1.00
Hourly Average	0.00	0.00	0.00	0.00	0.25	0.00	0.00	0.00	0.00	0.25	0.25
0900 - 0915	0	0	0	0	0	0	0	0	0	0	0.00
0915 - 0930	0	0	0	0	0	0	0	0	0	0	0.00
0930 - 0945	0	0	0	0	0	0	0	0	0	0	0.00
0945 - 1000	0	0	0	0	0	0	0	0	0	0	0.00
Hourly Total	0	0	0	0	0	0	0	0	0	0	0.00
Hourly Average	0.00	0.00	0.00	0.00	0.00	0.00	0.00	0.00	0.00	0.00	0.00
Session Total	0	0	0	0	1	0	0	0	0	1	1.00
Session Average	0.00	0.00	0.00	0.00	0.08	0.00	0.00	0.00	0.00	0.08	0.08

Date
Thursday 25 April 2019

Weather
Sunny Intervals
Temp: 12°C

1600 - 1900 (Thursday PM Peak)

TIME	Movement 5.5: Left from Local Road to A1173 (West)								Original Data	
	P/CYCLE	M/CYCLE	CAR	TAXI	LGV	OGV1	OGV2	BUS/COACH	TOTAL	PCU TOTAL
1600 - 1615	0	0	0	0	0	0	0	0	0	0.00
1615 - 1630	0	0	1	0	0	0	0	0	1	1.00
1630 - 1645	0	0	1	0	0	0	0	0	1	1.00
1645 - 1700	0	0	0	0	0	0	0	0	0	0.00
Hourly Total	0	0	2	0	0	0	0	0	2	2.00
Hourly Average	0.00	0.00	0.50	0.00	0.00	0.00	0.00	0.00	0.50	0.50
1700 - 1715	0	0	0	0	0	0	0	0	0	0.00
1715 - 1730	0	0	0	0	0	0	0	0	0	0.00
1730 - 1745	0	0	0	0	1	0	0	0	1	1.00
1745 - 1800	0	0	0	0	0	0	0	0	0	0.00
Hourly Total	0	0	0	0	1	0	0	0	1	1.00
Hourly Average	0.00	0.00	0.00	0.00	0.25	0.00	0.00	0.00	0.25	0.25
1800 - 1815	0	0	0	0	0	0	0	0	0	0.00
1815 - 1830	0	0	1	0	0	0	0	0	1	1.00
1830 - 1845	0	0	0	0	0	0	0	0	0	0.00
1845 - 1900	0	0	0	0	0	0	0	0	0	0.00
Hourly Total	0	0	1	0	0	0	0	0	1	1.00
Hourly Average	0.00	0.00	0.25	0.00	0.00	0.00	0.00	0.00	0.25	0.25
Session Total	0	0	3	0	1	0	0	0	4	4.00
Session Average	0.00	0.00	0.25	0.00	0.08	0.00	0.00	0.00	0.33	0.33

0745 - 0800	0	0	0	0	0	0	0	0	0	0	0.00
Hourly Total	0	0	0	0	0	0	0	0	0	0	0.00
Hourly Average	0.00	0.00	0.00	0.00	0.00	0.00	0.00	0.00	0.00	0.00	0.00
0800 - 0815	0	0	0	0	0	0	0	0	0	0	0.00
0815 - 0830	0	0	0	0	0	0	0	0	0	0	0.00
0830 - 0845	0	0	1	0	0	0	0	0	0	1	1.00
0845 - 0900	0	0	0	0	0	0	0	0	0	0	0.00
Hourly Total	0	0	1	0	0	0	0	0	0	1	1.00
Hourly Average	0.00	0.00	0.25	0.00	0.00	0.00	0.00	0.00	0.00	0.25	0.25
0900 - 0915	0	0	0	0	1	0	0	0	0	1	1.00
0915 - 0930	0	0	0	0	0	0	0	0	0	0	0.00
0930 - 0945	0	0	0	0	0	0	0	0	0	0	0.00
0945 - 1000	0	0	0	0	0	0	0	0	0	0	0.00
Hourly Total	0	0	0	0	1	0	0	0	0	1	1.00
Hourly Average	0.00	0.00	0.00	0.00	0.25	0.00	0.00	0.00	0.00	0.25	0.25
Session Total	0	0	1	0	1	0	0	0	0	2	2.00
Session Average	0.00	0.00	0.08	0.00	0.08	0.00	0.00	0.00	0.00	0.17	0.17

Date
Thursday 25 April 2019

Weather
Sunny Intervals
Temp: 12°C

1600 - 1900 (Thursday PM Peak)

TIME	Movement 5.6: Northbound from Local Road to A1173 (North)								Original Data	
	P/CYCLE	M/CYCLE	CAR	TAXI	LGV	OGV1	OGV2	BUS/COACH	TOTAL	PCU TOTAL
1600 - 1615	0	0	0	0	1	0	0	0	1	1.00
1615 - 1630	0	0	0	0	0	0	0	0	0	0.00
1630 - 1645	0	0	0	0	0	0	0	0	0	0.00
1645 - 1700	0	0	0	0	0	0	0	0	0	0.00
Hourly Total	0	0	0	0	1	0	0	0	1	1.00
Hourly Average	0.00	0.00	0.00	0.00	0.25	0.00	0.00	0.00	0.25	0.25
1700 - 1715	0	0	0	0	0	0	0	0	0	0.00
1715 - 1730	0	0	1	0	0	0	0	0	1	1.00
1730 - 1745	0	0	0	0	0	0	0	0	0	0.00
1745 - 1800	0	0	0	0	0	0	0	0	0	0.00
Hourly Total	0	0	1	0	0	0	0	0	1	1.00
Hourly Average	0.00	0.00	0.25	0.00	0.00	0.00	0.00	0.00	0.25	0.25
1800 - 1815	0	0	0	0	0	0	0	0	0	0.00
1815 - 1830	0	0	0	0	0	0	0	0	0	0.00
1830 - 1845	0	0	0	0	0	0	0	0	0	0.00
1845 - 1900	0	0	0	0	0	0	0	0	0	0.00
Hourly Total	0	0	0	0	0	0	0	0	0	0.00
Hourly Average	0.00	0.00	0.00	0.00	0.00	0.00	0.00	0.00	0.00	0.00
Session Total	0	0	1	0	1	0	0	0	2	2.00
Session Average	0.00	0.00	0.08	0.00	0.08	0.00	0.00	0.00	0.17	0.17

0745 - 0800	0	0	0	0	0	0	0	0	0	0.00
Hourly Total	0	0	1	0	0	0	0	0	1	1.00
Hourly Average	0.00	0.00	0.25	0.00	0.00	0.00	0.00	0.00	0.25	0.25
0800 - 0815	0	0	0	0	0	0	0	0	0	0.00
0815 - 0830	0	0	0	0	0	0	0	0	0	0.00
0830 - 0845	0	0	0	0	0	0	0	0	0	0.00
0845 - 0900	0	0	1	0	0	1	0	0	2	2.50
Hourly Total	0	0	1	0	0	1	0	0	2	2.50
Hourly Average	0.00	0.00	0.25	0.00	0.00	0.25	0.00	0.00	0.50	0.63
0900 - 0915	0	0	0	0	0	0	0	0	0	0.00
0915 - 0930	0	0	0	0	0	0	0	0	0	0.00
0930 - 0945	0	0	0	0	0	0	0	0	0	0.00
0945 - 1000	0	0	0	0	0	0	0	0	0	0.00
Hourly Total	0	0	0	0	0	0	0	0	0	0.00
Hourly Average	0.00	0.00	0.00	0.00	0.00	0.00	0.00	0.00	0.00	0.00
Session Total	0	0	2	0	0	1	0	0	3	3.50
Session Average	0.00	0.00	0.17	0.00	0.00	0.08	0.00	0.00	0.25	0.29

Date
Thursday 25 April 2019

Weather
Sunny Intervals
Temp: 12°C

1600 - 1900 (Thursday PM Peak)

TIME	Movement 5.7: Right from Local Road to Industrial Estate Stallingborough Access								Original Data	
	P/CYCLE	M/CYCLE	CAR	TAXI	LGV	OGV1	OGV2	BUS/COACH	TOTAL	PCU TOTAL
1600 - 1615	0	0	0	0	1	0	0	0	1	1.00
1615 - 1630	0	0	0	0	0	0	0	0	0	0.00
1630 - 1645	0	0	0	0	0	0	0	0	0	0.00
1645 - 1700	0	0	0	0	0	0	0	0	0	0.00
Hourly Total	0	0	0	0	1	0	0	0	1	1.00
Hourly Average	0.00	0.00	0.00	0.00	0.25	0.00	0.00	0.00	0.25	0.25
1700 - 1715	0	0	0	0	0	0	0	0	0	0.00
1715 - 1730	0	0	0	0	0	0	0	0	0	0.00
1730 - 1745	0	0	0	0	0	0	0	0	0	0.00
1745 - 1800	0	0	0	0	0	0	0	0	0	0.00
Hourly Total	0	0	0	0	0	0	0	0	0	0.00
Hourly Average	0.00	0.00	0.00	0.00	0.00	0.00	0.00	0.00	0.00	0.00
1800 - 1815	0	0	0	0	0	0	0	0	0	0.00
1815 - 1830	0	0	0	0	0	0	0	0	0	0.00
1830 - 1845	0	0	0	0	0	0	0	0	0	0.00
1845 - 1900	0	0	0	0	0	0	0	0	0	0.00
Hourly Total	0	0	0	0	0	0	0	0	0	0.00
Hourly Average	0.00	0.00	0.00	0.00	0.00	0.00	0.00	0.00	0.00	0.00
Session Total	0	0	0	0	1	0	0	0	1	1.00
Session Average	0.00	0.00	0.00	0.00	0.08	0.00	0.00	0.00	0.08	0.08

Immingham, Lincolnshire
Classified Junction Count

Site 5 of 9
Industrial Estate Stallingborough Access
Local Road
A1173 (West)
A1173 (North)

Lat/Long
lat 53.603648° lon -0.185609°

Date
Wednesday 24 April 2019

Weather
Sunny Intervals
Temp: 15°C

0700 - 1000 (Wednesday AM Peak)

TIME	Movement 5.9: Left from A1173 (West) to A1173 (North)								Original Data	
	P/CYCLE	M/CYCLE	CAR	TAXI	LGV	OGV1	OGV2	BUS/COACH	TOTAL	PCU TOTAL
0700 - 0715	0	2	136	0	21	2	9	0	170	181.50
0715 - 0730	0	0	163	0	18	4	11	0	196	212.30
0730 - 0745	1	1	179	0	20	6	5	2	214	224.10
0745 - 0800	0	0	156	0	24	2	10	0	192	206.00
Hourly Total	1	3	634	0	83	14	35	2	772	823.90
Hourly Average	0.25	0.75	158.50	0.00	20.75	3.50	8.75	0.50	193.00	205.98
0800 - 0815	1	2	86	0	10	5	9	1	114	127.20
0815 - 0830	0	1	70	0	16	3	8	0	98	109.30
0830 - 0845	0	0	88	1	12	3	11	0	115	130.80
0845 - 0900	0	0	82	0	13	2	14	2	113	134.20
Hourly Total	1	3	326	1	51	13	42	3	440	501.50
Hourly Average	0.25	0.75	81.50	0.25	12.75	3.25	10.50	0.75	110.00	125.38
0900 - 0915	0	0	45	0	5	1	11	2	64	80.80
0915 - 0930	0	0	38	1	8	5	8	1	61	74.90
0930 - 0945	0	0	34	0	14	3	10	0	61	75.50
0945 - 1000	0	0	38	1	10	2	10	0	61	75.00
Hourly Total	0	0	155	2	37	11	39	3	247	306.20
Hourly Average	0.00	0.00	38.75	0.50	9.25	2.75	9.75	0.75	61.75	76.55
Session Total	2	6	1115	3	171	38	116	8	1459	1631.60
Session Average	0.17	0.50	92.92	0.25	14.25	3.17	9.67	0.67	121.58	135.97

Date
Wednesday 24 April 2019

Weather
Sunny Intervals
Temp: 16°C

1600 - 1900 (Wednesday PM Peak)

TIME	Movement 5.9: Left from A1173 (West) to A1173 (North)								Original Data	
	P/CYCLE	M/CYCLE	CAR	TAXI	LGV	OGV1	OGV2	BUS/COACH	TOTAL	PCU TOTAL
1600 - 1615	0	1	42	1	8	0	9	0	61	72.10
1615 - 1630	0	0	41	0	5	2	7	1	56	67.10
1630 - 1645	0	0	36	0	6	3	4	1	50	57.70
1645 - 1700	0	0	46	0	9	0	6	0	61	68.80
Hourly Total	0	1	165	1	28	5	26	2	228	265.70
Hourly Average	0.00	0.25	41.25	0.25	7.00	1.25	6.50	0.50	57.00	66.43
1700 - 1715	0	0	47	0	4	1	7	1	60	70.60
1715 - 1730	0	3	64	0	6	1	10	0	84	95.70
1730 - 1745	0	0	53	0	6	0	8	0	67	77.40
1745 - 1800	0	0	30	0	2	2	4	0	38	44.20
Hourly Total	0	3	194	0	18	4	29	1	249	287.90
Hourly Average	0.00	0.75	48.50	0.00	4.50	1.00	7.25	0.25	62.25	71.98
1800 - 1815	0	2	36	0	4	1	4	0	47	51.50
1815 - 1830	0	0	46	0	2	1	5	0	54	61.00
1830 - 1845	0	0	23	0	1	2	4	0	30	36.20
1845 - 1900	0	0	33	0	3	1	4	0	41	46.70
Hourly Total	0	2	138	0	10	5	17	0	172	195.40
Hourly Average	0.00	0.50	34.50	0.00	2.50	1.25	4.25	0.00	43.00	48.85
Session Total	0	6	497	1	56	14	72	3	649	749.00
Session Average	0.00	0.50	41.42	0.08	4.67	1.17	6.00	0.25	54.08	62.42

Date
Thursday 25 April 2019

Weather
Light Rain
Temp: 10°C

0700 - 1000 (Thursday AM Peak)

TIME	Movement 5.9: Left from A1173 (West) to A1173 (North)								Original Data	
	P/CYCLE	M/CYCLE	CAR	TAXI	LGV	OGV1	OGV2	BUS/COACH	TOTAL	PCU TOTAL
0700 - 0715	0	1	124	1	18	1	4	0	149	154.10
0715 - 0730	0	0	156	0	25	2	8	0	191	202.40
0730 - 0745	0	1	173	2	30	3	16	0	225	246.70

0745 - 0800	0	1	159	0	25	3	9	2	199	213.60
Hourly Total	0	3	612	3	98	9	37	2	764	816.80
Hourly Average	0.00	0.75	153.00	0.75	24.50	2.25	9.25	0.50	191.00	204.20
0800 - 0815	1	1	90	1	15	2	8	0	118	128.00
0815 - 0830	0	0	78	2	17	1	12	0	110	126.10
0830 - 0845	0	0	92	1	22	4	6	0	125	134.80
0845 - 0900	0	0	71	0	23	6	11	3	114	134.30
Hourly Total	1	1	331	4	77	13	37	3	467	523.20
Hourly Average	0.25	0.25	82.75	1.00	19.25	3.25	9.25	0.75	116.75	130.80
0900 - 0915	0	1	32	1	7	1	10	2	54	68.90
0915 - 0930	0	0	38	0	11	3	13	0	65	83.40
0930 - 0945	0	1	38	0	7	4	10	0	60	74.40
0945 - 1000	0	0	33	0	8	1	10	0	52	65.50
Hourly Total	0	2	141	1	33	9	43	2	231	292.20
Hourly Average	0.00	0.50	35.25	0.25	8.25	2.25	10.75	0.50	57.75	73.05
Session Total	1	6	1084	8	208	31	117	7	1462	1632.20
Session Average	0.08	0.50	90.33	0.67	17.33	2.58	9.75	0.58	121.83	136.02

Date
Thursday 25 April 2019

Weather
Sunny Intervals
Temp: 12°C

1600 - 1900 (Thursday PM Peak)

TIME	Movement 5.9: Left from A1173 (West) to A1173 (North)								Original Data	
	P/CYCLE	M/CYCLE	CAR	TAXI	LGV	OGV1	OGV2	BUS/COACH	TOTAL	PCU TOTAL
1600 - 1615	0	0	41	0	9	3	5	1	59	68.00
1615 - 1630	0	1	45	1	10	0	6	1	64	72.20
1630 - 1645	0	0	35	1	9	2	8	0	55	66.40
1645 - 1700	0	2	45	0	8	1	5	0	61	66.80
Hourly Total	0	3	166	2	36	6	24	2	239	273.40
Hourly Average	0.00	0.75	41.50	0.50	9.00	1.50	6.00	0.50	59.75	68.35
1700 - 1715	0	0	48	0	4	2	5	1	60	68.50
1715 - 1730	0	0	46	1	4	1	3	0	55	59.40
1730 - 1745	0	2	56	0	5	1	6	0	70	77.10
1745 - 1800	0	0	36	0	3	0	2	0	41	43.60
Hourly Total	0	2	186	1	16	4	16	1	226	248.60
Hourly Average	0.00	0.50	46.50	0.25	4.00	1.00	4.00	0.25	56.50	62.15
1800 - 1815	0	1	54	0	7	1	2	0	65	67.50
1815 - 1830	0	0	37	0	6	0	5	0	48	54.50
1830 - 1845	0	0	32	0	4	1	6	0	43	51.30
1845 - 1900	0	0	22	1	0	0	5	0	28	34.50
Hourly Total	0	1	145	1	17	2	18	0	184	207.80
Hourly Average	0.00	0.25	36.25	0.25	4.25	0.50	4.50	0.00	46.00	51.95
Session Total	0	6	497	4	69	12	58	3	649	729.80
Session Average	0.00	0.50	41.42	0.33	5.75	1.00	4.83	0.25	54.08	60.82

Immingham, Lincolnshire
Classified Junction Count

Site 5 of 9
Industrial Estate Stallingborough Access
Local Road
A1173 (West)
A1173 (North)

Lat/Long
lat 53.603648° lon -0.185609°

Date
Wednesday 24 April 2019

Weather
Sunny Intervals
Temp: 15°C

0700 - 1000 (Wednesday AM Peak)

TIME	Movement 5.10: Right from A1173 (West) to Industrial Estate Stallingborough Access								Original Data	
	P/CYCLE	M/CYCLE	CAR	TAXI	LGV	OGV1	OGV2	BUS/COACH	TOTAL	PCU TOTAL
0700 - 0715	0	1	58	0	13	2	5	0	79	85.90
0715 - 0730	0	0	92	0	16	1	12	0	121	137.10
0730 - 0745	0	0	106	1	17	0	13	0	137	153.90
0745 - 0800	0	0	134	0	22	5	9	0	170	184.20
Hourly Total	0	1	390	1	68	8	39	0	507	561.10
Hourly Average	0.00	0.25	97.50	0.25	17.00	2.00	9.75	0.00	126.75	140.28
0800 - 0815	0	0	85	0	18	5	14	2	124	146.70
0815 - 0830	0	0	101	0	17	1	6	0	125	133.30
0830 - 0845	0	0	72	0	8	4	7	0	91	102.10
0845 - 0900	0	0	51	0	7	3	12	1	74	92.10
Hourly Total	0	0	309	0	50	13	39	3	414	474.20
Hourly Average	0.00	0.00	77.25	0.00	12.50	3.25	9.75	0.75	103.50	118.55
0900 - 0915	0	0	39	0	8	6	12	0	65	83.60
0915 - 0930	0	0	32	0	13	7	12	0	64	83.10
0930 - 0945	0	0	28	0	13	1	5	0	47	54.00
0945 - 1000	0	0	28	0	10	6	12	0	56	74.60
Hourly Total	0	0	127	0	44	20	41	0	232	295.30
Hourly Average	0.00	0.00	31.75	0.00	11.00	5.00	10.25	0.00	58.00	73.83
Session Total	0	1	826	1	162	41	119	3	1153	1330.60
Session Average	0.00	0.08	68.83	0.08	13.50	3.42	9.92	0.25	96.08	110.88

Date
Wednesday 24 April 2019

Weather
Sunny Intervals
Temp: 16°C

1600 - 1900 (Wednesday PM Peak)

TIME	Movement 5.10: Right from A1173 (West) to Industrial Estate Stallingborough Access								Original Data	
	P/CYCLE	M/CYCLE	CAR	TAXI	LGV	OGV1	OGV2	BUS/COACH	TOTAL	PCU TOTAL
1600 - 1615	0	0	18	0	5	10	11	0	44	63.30
1615 - 1630	0	0	18	0	4	6	8	0	36	49.40
1630 - 1645	0	0	13	0	5	5	11	0	34	50.80
1645 - 1700	0	0	15	0	6	3	13	0	37	55.40
Hourly Total	0	0	64	0	20	24	43	0	151	218.90
Hourly Average	0.00	0.00	16.00	0.00	5.00	6.00	10.75	0.00	37.75	54.73
1700 - 1715	0	0	12	0	2	4	8	0	26	38.40
1715 - 1730	0	0	17	0	3	3	8	0	31	42.90
1730 - 1745	0	0	13	0	2	4	7	0	26	37.10
1745 - 1800	0	0	20	0	2	2	8	0	32	43.40
Hourly Total	0	0	62	0	9	13	31	0	115	161.80
Hourly Average	0.00	0.00	15.50	0.00	2.25	3.25	7.75	0.00	28.75	40.45
1800 - 1815	0	1	17	0	4	2	6	0	30	38.20
1815 - 1830	0	1	24	0	2	2	9	0	38	50.10
1830 - 1845	0	0	10	0	0	3	7	0	20	30.60
1845 - 1900	0	0	4	0	4	0	4	0	12	17.20
Hourly Total	0	2	55	0	10	7	26	0	100	136.10
Hourly Average	0.00	0.50	13.75	0.00	2.50	1.75	6.50	0.00	25.00	34.03
Session Total	0	2	181	0	39	44	100	0	366	516.80
Session Average	0.00	0.17	15.08	0.00	3.25	3.67	8.33	0.00	30.50	43.07

Date
Thursday 25 April 2019

Weather
Light Rain
Temp: 10°C

0700 - 1000 (Thursday AM Peak)

TIME	Movement 5.10: Right from A1173 (West) to Industrial Estate Stallingborough Access								Original Data	
	P/CYCLE	M/CYCLE	CAR	TAXI	LGV	OGV1	OGV2	BUS/COACH	TOTAL	PCU TOTAL
0700 - 0715	0	0	77	0	11	4	5	0	97	105.50
0715 - 0730	0	0	104	0	18	4	9	0	135	148.70
0730 - 0745	0	0	109	0	20	3	8	1	141	153.90

0745 - 0800	0	0	140	0	17	0	8	1	166	177.40
Hourly Total	0	0	430	0	66	11	30	2	539	585.50
Hourly Average	0.00	0.00	107.50	0.00	16.50	2.75	7.50	0.50	134.75	146.38
0800 - 0815	0	0	88	0	17	5	7	0	117	128.60
0815 - 0830	0	0	80	0	17	3	10	0	110	124.50
0830 - 0845	0	0	70	0	16	6	14	0	106	127.20
0845 - 0900	0	0	54	0	11	3	12	0	80	97.10
Hourly Total	0	0	292	0	61	17	43	0	413	477.40
Hourly Average	0.00	0.00	73.00	0.00	15.25	4.25	10.75	0.00	103.25	119.35
0900 - 0915	0	0	36	0	13	9	9	1	68	85.20
0915 - 0930	0	0	22	0	11	9	12	1	55	76.10
0930 - 0945	0	0	14	0	11	6	13	0	44	63.90
0945 - 1000	0	0	24	0	8	5	10	0	47	62.50
Hourly Total	0	0	96	0	43	29	44	2	214	287.70
Hourly Average	0.00	0.00	24.00	0.00	10.75	7.25	11.00	0.50	53.50	71.93
Session Total	0	0	818	0	170	57	117	4	1166	1350.60
Session Average	0.00	0.00	68.17	0.00	14.17	4.75	9.75	0.33	97.17	112.55

Date
Thursday 25 April 2019

Weather
Sunny Intervals
Temp: 12°C

1600 - 1900 (Thursday PM Peak)

TIME	Movement 5.10: Right from A1173 (West) to Industrial Estate Stallingborough Access								Original Data	
	P/CYCLE	M/CYCLE	CAR	TAXI	LGV	OGV1	OGV2	BUS/COACH	TOTAL	PCU TOTAL
1600 - 1615	1	3	16	1	9	9	9	0	48	61.60
1615 - 1630	0	0	16	0	8	4	13	0	41	59.90
1630 - 1645	0	0	12	0	4	7	12	0	35	54.10
1645 - 1700	0	0	15	0	3	3	7	0	28	38.60
Hourly Total	1	3	59	1	24	23	41	0	152	214.20
Hourly Average	0.25	0.75	14.75	0.25	6.00	5.75	10.25	0.00	38.00	53.55
1700 - 1715	0	0	18	0	2	2	8	0	30	41.40
1715 - 1730	0	0	16	0	1	5	11	0	33	49.80
1730 - 1745	0	0	15	0	2	3	16	0	36	58.30
1745 - 1800	0	1	16	0	3	5	8	0	33	45.30
Hourly Total	0	1	65	0	8	15	43	0	132	194.80
Hourly Average	0.00	0.25	16.25	0.00	2.00	3.75	10.75	0.00	33.00	48.70
1800 - 1815	0	0	18	0	5	1	7	1	32	42.60
1815 - 1830	0	0	19	1	3	1	6	0	30	38.30
1830 - 1845	0	0	10	0	3	1	6	0	20	28.30
1845 - 1900	0	0	9	0	3	2	7	0	21	31.10
Hourly Total	0	0	56	1	14	5	26	1	103	140.30
Hourly Average	0.00	0.00	14.00	0.25	3.50	1.25	6.50	0.25	25.75	35.08
Session Total	1	4	180	2	46	43	110	1	387	549.30
Session Average	0.08	0.33	15.00	0.17	3.83	3.58	9.17	0.08	32.25	45.78

0745 - 0800	0	0	0	0	0	0	0	0	0	0	0.00
Hourly Total	0	0	0	0	0	0	0	0	0	0	0.00
Hourly Average	0.00	0.00	0.00	0.00	0.00	0.00	0.00	0.00	0.00	0.00	0.00
0800 - 0815	0	0	0	0	1	0	0	0	0	1	1.00
0815 - 0830	0	0	0	0	0	0	0	0	0	0	0.00
0830 - 0845	0	0	0	0	0	0	0	0	0	0	0.00
0845 - 0900	0	0	0	0	0	0	0	0	0	0	0.00
Hourly Total	0	0	0	0	1	0	0	0	0	1	1.00
Hourly Average	0.00	0.00	0.00	0.00	0.25	0.00	0.00	0.00	0.00	0.25	0.25
0900 - 0915	0	0	0	0	0	0	0	0	0	0	0.00
0915 - 0930	0	0	0	0	0	0	0	0	0	0	0.00
0930 - 0945	0	0	0	0	0	0	0	0	0	0	0.00
0945 - 1000	0	0	0	0	0	0	0	0	0	0	0.00
Hourly Total	0	0	0	0	0	0	0	0	0	0	0.00
Hourly Average	0.00	0.00	0.00	0.00	0.00	0.00	0.00	0.00	0.00	0.00	0.00
Session Total	0	0	0	0	1	0	0	0	0	1	1.00
Session Average	0.00	0.00	0.00	0.00	0.08	0.00	0.00	0.00	0.00	0.08	0.08

Date
Thursday 25 April 2019

Weather
Sunny Intervals
Temp: 12°C

1600 - 1900 (Thursday PM Peak)

TIME	Movement 5.11: Right from A1173 (West) to Local Road								Original Data	
	P/CYCLE	M/CYCLE	CAR	TAXI	LGV	OGV1	OGV2	BUS/COACH	TOTAL	PCU TOTAL
1600 - 1615	0	0	0	0	1	0	0	0	1	1.00
1615 - 1630	0	0	0	0	0	0	0	0	0	0.00
1630 - 1645	0	0	1	0	0	0	0	0	1	1.00
1645 - 1700	0	0	0	0	0	0	0	0	0	0.00
Hourly Total	0	0	1	0	1	0	0	0	2	2.00
Hourly Average	0.00	0.00	0.25	0.00	0.25	0.00	0.00	0.00	0.50	0.50
1700 - 1715	0	0	0	0	0	0	0	0	0	0.00
1715 - 1730	0	0	1	0	0	0	0	0	1	1.00
1730 - 1745	0	0	0	0	0	0	0	0	0	0.00
1745 - 1800	0	0	0	0	0	0	0	0	0	0.00
Hourly Total	0	0	1	0	0	0	0	0	1	1.00
Hourly Average	0.00	0.00	0.25	0.00	0.00	0.00	0.00	0.00	0.25	0.25
1800 - 1815	0	0	0	0	0	0	0	0	0	0.00
1815 - 1830	0	0	0	0	0	0	0	0	0	0.00
1830 - 1845	0	0	0	0	0	0	0	0	0	0.00
1845 - 1900	0	0	0	0	0	0	0	0	0	0.00
Hourly Total	0	0	0	0	0	0	0	0	0	0.00
Hourly Average	0.00	0.00	0.00	0.00	0.00	0.00	0.00	0.00	0.00	0.00
Session Total	0	0	2	0	1	0	0	0	3	3.00
Session Average	0.00	0.00	0.17	0.00	0.08	0.00	0.00	0.00	0.25	0.25

Immingham, Lincolnshire
Classified Junction Count

Site 5 of 9
Industrial Estate Stallingborough Access
Local Road
A1173 (West)
A1173 (North)

Lat/Long
lat 53.603648° lon -0.185609°

Date
Wednesday 24 April 2019

Weather
Sunny Intervals
Temp: 15°C

0700 - 1000 (Wednesday AM Peak)

TIME	Movement 5.13: Left from A1173 (North) to Industrial Estate Stallingborough Access								Original Data	
	P/CYCLE	M/CYCLE	CAR	TAXI	LGV	OGV1	OGV2	BUS/COACH	TOTAL	PCU TOTAL
0700 - 0715	0	0	8	0	1	1	0	2	12	14.50
0715 - 0730	1	0	9	0	2	0	1	1	14	15.50
0730 - 0745	2	0	13	0	2	2	2	1	22	25.00
0745 - 0800	2	0	26	0	2	0	3	0	33	35.30
Hourly Total	5	0	56	0	7	3	6	4	81	90.30
Hourly Average	1.25	0.00	14.00	0.00	1.75	0.75	1.50	1.00	20.25	22.58
0800 - 0815	0	0	14	0	2	1	3	0	20	24.40
0815 - 0830	1	0	10	0	2	2	3	0	18	22.10
0830 - 0845	1	1	12	0	3	2	1	0	20	20.90
0845 - 0900	0	0	16	0	2	0	3	0	21	24.90
Hourly Total	2	1	52	0	9	5	10	0	79	92.30
Hourly Average	0.50	0.25	13.00	0.00	2.25	1.25	2.50	0.00	19.75	23.08
0900 - 0915	0	0	2	0	3	0	2	0	7	9.60
0915 - 0930	0	0	10	0	5	5	2	0	22	27.10
0930 - 0945	1	0	2	0	3	1	1	0	8	9.00
0945 - 1000	0	0	3	0	5	0	1	0	9	10.30
Hourly Total	1	0	17	0	16	6	6	0	46	56.00
Hourly Average	0.25	0.00	4.25	0.00	4.00	1.50	1.50	0.00	11.50	14.00
Session Total	8	1	125	0	32	14	22	4	206	238.60
Session Average	0.67	0.08	10.42	0.00	2.67	1.17	1.83	0.33	17.17	19.88

Date
Wednesday 24 April 2019

Weather
Sunny Intervals
Temp: 16°C

1600 - 1900 (Wednesday PM Peak)

TIME	Movement 5.13: Left from A1173 (North) to Industrial Estate Stallingborough Access								Original Data	
	P/CYCLE	M/CYCLE	CAR	TAXI	LGV	OGV1	OGV2	BUS/COACH	TOTAL	PCU TOTAL
1600 - 1615	1	4	12	0	5	5	2	1	30	32.90
1615 - 1630	0	0	11	0	4	5	0	1	21	24.50
1630 - 1645	0	0	7	0	1	6	2	0	16	21.60
1645 - 1700	1	0	5	0	3	5	3	1	18	24.60
Hourly Total	2	4	35	0	13	21	7	3	85	103.60
Hourly Average	0.50	1.00	8.75	0.00	3.25	5.25	1.75	0.75	21.25	25.90
1700 - 1715	0	0	6	0	1	6	2	1	16	22.60
1715 - 1730	0	1	12	0	3	1	0	1	18	18.90
1730 - 1745	0	0	5	0	0	3	1	0	9	11.80
1745 - 1800	0	0	5	0	1	7	4	0	17	25.70
Hourly Total	0	1	28	0	5	17	7	2	60	79.00
Hourly Average	0.00	0.25	7.00	0.00	1.25	4.25	1.75	0.50	15.00	19.75
1800 - 1815	0	0	8	0	2	2	5	0	17	24.50
1815 - 1830	0	0	7	0	1	6	1	0	15	19.30
1830 - 1845	0	0	2	0	1	2	3	0	8	12.90
1845 - 1900	0	0	10	0	2	4	0	0	16	18.00
Hourly Total	0	0	27	0	6	14	9	0	56	74.70
Hourly Average	0.00	0.00	6.75	0.00	1.50	3.50	2.25	0.00	14.00	18.68
Session Total	2	5	90	0	24	52	23	5	201	257.30
Session Average	0.17	0.42	7.50	0.00	2.00	4.33	1.92	0.42	16.75	21.44

Date
Thursday 25 April 2019

Weather
Light Rain
Temp: 10°C

0700 - 1000 (Thursday AM Peak)

TIME	Movement 5.13: Left from A1173 (North) to Industrial Estate Stallingborough Access								Original Data	
	P/CYCLE	M/CYCLE	CAR	TAXI	LGV	OGV1	OGV2	BUS/COACH	TOTAL	PCU TOTAL
0700 - 0715	0	0	8	0	1	0	4	1	14	20.20
0715 - 0730	2	0	8	0	2	1	4	1	18	23.10
0730 - 0745	1	0	18	0	1	0	5	0	25	30.70

0745 - 0800	1	0	17	0	2	0	3	1	24	28.10
Hourly Total	4	0	51	0	6	1	16	3	81	102.10
Hourly Average	1.00	0.00	12.75	0.00	1.50	0.25	4.00	0.75	20.25	25.53
0800 - 0815	0	0	12	0	1	2	2	0	17	20.60
0815 - 0830	0	0	11	0	5	1	4	0	21	26.70
0830 - 0845	0	0	12	0	3	4	0	0	19	21.00
0845 - 0900	1	1	19	0	1	3	3	0	28	32.00
Hourly Total	1	1	54	0	10	10	9	0	85	100.30
Hourly Average	0.25	0.25	13.50	0.00	2.50	2.50	2.25	0.00	21.25	25.08
0900 - 0915	0	0	5	0	5	0	3	0	13	16.90
0915 - 0930	0	0	5	0	5	1	2	0	13	16.10
0930 - 0945	0	1	5	0	4	2	4	0	16	21.60
0945 - 1000	0	0	6	0	5	1	1	1	14	16.80
Hourly Total	0	1	21	0	19	4	10	1	56	71.40
Hourly Average	0.00	0.25	5.25	0.00	4.75	1.00	2.50	0.25	14.00	17.85
Session Total	5	2	126	0	35	15	35	4	222	273.80
Session Average	0.42	0.17	10.50	0.00	2.92	1.25	2.92	0.33	18.50	22.82

Date
Thursday 25 April 2019

Weather
Sunny Intervals
Temp: 12°C

1600 - 1900 (Thursday PM Peak)

TIME	Movement 5.13: Left from A1173 (North) to Industrial Estate Stallingborough Access								Original Data	
	P/CYCLE	M/CYCLE	CAR	TAXI	LGV	OGV1	OGV2	BUS/COACH	TOTAL	PCU TOTAL
1600 - 1615	0	1	9	0	4	3	5	1	23	31.40
1615 - 1630	0	0	5	0	3	4	5	1	18	27.50
1630 - 1645	0	0	13	0	5	3	2	0	23	27.10
1645 - 1700	0	0	6	0	1	1	3	1	12	17.40
Hourly Total	0	1	33	0	13	11	15	3	76	103.40
Hourly Average	0.00	0.25	8.25	0.00	3.25	2.75	3.75	0.75	19.00	25.85
1700 - 1715	0	0	11	0	1	4	5	1	22	31.50
1715 - 1730	0	2	11	0	0	6	12	1	32	50.40
1730 - 1745	0	0	7	0	1	7	6	0	21	32.30
1745 - 1800	0	0	3	0	1	2	3	0	9	13.90
Hourly Total	0	2	32	0	3	19	26	2	84	128.10
Hourly Average	0.00	0.50	8.00	0.00	0.75	4.75	6.50	0.50	21.00	32.03
1800 - 1815	0	0	5	0	0	2	3	0	10	14.90
1815 - 1830	0	0	2	0	0	2	4	0	8	14.20
1830 - 1845	0	0	2	0	0	2	2	0	6	9.60
1845 - 1900	0	0	2	0	1	4	1	0	8	11.30
Hourly Total	0	0	11	0	1	10	10	0	32	50.00
Hourly Average	0.00	0.00	2.75	0.00	0.25	2.50	2.50	0.00	8.00	12.50
Session Total	0	3	76	0	17	40	51	5	192	281.50
Session Average	0.00	0.25	6.33	0.00	1.42	3.33	4.25	0.42	16.00	23.46

Immingham, Lincolnshire
Classified Junction Count

Site 5 of 9
Industrial Estate Stallingborough Access
Local Road
A1173 (West)
A1173 (North)

Lat/Long
lat 53.603648° lon -0.185609°

Date
Wednesday 24 April 2019

Weather
Sunny Intervals
Temp: 15°C

0700 - 1000 (Wednesday AM Peak)

TIME	Movement 5.15: Right from A1173 (North) to A1173 (West)								Original Data	
	P/CYCLE	M/CYCLE	CAR	TAXI	LGV	OGV1	OGV2	BUS/COACH	TOTAL	PCU TOTAL
0700 - 0715	0	2	26	0	3	1	9	0	41	52.00
0715 - 0730	0	0	32	0	5	2	13	1	53	71.90
0730 - 0745	0	0	40	0	5	2	15	1	63	84.50
0745 - 0800	0	2	35	0	7	3	19	1	67	93.00
Hourly Total	0	4	133	0	20	8	56	3	224	301.40
Hourly Average	0.00	1.00	33.25	0.00	5.00	2.00	14.00	0.75	56.00	75.35
0800 - 0815	0	1	42	1	4	2	17	0	67	89.50
0815 - 0830	0	0	33	0	8	2	13	0	56	73.90
0830 - 0845	0	0	36	0	9	2	10	0	57	71.00
0845 - 0900	0	0	30	0	6	5	11	0	52	68.80
Hourly Total	0	1	141	1	27	11	51	0	232	303.20
Hourly Average	0.00	0.25	35.25	0.25	6.75	2.75	12.75	0.00	58.00	75.80
0900 - 0915	0	0	31	0	11	4	12	0	58	75.60
0915 - 0930	0	0	22	0	9	2	8	0	41	52.40
0930 - 0945	0	0	27	0	10	4	7	0	48	59.10
0945 - 1000	0	0	28	0	12	2	18	0	60	84.40
Hourly Total	0	0	108	0	42	12	45	0	207	271.50
Hourly Average	0.00	0.00	27.00	0.00	10.50	3.00	11.25	0.00	51.75	67.88
Session Total	0	5	382	1	89	31	152	3	663	876.10
Session Average	0.00	0.42	31.83	0.08	7.42	2.58	12.67	0.25	55.25	73.01

Date
Wednesday 24 April 2019

Weather
Sunny Intervals
Temp: 16°C

1600 - 1900 (Wednesday PM Peak)

TIME	Movement 5.15: Right from A1173 (North) to A1173 (West)								Original Data	
	P/CYCLE	M/CYCLE	CAR	TAXI	LGV	OGV1	OGV2	BUS/COACH	TOTAL	PCU TOTAL
1600 - 1615	0	3	168	2	28	2	12	0	215	229.80
1615 - 1630	0	0	119	0	22	1	6	0	148	156.30
1630 - 1645	1	1	191	1	29	3	9	0	235	246.80
1645 - 1700	0	0	100	0	18	0	10	0	128	141.00
Hourly Total	1	4	578	3	97	6	37	0	726	773.90
Hourly Average	0.25	1.00	144.50	0.75	24.25	1.50	9.25	0.00	181.50	193.48
1700 - 1715	0	0	165	1	13	0	11	0	190	204.30
1715 - 1730	1	1	122	0	12	1	9	0	146	156.80
1730 - 1745	0	1	121	0	14	0	6	1	143	151.20
1745 - 1800	0	1	71	0	8	3	5	0	88	95.40
Hourly Total	1	3	479	1	47	4	31	1	567	607.70
Hourly Average	0.25	0.75	119.75	0.25	11.75	1.00	7.75	0.25	141.75	151.93
1800 - 1815	0	3	88	1	11	3	1	1	108	110.00
1815 - 1830	0	0	40	0	7	0	1	0	48	49.30
1830 - 1845	0	0	74	0	5	0	4	0	83	88.20
1845 - 1900	0	1	51	0	4	1	2	1	60	63.50
Hourly Total	0	4	253	1	27	4	8	2	299	311.00
Hourly Average	0.00	1.00	63.25	0.25	6.75	1.00	2.00	0.50	74.75	77.75
Session Total	2	11	1310	5	171	14	76	3	1592	1692.60
Session Average	0.17	0.92	109.17	0.42	14.25	1.17	6.33	0.25	132.67	141.05

Date
Thursday 25 April 2019

Weather
Light Rain
Temp: 10°C

0700 - 1000 (Thursday AM Peak)

TIME	Movement 5.15: Right from A1173 (North) to A1173 (West)								Original Data	
	P/CYCLE	M/CYCLE	CAR	TAXI	LGV	OGV1	OGV2	BUS/COACH	TOTAL	PCU TOTAL
0700 - 0715	0	0	22	0	5	2	14	1	44	64.20
0715 - 0730	0	0	32	0	8	1	15	0	56	76.00
0730 - 0745	0	0	32	1	4	1	9	0	47	59.20

0745 - 0800	0	0	33	1	15	2	9	2	62	76.70
Hourly Total	0	0	119	2	32	6	47	3	209	276.10
Hourly Average	0.00	0.00	29.75	0.50	8.00	1.50	11.75	0.75	52.25	69.03
0800 - 0815	0	1	48	3	15	2	8	0	77	87.80
0815 - 0830	0	0	18	0	10	2	10	0	40	54.00
0830 - 0845	0	0	45	1	11	5	7	0	69	80.60
0845 - 0900	0	0	31	0	7	2	6	0	46	54.80
Hourly Total	0	1	142	4	43	11	31	0	232	277.20
Hourly Average	0.00	0.25	35.50	1.00	10.75	2.75	7.75	0.00	58.00	69.30
0900 - 0915	0	0	35	0	7	6	15	0	63	85.50
0915 - 0930	0	0	43	0	12	3	7	0	65	75.60
0930 - 0945	0	0	22	0	11	2	18	0	53	77.40
0945 - 1000	0	0	30	0	17	0	10	0	57	70.00
Hourly Total	0	0	130	0	47	11	50	0	238	308.50
Hourly Average	0.00	0.00	32.50	0.00	11.75	2.75	12.50	0.00	59.50	77.13
Session Total	0	1	391	6	122	28	128	3	679	861.80
Session Average	0.00	0.08	32.58	0.50	10.17	2.33	10.67	0.25	56.58	71.82

Date
Thursday 25 April 2019

Weather
Sunny Intervals
Temp: 12°C

1600 - 1900 (Thursday PM Peak)

TIME	Movement 5.15: Right from A1173 (North) to A1173 (West)								Original Data	
	P/CYCLE	M/CYCLE	CAR	TAXI	LGV	OGV1	OGV2	BUS/COACH	TOTAL	PCU TOTAL
1600 - 1615	0	0	168	1	24	1	6	0	200	208.30
1615 - 1630	1	1	106	0	25	3	6	0	142	149.90
1630 - 1645	0	2	194	0	36	1	9	1	243	255.00
1645 - 1700	0	0	125	0	13	3	5	0	146	154.00
Hourly Total	1	3	593	1	98	8	26	1	731	767.20
Hourly Average	0.25	0.75	148.25	0.25	24.50	2.00	6.50	0.25	182.75	191.80
1700 - 1715	0	2	185	1	16	1	9	0	214	225.00
1715 - 1730	0	0	101	0	7	0	5	0	113	119.50
1730 - 1745	0	0	108	1	17	0	4	0	130	135.20
1745 - 1800	0	2	89	0	8	1	4	0	104	108.50
Hourly Total	0	4	483	2	48	2	22	0	561	588.20
Hourly Average	0.00	1.00	120.75	0.50	12.00	0.50	5.50	0.00	140.25	147.05
1800 - 1815	0	1	88	0	17	0	3	1	110	114.30
1815 - 1830	0	0	46	0	2	1	1	0	50	51.80
1830 - 1845	0	1	55	0	6	2	1	0	65	66.70
1845 - 1900	0	0	64	1	5	0	3	0	73	76.90
Hourly Total	0	2	253	1	30	3	8	1	298	309.70
Hourly Average	0.00	0.50	63.25	0.25	7.50	0.75	2.00	0.25	74.50	77.43
Session Total	1	9	1329	4	176	13	56	2	1590	1665.10
Session Average	0.08	0.75	110.75	0.33	14.67	1.08	4.67	0.17	132.50	138.76

Immingham, Lincolnshire
Classified Junction Count

Site 6 of 9

A1173
A180 (East)
A1173 Mathew Ford Way
A180 (West)

Lat/Long

lat 53.597659° lon -0.197297°

Date

Wednesday 24 April 2019

Weather

Sunny Intervals
Temp: 15°C

0000 - 2400 (Wednesday 24H Session)

Movement 6.1: Left from A1173 to A180 (East)								
TIME	P/CYCLE	M/CYCLE	CAR	TAXI	LGV	OGV1	OGV2	BUS/COACH
0000 - 0015	0	0	11	0	1	0	0	0
0015 - 0030	0	0	3	0	2	0	0	0
0030 - 0045	0	0	9	0	0	0	0	0
0045 - 0100	0	0	4	0	0	0	0	0
Hourly Total	0	0	27	0	3	0	0	0
Hourly Average	0.00	0.00	6.75	0.00	0.75	0.00	0.00	0.00
0100 - 0115	0	0	4	0	0	0	0	0
0115 - 0130	0	0	11	0	2	0	1	0
0130 - 0145	0	1	6	0	0	1	1	0
0145 - 0200	0	0	1	0	0	0	0	0
Hourly Total	0	1	22	0	2	1	2	0
Hourly Average	0.00	0.25	5.50	0.00	0.50	0.25	0.50	0.00
0200 - 0215	0	0	9	0	0	0	0	0
0215 - 0230	0	0	5	0	1	0	0	0
0230 - 0245	0	0	1	0	0	0	1	0
0245 - 0300	0	0	1	0	1	0	0	0
Hourly Total	0	0	16	0	2	0	1	0
Hourly Average	0.00	0.00	4.00	0.00	0.50	0.00	0.25	0.00
0300 - 0315	0	0	3	0	0	1	0	0
0315 - 0330	0	0	6	0	1	0	0	0
0330 - 0345	0	0	4	0	1	0	0	0
0345 - 0400	0	0	4	0	0	0	0	0
Hourly Total	0	0	17	0	2	1	0	0
Hourly Average	0.00	0.00	4.25	0.00	0.50	0.25	0.00	0.00
0400 - 0415	0	0	4	0	0	1	3	0
0415 - 0430	0	0	3	0	1	0	1	0
0430 - 0445	0	0	6	0	0	0	2	0
0445 - 0500	0	0	9	0	0	0	0	0
Hourly Total	0	0	22	0	1	1	6	0
Hourly Average	0.00	0.00	5.50	0.00	0.25	0.25	1.50	0.00
0500 - 0515	0	1	11	0	2	2	0	0
0515 - 0530	0	0	22	0	1	1	3	0
0530 - 0545	0	1	23	0	3	0	6	0
0545 - 0600	0	0	28	0	1	3	4	0
Hourly Total	0	2	84	0	7	6	13	0
Hourly Average	0.00	0.50	21.00	0.00	1.75	1.50	3.25	0.00
0600 - 0615	0	2	30	0	4	1	3	0
0615 - 0630	0	1	31	0	9	1	9	0
0630 - 0645	0	1	53	1	7	3	8	0
0645 - 0700	0	2	45	0	9	3	10	1
Hourly Total	0	6	159	1	29	8	30	1
Hourly Average	0.00	1.50	39.75	0.25	7.25	2.00	7.50	0.25
0700 - 0715	0	1	47	1	6	5	10	0
0715 - 0730	0	0	36	0	8	6	2	0
0730 - 0745	0	0	37	1	11	6	6	0
0745 - 0800	0	0	36	0	8	6	7	0
Hourly Total	0	1	156	2	33	23	25	0
Hourly Average	0.00	0.25	39.00	0.50	8.25	5.75	6.25	0.00
0800 - 0815	0	0	30	0	19	4	1	0
0815 - 0830	0	0	33	0	13	4	7	0
0830 - 0845	0	0	27	0	15	8	3	0
0845 - 0900	0	0	39	0	14	8	9	0
Hourly Total	0	0	129	0	61	24	20	0
Hourly Average	0.00	0.00	32.25	0.00	15.25	6.00	5.00	0.00
0900 - 0915	0	0	30	0	18	3	1	0
0915 - 0930	0	0	30	2	12	4	7	0

0930 - 0945	0	0	26	0	14	8	3	0
0945 - 1000	0	0	37	1	13	8	9	0
Hourly Total	0	0	123	3	57	23	20	0
Hourly Average	0.00	0.00	30.75	0.75	14.25	5.75	5.00	0.00
1000 - 1015	0	0	28	2	16	4	9	0
1015 - 1030	0	0	37	1	15	1	1	0
1030 - 1045	0	0	40	0	18	9	4	0
1045 - 1100	0	0	34	0	16	5	4	0
Hourly Total	0	0	139	3	65	19	18	0
Hourly Average	0.00	0.00	34.75	0.75	16.25	4.75	4.50	0.00
1100 - 1115	0	0	37	1	14	8	10	0
1115 - 1130	0	0	24	1	22	5	5	0
1130 - 1145	0	0	23	0	13	3	7	0
1145 - 1200	0	0	48	0	8	1	5	0
Hourly Total	0	0	132	2	57	17	27	0
Hourly Average	0.00	0.00	33.00	0.50	14.25	4.25	6.75	0.00
1200 - 1215	0	0	46	1	16	1	4	0
1215 - 1230	0	0	38	1	15	1	7	0
1230 - 1245	0	0	61	0	16	3	3	0
1245 - 1300	0	0	69	1	8	3	11	0
Hourly Total	0	0	214	3	55	8	25	0
Hourly Average	0.00	0.00	53.50	0.75	13.75	2.00	6.25	0.00
1300 - 1315	0	0	49	3	15	8	6	0
1315 - 1330	0	0	48	1	20	11	9	0
1330 - 1345	0	2	75	1	7	6	6	0
1345 - 1400	0	0	73	2	11	5	5	0
Hourly Total	0	2	245	7	53	30	26	0
Hourly Average	0.00	0.50	61.25	1.75	13.25	7.50	6.50	0.00
1400 - 1415	0	0	75	2	9	5	6	1
1415 - 1430	0	0	61	0	18	9	1	0
1430 - 1445	0	0	86	0	13	3	4	0
1445 - 1500	0	1	74	1	17	1	7	0
Hourly Total	0	1	296	3	57	18	18	1
Hourly Average	0.00	0.25	74.00	0.75	14.25	4.50	4.50	0.25
1500 - 1515	0	0	103	1	14	4	5	0
1515 - 1530	0	0	66	0	25	3	5	0
1530 - 1545	0	1	70	1	18	4	3	0
1545 - 1600	0	1	115	0	27	1	1	2
Hourly Total	0	2	354	2	84	12	14	2
Hourly Average	0.00	0.50	88.50	0.50	21.00	3.00	3.50	0.50
1600 - 1615	0	2	202	2	24	1	5	1
1615 - 1630	0	0	167	0	28	2	3	0
1630 - 1645	0	1	214	1	30	0	1	0
1645 - 1700	0	1	146	0	20	2	4	0
Hourly Total	0	4	729	3	102	5	13	1
Hourly Average	0.00	1.00	182.25	0.75	25.50	1.25	3.25	0.25
1700 - 1715	0	0	191	0	18	0	4	0
1715 - 1730	0	1	151	0	10	1	4	0
1730 - 1745	0	1	119	0	13	0	0	1
1745 - 1800	0	2	93	1	8	2	2	0
Hourly Total	0	4	554	1	49	3	10	1
Hourly Average	0.00	1.00	138.50	0.25	12.25	0.75	2.50	0.25
1800 - 1815	0	3	120	0	13	4	1	1
1815 - 1830	0	0	55	0	5	2	3	0
1830 - 1845	0	0	106	1	11	0	1	0
1845 - 1900	0	1	73	0	5	0	1	1
Hourly Total	0	4	354	1	34	6	6	2
Hourly Average	0.00	1.00	88.50	0.25	8.50	1.50	1.50	0.50
1900 - 1915	0	0	64	1	5	2	1	1
1915 - 1930	0	0	39	0	2	0	1	0
1930 - 1945	0	0	21	0	4	0	1	0
1945 - 2000	0	0	40	0	3	0	0	0
Hourly Total	0	0	164	1	14	2	3	1
Hourly Average	0.00	0.00	41.00	0.25	3.50	0.50	0.75	0.25
2000 - 2015	0	0	29	0	2	0	0	0
2015 - 2030	0	0	21	0	2	0	2	0
2030 - 2045	0	2	25	0	3	0	1	0
2045 - 2100	0	0	24	0	1	1	0	0
Hourly Total	0	2	99	0	8	1	3	0
Hourly Average	0.00	0.50	24.75	0.00	2.00	0.25	0.75	0.00
2100 - 2115	0	1	28	0	3	0	2	0
2115 - 2130	0	0	15	0	1	0	1	0
2130 - 2145	0	0	14	0	0	0	1	0
2145 - 2200	0	0	20	0	0	0	1	0
Hourly Total	0	1	77	0	4	0	5	0
Hourly Average	0.00	0.25	19.25	0.00	1.00	0.00	1.25	0.00
2200 - 2215	0	0	30	0	0	0	0	0
2215 - 2230	0	0	13	0	2	0	1	0
2230 - 2245	0	0	3	0	0	0	0	0
2245 - 2300	0	1	19	0	0	0	0	0
Hourly Total	0	1	65	0	2	0	1	0
Hourly Average	0.00	0.25	16.25	0.00	0.50	0.00	0.25	0.00
2300 - 2315	0	1	8	0	1	0	0	0

2315 - 2330	0	0	2	0	1	0	1	0
2330 - 2345	0	0	4	0	0	0	0	0
2345 - 0000	0	0	9	0	1	0	0	0
Hourly Total	0	1	23	0	3	0	1	0
Hourly Average	0.00	0.25	5.75	0.00	0.75	0.00	0.25	0.00

Session Total	0	32	4200	32	784	208	287	9
Session Average	0.00	0.33	43.75	0.33	8.17	2.17	2.99	0.09

Date
Thursday 25 April 2019

Weather
Sunny Intervals
Temp: 12°C

0000 - 2400 (Thursday 24H Session)

TIME	Movement 6.1: Left from A1173 to A180 (East)							
	P/CYCLE	M/CYCLE	CAR	TAXI	LGV	OGV1	OGV2	BUS/COACH
0000 - 0015	0	0	19	0	0	0	1	0
0015 - 0030	0	0	12	0	0	0	0	0
0030 - 0045	0	0	12	0	0	0	0	0
0045 - 0100	0	0	2	0	0	0	0	0
Hourly Total	0	0	45	0	0	0	1	0
Hourly Average	0.00	0.00	11.25	0.00	0.00	0.00	0.25	0.00
0100 - 0115	0	0	2	0	0	0	0	0
0115 - 0130	0	0	9	0	0	0	0	0
0130 - 0145	0	1	3	0	1	1	1	0
0145 - 0200	0	0	12	0	0	0	0	0
Hourly Total	0	1	26	0	1	1	1	0
Hourly Average	0.00	0.25	6.50	0.00	0.25	0.25	0.25	0.00
0200 - 0215	0	0	5	0	0	0	0	0
0215 - 0230	0	0	7	0	0	0	0	0
0230 - 0245	0	0	5	0	1	0	0	0
0245 - 0300	0	0	1	0	0	1	0	0
Hourly Total	0	0	18	0	1	1	0	0
Hourly Average	0.00	0.00	4.50	0.00	0.25	0.25	0.00	0.00
0300 - 0315	0	0	6	0	2	0	0	0
0315 - 0330	0	0	10	0	2	1	1	0
0330 - 0345	0	0	4	0	0	0	0	0
0345 - 0400	0	0	3	0	0	0	0	0
Hourly Total	0	0	23	0	4	1	1	0
Hourly Average	0.00	0.00	5.75	0.00	1.00	0.25	0.25	0.00
0400 - 0415	0	0	5	0	2	0	2	0
0415 - 0430	0	0	5	0	1	1	1	0
0430 - 0445	0	0	4	0	0	0	0	0
0445 - 0500	0	0	15	0	0	1	0	0
Hourly Total	0	0	29	0	3	2	3	0
Hourly Average	0.00	0.00	7.25	0.00	0.75	0.50	0.75	0.00
0500 - 0515	0	0	7	0	1	0	2	0
0515 - 0530	0	0	16	0	1	1	1	0
0530 - 0545	0	0	24	0	5	0	6	0
0545 - 0600	0	0	22	0	1	2	4	0
Hourly Total	0	0	69	0	8	3	13	0
Hourly Average	0.00	0.00	17.25	0.00	2.00	0.75	3.25	0.00
0600 - 0615	0	1	34	1	2	2	4	0
0615 - 0630	0	0	13	0	2	1	2	0
0630 - 0645	0	1	54	0	9	4	8	0
0645 - 0700	0	0	37	1	6	3	5	0
Hourly Total	0	2	138	2	19	10	19	0
Hourly Average	0.00	0.50	34.50	0.50	4.75	2.50	4.75	0.00
0700 - 0715	0	1	24	0	6	3	5	0
0715 - 0730	0	1	31	1	11	3	9	0
0730 - 0745	0	0	37	1	6	5	7	0
0745 - 0800	0	1	46	0	19	3	6	2
Hourly Total	0	3	138	2	42	14	27	2
Hourly Average	0.00	0.75	34.50	0.50	10.50	3.50	6.75	0.50
0800 - 0815	0	1	58	2	21	6	6	0
0815 - 0830	0	0	27	0	16	2	4	1
0830 - 0845	0	0	50	2	15	8	3	0
0845 - 0900	0	0	41	0	10	4	6	0
Hourly Total	0	1	176	4	62	20	19	1
Hourly Average	0.00	0.25	44.00	1.00	15.50	5.00	4.75	0.25
0900 - 0915	1	0	39	0	14	4	8	0
0915 - 0930	0	0	48	0	18	6	4	0
0930 - 0945	0	0	32	0	10	5	6	0
0945 - 1000	0	0	31	0	16	5	5	0
Hourly Total	1	0	150	0	58	20	23	0
Hourly Average	0.25	0.00	37.50	0.00	14.50	5.00	5.75	0.00
1000 - 1015	0	0	32	1	18	3	3	0
1015 - 1030	0	0	40	1	19	3	8	1

1030 - 1045	0	0	33	2	17	8	10	0
1045 - 1100	0	0	36	1	13	3	6	0
Hourly Total	0	0	141	5	67	17	27	1
Hourly Average	0.00	0.00	35.25	1.25	16.75	4.25	6.75	0.25
1100 - 1115	0	0	37	0	11	3	11	0
1115 - 1130	0	0	28	1	19	3	5	0
1130 - 1145	0	0	43	1	14	0	5	0
1145 - 1200	0	0	44	1	17	6	1	0
Hourly Total	0	0	152	3	61	12	22	0
Hourly Average	0.00	0.00	38.00	0.75	15.25	3.00	5.50	0.00
1200 - 1215	0	0	48	1	17	6	1	0
1215 - 1230	0	0	51	0	9	6	4	0
1230 - 1245	0	0	45	2	15	1	2	0
1245 - 1300	0	0	40	0	20	3	8	0
Hourly Total	0	0	184	3	61	16	15	0
Hourly Average	0.00	0.00	46.00	0.75	15.25	4.00	3.75	0.00
1300 - 1315	0	0	52	2	23	6	4	0
1315 - 1330	0	0	52	0	19	9	6	0
1330 - 1345	0	1	63	3	15	6	6	0
1345 - 1400	0	0	48	1	20	5	6	0
Hourly Total	0	1	215	6	77	26	22	0
Hourly Average	0.00	0.25	53.75	1.50	19.25	6.50	5.50	0.00
1400 - 1415	0	0	63	2	13	4	3	1
1415 - 1430	0	0	53	1	17	7	8	0
1430 - 1445	0	0	63	0	16	4	10	1
1445 - 1500	0	0	89	0	19	7	5	1
Hourly Total	0	0	268	3	65	22	26	3
Hourly Average	0.00	0.00	67.00	0.75	16.25	5.50	6.50	0.75
1500 - 1515	0	0	97	2	14	3	5	0
1515 - 1530	0	0	52	1	16	7	2	0
1530 - 1545	0	2	104	2	25	2	1	1
1545 - 1600	0	2	108	1	23	2	7	0
Hourly Total	0	4	361	6	78	14	15	1
Hourly Average	0.00	1.00	90.25	1.50	19.50	3.50	3.75	0.25
1600 - 1615	0	0	219	1	24	3	2	0
1615 - 1630	0	1	148	1	31	3	0	0
1630 - 1645	0	3	227	0	33	2	3	0
1645 - 1700	0	0	152	0	14	5	1	1
Hourly Total	0	4	746	2	102	13	6	1
Hourly Average	0.00	1.00	186.50	0.50	25.50	3.25	1.50	0.25
1700 - 1715	0	2	172	0	21	0	1	0
1715 - 1730	0	1	124	1	13	1	3	0
1730 - 1745	0	2	140	1	21	0	2	0
1745 - 1800	0	2	105	1	11	0	2	0
Hourly Total	0	7	541	3	66	1	8	0
Hourly Average	0.00	1.75	135.25	0.75	16.50	0.25	2.00	0.00
1800 - 1815	0	2	129	0	17	1	0	1
1815 - 1830	0	0	74	0	6	1	0	0
1830 - 1845	0	1	64	0	11	2	0	0
1845 - 1900	0	0	68	0	8	1	1	0
Hourly Total	0	3	335	0	42	5	1	1
Hourly Average	0.00	0.75	83.75	0.00	10.50	1.25	0.25	0.25
1900 - 1915	1	1	52	1	5	0	1	0
1915 - 1930	0	0	60	0	2	0	4	0
1930 - 1945	0	0	23	0	3	1	3	0
1945 - 2000	0	0	21	1	5	2	0	0
Hourly Total	1	1	156	2	15	3	8	0
Hourly Average	0.25	0.25	39.00	0.50	3.75	0.75	2.00	0.00
2000 - 2015	0	0	28	0	0	0	0	0
2015 - 2030	0	0	27	0	0	0	1	0
2030 - 2045	0	0	20	0	1	0	0	0
2045 - 2100	0	0	23	0	1	0	1	0
Hourly Total	0	0	98	0	2	0	2	0
Hourly Average	0.00	0.00	24.50	0.00	0.50	0.00	0.50	0.00
2100 - 2115	0	0	17	0	2	0	0	0
2115 - 2130	0	1	13	0	2	0	0	0
2130 - 2145	0	1	17	0	1	0	0	0
2145 - 2200	0	0	19	0	0	0	0	0
Hourly Total	0	2	66	0	5	0	0	0
Hourly Average	0.00	0.50	16.50	0.00	1.25	0.00	0.00	0.00
2200 - 2215	0	0	38	1	3	0	0	0
2215 - 2230	0	0	9	0	1	0	0	0
2230 - 2245	0	0	4	0	2	0	0	0
2245 - 2300	0	0	8	0	2	0	1	0
Hourly Total	0	0	59	1	8	0	1	0
Hourly Average	0.00	0.00	14.75	0.25	2.00	0.00	0.25	0.00
2300 - 2315	0	0	11	0	1	1	1	0
2315 - 2330	0	0	1	1	0	0	0	0
2330 - 2345	0	0	8	0	1	0	0	0
2345 - 0000	0	0	5	0	0	0	1	0
Hourly Total	0	0	25	1	2	1	2	0
Hourly Average	0.00	0.00	6.25	0.25	0.50	0.25	0.50	0.00

Session Total	2	29	4159	43	849	202	262	10
Session Average	0.02	0.30	43.32	0.45	8.84	2.10	2.73	0.10

Original Data	
TOTAL	PCU TOTAL
12	12.00
5	5.00
9	9.00
4	4.00
30	30.00
7.50	7.50
4	4.00
14	15.30
9	10.20
1	1.00
28	30.50
7.00	7.63
9	9.00
6	6.00
2	3.30
2	2.00
19	20.30
4.75	5.08
4	4.50
7	7.00
5	5.00
4	4.00
20	20.50
5.00	5.13
8	12.40
5	6.30
8	10.60
9	9.00
30	38.30
7.50	9.58
16	16.40
27	31.40
33	40.20
36	42.70
112	130.70
28.00	32.68
40	43.20
51	62.60
73	84.30
70	84.30
234	274.40
58.50	68.60
70	84.90
52	57.60
61	71.80
57	69.10
240	283.40
60.00	70.85
54	57.30
57	68.10
53	60.90
70	85.70
234	272.00
58.50	68.00
52	54.80
55	66.10

51	58.90
68	83.70
226	263.50
56.50	65.88
59	72.70
55	56.80
71	80.70
59	66.70
244	276.90
61.00	69.23
70	87.00
57	66.00
46	56.60
62	69.00
235	278.60
58.75	69.65
68	73.70
62	71.60
83	88.40
92	107.80
305	341.50
76.25	85.38
81	92.80
89	106.20
97	106.60
96	105.00
363	410.60
90.75	102.65
98	109.30
89	94.80
106	112.70
101	110.00
394	426.80
98.50	106.70
127	135.50
99	107.00
97	102.30
147	150.20
470	495.00
117.50	123.75
237	243.80
200	204.90
247	247.70
173	178.60
857	875.00
214.25	218.75
213	218.20
167	172.10
134	134.40
108	110.40
622	635.10
155.50	158.78
142	144.50
65	69.90
119	120.30
81	82.70
407	417.40
101.75	104.35
74	77.30
42	43.30
26	27.30
43	43.00
185	190.90
46.25	47.73
31	31.00
25	27.60
31	31.10
26	26.50
113	116.20
28.25	29.05
34	36.00
17	18.30
15	16.30
21	22.30
87	92.90
21.75	23.23
30	30.00
16	17.30
3	3.00
20	19.40
69	69.70
17.25	17.43
10	9.40

4	5.30
4	4.00
10	10.00
28	28.70
7.00	7.18

5552	6018.90
57.83	62.70

Original Data	
TOTAL	PCU TOTAL
20	21.30
12	12.00
12	12.00
2	2.00
46	47.30
11.50	11.83
2	2.00
9	9.00
7	8.20
12	12.00
30	31.20
7.50	7.80
5	5.00
7	7.00
6	6.00
2	2.50
20	20.50
5.00	5.13
8	8.00
14	15.80
4	4.00
3	3.00
29	30.80
7.25	7.70
9	11.60
8	9.80
4	4.00
16	16.50
37	41.90
9.25	10.48
10	12.60
19	20.80
35	42.80
29	35.20
93	111.40
23.25	27.85
44	49.60
18	21.10
76	87.80
52	60.00
190	218.50
47.50	54.63
39	46.40
56	68.60
56	67.60
77	87.70
228	270.30
57.00	67.58
94	104.20
50	57.20
78	85.90
61	70.80
283	318.10
70.75	79.53
66	77.60
76	84.20
53	63.30
57	66.00
252	291.10
63.00	72.78
57	62.40
72	84.90

70	87.00
59	68.30
258	302.60
64.50	75.65
62	77.80
56	64.00
63	69.50
69	73.30
250	284.60
62.50	71.15
73	77.30
70	78.20
65	68.10
71	82.90
279	306.50
69.75	76.63
87	95.20
86	98.30
94	104.20
80	90.30
347	388.00
86.75	97.00
86	92.90
86	99.90
94	110.00
121	132.00
387	434.80
96.75	108.70
121	129.00
78	84.10
137	139.10
143	151.90
479	504.10
119.75	126.03
249	253.10
184	184.90
268	271.10
173	177.80
874	886.90
218.50	221.73
196	196.10
143	146.80
166	167.40
121	122.40
626	632.70
156.50	158.18
150	150.30
81	81.50
78	78.40
78	79.80
387	390.00
96.75	97.50
61	60.90
66	71.20
30	34.40
29	30.00
186	196.50
46.50	49.13
28	28.00
28	29.30
21	21.00
25	26.30
102	104.60
25.50	26.15
19	19.00
16	15.40
19	18.40
19	19.00
73	71.80
18.25	17.95
42	42.00
10	10.00
6	6.00
11	12.30
69	70.30
17.25	17.58
14	15.80
2	2.00
9	9.00
6	7.30
31	34.10
7.75	8.53

5556	5988.60
57.88	62.38

Immingham, Lincolnshire
Classified Junction Count

Site 6 of 9
A1173
A180 (East)
A1173 Mathew Ford Way
A180 (West)

Lat/Long
lat 53.597659° lon -0.197297°

Date
Wednesday 24 April 2019

Weather
Sunny Intervals
Temp: 15°C

0000 - 2400 (Wednesday 24H Session)

TIME	Movement 6.2: Southbound from A1173 to A1173 Mathew Ford Way							
	P/CYCLE	M/CYCLE	CAR	TAXI	LGV	OGV1	OGV2	BUS/COACH
0000 - 0015	0	0	4	0	0	0	0	0
0015 - 0030	0	0	0	0	0	0	0	0
0030 - 0045	0	0	1	0	0	0	0	0
0045 - 0100	0	0	0	0	0	0	0	0
Hourly Total	0	0	5	0	0	0	0	0
Hourly Average	0.00	0.00	1.25	0.00	0.00	0.00	0.00	0.00
0100 - 0115	0	0	0	0	0	0	0	0
0115 - 0130	0	0	2	0	0	0	1	0
0130 - 0145	0	0	0	0	0	0	1	0
0145 - 0200	0	0	3	0	0	0	0	0
Hourly Total	0	0	5	0	0	0	2	0
Hourly Average	0.00	0.00	1.25	0.00	0.00	0.00	0.50	0.00
0200 - 0215	0	0	0	0	0	0	1	0
0215 - 0230	0	0	0	0	0	0	0	0
0230 - 0245	0	0	1	0	0	0	0	0
0245 - 0300	0	0	2	0	0	0	1	0
Hourly Total	0	0	3	0	0	0	2	0
Hourly Average	0.00	0.00	0.75	0.00	0.00	0.00	0.50	0.00
0300 - 0315	0	0	0	0	0	0	1	0
0315 - 0330	0	0	0	0	0	0	2	0
0330 - 0345	0	0	0	0	0	0	0	0
0345 - 0400	0	0	0	0	0	0	1	0
Hourly Total	0	0	0	0	0	0	4	0
Hourly Average	0.00	0.00	0.00	0.00	0.00	0.00	1.00	0.00
0400 - 0415	0	0	0	0	0	0	2	0
0415 - 0430	0	0	0	0	0	0	1	0
0430 - 0445	0	0	1	0	0	0	2	0
0445 - 0500	0	0	1	0	0	0	0	0
Hourly Total	0	0	2	0	0	0	5	0
Hourly Average	0.00	0.00	0.50	0.00	0.00	0.00	1.25	0.00
0500 - 0515	0	0	0	0	0	0	0	0
0515 - 0530	0	0	1	0	0	0	2	0
0530 - 0545	0	0	0	0	0	0	1	0
0545 - 0600	0	0	4	0	0	1	0	0
Hourly Total	0	0	5	0	0	1	3	0
Hourly Average	0.00	0.00	1.25	0.00	0.00	0.25	0.75	0.00
0600 - 0615	0	1	2	0	0	0	3	0
0615 - 0630	0	0	2	0	0	0	1	0
0630 - 0645	0	0	1	0	1	1	2	1
0645 - 0700	0	0	4	0	1	0	3	0
Hourly Total	0	1	9	0	2	1	9	1
Hourly Average	0.00	0.25	2.25	0.00	0.50	0.25	2.25	0.25
0700 - 0715	0	0	5	0	3	2	2	0
0715 - 0730	0	0	1	0	1	0	3	0
0730 - 0745	0	0	0	1	1	2	2	0
0745 - 0800	0	0	4	0	1	1	2	0
Hourly Total	0	0	10	1	6	5	9	0
Hourly Average	0.00	0.00	2.50	0.25	1.50	1.25	2.25	0.00
0800 - 0815	0	0	2	0	0	1	1	0
0815 - 0830	0	0	3	0	1	2	2	0
0830 - 0845	0	0	5	0	0	0	0	0
0845 - 0900	0	0	5	0	1	0	0	0
Hourly Total	0	0	15	0	2	3	3	0
Hourly Average	0.00	0.00	3.75	0.00	0.50	0.75	0.75	0.00
0900 - 0915	0	0	2	0	0	1	1	0
0915 - 0930	0	0	3	0	1	2	2	0

0930 - 0945	0	0	5	0	0	0	0	0
0945 - 1000	0	0	5	0	1	0	0	0
Hourly Total	0	0	15	0	2	3	3	0
Hourly Average	0.00	0.00	3.75	0.00	0.50	0.75	0.75	0.00
1000 - 1015	0	0	3	0	1	1	2	0
1015 - 1030	0	0	2	0	3	0	4	0
1030 - 1045	0	0	1	0	1	0	4	0
1045 - 1100	0	0	6	0	4	1	0	0
Hourly Total	0	0	12	0	9	2	10	0
Hourly Average	0.00	0.00	3.00	0.00	2.25	0.50	2.50	0.00
1100 - 1115	0	0	2	0	4	2	1	0
1115 - 1130	0	0	2	0	4	0	1	0
1130 - 1145	0	0	4	0	2	0	2	0
1145 - 1200	0	0	4	0	2	0	3	0
Hourly Total	0	0	12	0	12	2	7	0
Hourly Average	0.00	0.00	3.00	0.00	3.00	0.50	1.75	0.00
1200 - 1215	0	0	9	0	3	2	0	0
1215 - 1230	0	0	6	0	0	0	5	0
1230 - 1245	0	0	4	0	1	0	3	0
1245 - 1300	0	0	2	0	3	0	0	0
Hourly Total	0	0	21	0	7	2	8	0
Hourly Average	0.00	0.00	5.25	0.00	1.75	0.50	2.00	0.00
1300 - 1315	0	0	10	0	2	0	4	0
1315 - 1330	0	0	4	0	0	1	3	0
1330 - 1345	0	0	4	0	3	1	4	0
1345 - 1400	0	0	8	0	2	0	2	0
Hourly Total	0	0	26	0	7	2	13	0
Hourly Average	0.00	0.00	6.50	0.00	1.75	0.50	3.25	0.00
1400 - 1415	0	0	6	0	1	0	1	0
1415 - 1430	0	0	6	0	2	0	4	0
1430 - 1445	0	0	11	0	3	0	2	0
1445 - 1500	0	0	9	0	0	0	3	1
Hourly Total	0	0	32	0	6	0	10	1
Hourly Average	0.00	0.00	8.00	0.00	1.50	0.00	2.50	0.25
1500 - 1515	0	0	15	0	4	0	1	1
1515 - 1530	0	1	12	0	1	0	3	0
1530 - 1545	0	1	16	0	2	1	5	0
1545 - 1600	0	0	19	0	1	3	2	0
Hourly Total	0	2	62	0	8	4	11	1
Hourly Average	0.00	0.50	15.50	0.00	2.00	1.00	2.75	0.25
1600 - 1615	0	1	21	0	7	3	1	0
1615 - 1630	0	0	31	0	4	2	5	0
1630 - 1645	0	1	34	0	6	0	4	0
1645 - 1700	0	0	23	0	3	0	3	0
Hourly Total	0	2	109	0	20	5	13	0
Hourly Average	0.00	0.50	27.25	0.00	5.00	1.25	3.25	0.00
1700 - 1715	0	0	44	0	2	0	2	0
1715 - 1730	1	0	23	0	2	0	2	0
1730 - 1745	0	0	20	0	5	0	4	0
1745 - 1800	0	0	9	0	3	2	2	0
Hourly Total	1	0	96	0	12	2	10	0
Hourly Average	0.25	0.00	24.00	0.00	3.00	0.50	2.50	0.00
1800 - 1815	0	0	13	0	2	0	0	0
1815 - 1830	0	0	6	0	1	0	0	0
1830 - 1845	0	0	14	0	2	0	0	0
1845 - 1900	0	0	11	0	1	0	0	0
Hourly Total	0	0	44	0	6	0	0	0
Hourly Average	0.00	0.00	11.00	0.00	1.50	0.00	0.00	0.00
1900 - 1915	0	0	7	0	0	0	3	0
1915 - 1930	0	0	4	0	1	0	0	0
1930 - 1945	0	0	5	0	0	0	0	0
1945 - 2000	0	0	1	0	1	0	0	0
Hourly Total	0	0	17	0	2	0	3	0
Hourly Average	0.00	0.00	4.25	0.00	0.50	0.00	0.75	0.00
2000 - 2015	0	0	2	0	0	0	0	0
2015 - 2030	0	1	1	0	0	0	0	0
2030 - 2045	0	0	5	0	1	0	3	0
2045 - 2100	0	0	4	0	0	0	0	0
Hourly Total	0	1	12	0	1	0	3	0
Hourly Average	0.00	0.25	3.00	0.00	0.25	0.00	0.75	0.00
2100 - 2115	0	0	3	0	0	1	1	0
2115 - 2130	0	0	1	0	0	0	0	0
2130 - 2145	0	0	2	0	0	1	1	0
2145 - 2200	0	0	3	0	0	0	0	0
Hourly Total	0	0	9	0	0	2	2	0
Hourly Average	0.00	0.00	2.25	0.00	0.00	0.50	0.50	0.00
2200 - 2215	0	0	1	0	0	0	0	0
2215 - 2230	0	0	0	0	0	0	0	0
2230 - 2245	0	0	0	0	0	0	0	0
2245 - 2300	0	0	2	0	0	0	0	0
Hourly Total	0	0	3	0	0	0	0	0
Hourly Average	0.00	0.00	0.75	0.00	0.00	0.00	0.00	0.00
2300 - 2315	0	0	2	0	0	0	0	0

2315 - 2330	0	0	0	0	0	0	0	0
2330 - 2345	0	0	2	0	0	0	0	0
2345 - 0000	0	0	2	0	0	0	0	0
Hourly Total	0	0	6	0	0	0	0	0
Hourly Average	0.00	0.00	1.50	0.00	0.00	0.00	0.00	0.00

Session Total	1	6	530	1	102	34	130	3
Session Average	0.01	0.06	5.52	0.01	1.06	0.35	1.35	0.03

Date
Thursday 25 April 2019

Weather
Sunny Intervals
Temp: 12°C

0000 - 2400 (Thursday 24H Session)

TIME	Movement 6.2: Southbound from A1173 to A1173 Mathew Ford Way							
	P/CYCLE	M/CYCLE	CAR	TAXI	LGV	OGV1	OGV2	BUS/COACH
0000 - 0015	0	0	4	0	1	0	0	0
0015 - 0030	0	0	0	0	0	0	0	0
0030 - 0045	0	0	0	0	0	0	0	0
0045 - 0100	0	0	0	0	0	0	0	0
Hourly Total	0	0	4	0	1	0	0	0
Hourly Average	0.00	0.00	1.00	0.00	0.25	0.00	0.00	0.00
0100 - 0115	0	0	0	0	0	0	0	0
0115 - 0130	0	0	2	0	0	0	0	0
0130 - 0145	0	0	2	0	0	0	0	0
0145 - 0200	0	0	1	0	0	0	0	0
Hourly Total	0	0	5	0	0	0	0	0
Hourly Average	0.00	0.00	1.25	0.00	0.00	0.00	0.00	0.00
0200 - 0215	0	0	1	0	0	0	0	0
0215 - 0230	0	0	0	0	0	0	1	0
0230 - 0245	0	0	0	0	0	0	0	0
0245 - 0300	0	0	0	0	1	0	1	0
Hourly Total	0	0	1	0	1	0	2	0
Hourly Average	0.00	0.00	0.25	0.00	0.25	0.00	0.50	0.00
0300 - 0315	0	0	0	0	0	0	1	0
0315 - 0330	0	0	0	0	0	0	0	0
0330 - 0345	0	0	0	0	0	0	0	0
0345 - 0400	0	0	0	0	0	0	1	0
Hourly Total	0	0	0	0	0	0	2	0
Hourly Average	0.00	0.00	0.00	0.00	0.00	0.00	0.50	0.00
0400 - 0415	0	0	1	0	0	0	1	0
0415 - 0430	0	0	0	0	0	0	1	0
0430 - 0445	0	0	0	0	0	0	0	0
0445 - 0500	0	0	1	0	0	0	1	0
Hourly Total	0	0	2	0	0	0	3	0
Hourly Average	0.00	0.00	0.50	0.00	0.00	0.00	0.75	0.00
0500 - 0515	0	0	0	0	0	0	1	0
0515 - 0530	0	0	1	0	0	0	4	0
0530 - 0545	0	0	1	0	0	0	5	0
0545 - 0600	0	0	4	0	0	0	3	0
Hourly Total	0	0	6	0	0	0	13	0
Hourly Average	0.00	0.00	1.50	0.00	0.00	0.00	3.25	0.00
0600 - 0615	0	0	1	0	0	1	3	0
0615 - 0630	0	0	1	0	0	0	3	0
0630 - 0645	0	0	1	0	0	1	1	0
0645 - 0700	0	0	2	0	0	1	0	0
Hourly Total	0	0	5	0	0	3	7	0
Hourly Average	0.00	0.00	1.25	0.00	0.00	0.75	1.75	0.00
0700 - 0715	0	0	1	0	0	1	5	0
0715 - 0730	0	0	0	0	0	0	4	0
0730 - 0745	0	1	1	0	0	1	4	0
0745 - 0800	0	0	1	0	1	3	2	0
Hourly Total	0	1	3	0	1	5	15	0
Hourly Average	0.00	0.25	0.75	0.00	0.25	1.25	3.75	0.00
0800 - 0815	0	0	0	0	1	2	2	0
0815 - 0830	0	0	1	0	1	1	0	0
0830 - 0845	0	0	1	0	0	1	2	0
0845 - 0900	0	0	2	0	1	0	0	0
Hourly Total	0	0	4	0	3	4	4	0
Hourly Average	0.00	0.00	1.00	0.00	0.75	1.00	1.00	0.00
0900 - 0915	0	0	2	0	0	1	4	0
0915 - 0930	0	0	6	0	2	2	4	0
0930 - 0945	0	0	5	0	3	0	1	0
0945 - 1000	0	0	3	0	3	0	0	0
Hourly Total	0	0	16	0	8	3	9	0
Hourly Average	0.00	0.00	4.00	0.00	2.00	0.75	2.25	0.00
1000 - 1015	0	0	4	0	0	0	6	0
1015 - 1030	0	0	3	0	0	0	0	0

1030 - 1045	0	0	6	0	1	3	2	0
1045 - 1100	0	0	4	0	0	0	1	0
Hourly Total	0	0	17	0	1	3	9	0
Hourly Average	0.00	0.00	4.25	0.00	0.25	0.75	2.25	0.00
1100 - 1115	0	0	6	0	1	1	2	0
1115 - 1130	0	0	4	0	1	1	1	0
1130 - 1145	0	0	4	0	1	0	0	0
1145 - 1200	0	0	5	0	1	1	3	0
Hourly Total	0	0	19	0	4	3	6	0
Hourly Average	0.00	0.00	4.75	0.00	1.00	0.75	1.50	0.00
1200 - 1215	0	0	6	0	0	2	2	0
1215 - 1230	0	0	8	0	1	2	2	0
1230 - 1245	0	0	9	0	1	0	0	0
1245 - 1300	0	0	3	0	1	0	1	0
Hourly Total	0	0	26	0	3	4	5	0
Hourly Average	0.00	0.00	6.50	0.00	0.75	1.00	1.25	0.00
1300 - 1315	0	0	9	0	2	0	4	0
1315 - 1330	0	0	4	0	2	0	6	0
1330 - 1345	0	0	6	0	0	1	2	0
1345 - 1400	0	0	4	0	0	1	3	0
Hourly Total	0	0	23	0	4	2	15	0
Hourly Average	0.00	0.00	5.75	0.00	1.00	0.50	3.75	0.00
1400 - 1415	0	0	14	0	1	1	1	0
1415 - 1430	0	0	6	0	4	0	1	0
1430 - 1445	0	0	9	0	4	2	1	0
1445 - 1500	0	0	11	0	1	1	3	0
Hourly Total	0	0	40	0	10	4	6	0
Hourly Average	0.00	0.00	10.00	0.00	2.50	1.00	1.50	0.00
1500 - 1515	0	0	18	0	4	1	1	0
1515 - 1530	0	1	7	0	1	0	1	0
1530 - 1545	0	0	14	0	1	2	1	0
1545 - 1600	0	0	16	0	3	1	3	0
Hourly Total	0	1	55	0	9	4	6	0
Hourly Average	0.00	0.25	13.75	0.00	2.25	1.00	1.50	0.00
1600 - 1615	0	0	22	0	2	2	1	0
1615 - 1630	1	0	15	0	2	4	1	0
1630 - 1645	0	0	26	0	5	2	4	0
1645 - 1700	0	0	30	0	1	1	1	0
Hourly Total	1	0	93	0	10	9	7	0
Hourly Average	0.25	0.00	23.25	0.00	2.50	2.25	1.75	0.00
1700 - 1715	0	0	55	0	4	1	0	0
1715 - 1730	0	0	31	0	1	0	1	0
1730 - 1745	0	0	26	0	4	0	3	0
1745 - 1800	0	0	14	0	0	0	3	0
Hourly Total	0	0	126	0	9	1	7	0
Hourly Average	0.00	0.00	31.50	0.00	2.25	0.25	1.75	0.00
1800 - 1815	0	1	14	0	1	0	2	0
1815 - 1830	0	0	8	0	0	0	0	0
1830 - 1845	0	0	8	0	1	0	1	0
1845 - 1900	0	1	17	0	1	0	1	0
Hourly Total	0	2	47	0	3	0	4	0
Hourly Average	0.00	0.50	11.75	0.00	0.75	0.00	1.00	0.00
1900 - 1915	0	0	5	0	2	0	1	0
1915 - 1930	0	0	6	0	0	0	1	0
1930 - 1945	0	0	2	0	0	0	0	0
1945 - 2000	0	0	1	0	0	0	0	0
Hourly Total	0	0	14	0	2	0	2	0
Hourly Average	0.00	0.00	3.50	0.00	0.50	0.00	0.50	0.00
2000 - 2015	0	1	5	0	0	0	0	0
2015 - 2030	0	0	1	0	0	0	2	0
2030 - 2045	0	0	3	0	0	0	0	0
2045 - 2100	0	0	6	0	0	0	2	0
Hourly Total	0	1	15	0	0	0	4	0
Hourly Average	0.00	0.25	3.75	0.00	0.00	0.00	1.00	0.00
2100 - 2115	0	0	1	0	0	0	0	0
2115 - 2130	0	0	1	0	1	0	0	0
2130 - 2145	0	0	4	0	0	0	0	0
2145 - 2200	0	0	0	0	0	0	0	0
Hourly Total	0	0	6	0	1	0	0	0
Hourly Average	0.00	0.00	1.50	0.00	0.25	0.00	0.00	0.00
2200 - 2215	0	0	2	0	0	0	0	0
2215 - 2230	0	0	1	0	0	0	1	0
2230 - 2245	0	0	0	0	0	0	0	0
2245 - 2300	0	0	0	0	0	0	1	0
Hourly Total	0	0	3	0	0	0	2	0
Hourly Average	0.00	0.00	0.75	0.00	0.00	0.00	0.50	0.00
2300 - 2315	0	0	1	0	1	0	0	0
2315 - 2330	0	0	0	0	0	0	0	0
2330 - 2345	0	0	0	0	0	0	0	0
2345 - 0000	0	0	4	0	0	0	0	0
Hourly Total	0	0	5	0	1	0	0	0
Hourly Average	0.00	0.00	1.25	0.00	0.25	0.00	0.00	0.00

Session Total	1	5	535	0	71	45	128	0
Session Average	0.01	0.05	5.57	0.00	0.74	0.47	1.33	0.00

Original Data	
TOTAL	PCU TOTAL
4	4.00
0	0.00
1	1.00
0	0.00
5	5.00
1.25	1.25
0	0.00
3	4.30
1	2.30
3	3.00
7	9.60
1.75	2.40
1	2.30
0	0.00
1	1.00
3	4.30
5	7.60
1.25	1.90
1	2.30
2	4.60
0	0.00
1	2.30
4	9.20
1.00	2.30
2	4.60
1	2.30
3	5.60
1	1.00
7	13.50
1.75	3.38
0	0.00
3	5.60
1	2.30
5	5.50
9	13.40
2.25	3.35
6	9.30
3	4.30
6	10.10
8	11.90
23	35.60
5.75	8.90
12	15.60
5	8.90
6	9.60
8	11.10
31	45.20
7.75	11.30
4	5.80
8	11.60
5	5.00
6	6.00
23	28.40
5.75	7.10
4	5.80
8	11.60

5	5.00
6	6.00
23	28.40
5.75	7.10
7	10.10
9	14.20
6	11.20
11	11.50
33	47.00
8.25	11.75
9	11.30
7	8.30
8	10.60
9	12.90
33	43.10
8.25	10.78
14	15.00
11	17.50
8	11.90
5	5.00
38	49.40
9.50	12.35
16	21.20
8	12.40
12	17.70
12	14.60
48	65.90
12.00	16.48
8	9.30
12	17.20
16	18.60
13	17.90
49	63.00
12.25	15.75
21	23.30
17	20.30
25	31.40
25	29.10
88	104.10
22.00	26.03
33	35.20
42	49.50
45	49.60
29	32.90
149	167.20
37.25	41.80
48	50.60
28	29.80
29	34.20
16	19.60
121	134.20
30.25	33.55
15	15.00
7	7.00
16	16.00
12	12.00
50	50.00
12.50	12.50
10	13.90
5	5.00
5	5.00
2	2.00
22	25.90
5.50	6.48
2	2.00
2	1.40
9	12.90
4	4.00
17	20.30
4.25	5.08
5	6.80
1	1.00
4	5.80
3	3.00
13	16.60
3.25	4.15
1	1.00
0	0.00
0	0.00
2	2.00
3	3.00
0.75	0.75
2	2.00

0	0.00
2	2.00
2	2.00
6	6.00
1.50	1.50

807	991.60
8.41	10.33

Original Data	
TOTAL	PCU TOTAL
5	5.00
0	0.00
0	0.00
0	0.00
5	5.00
1.25	1.25
0	0.00
2	2.00
2	2.00
1	1.00
5	5.00
1.25	1.25
1	1.00
1	2.30
0	0.00
2	3.30
4	6.60
1.00	1.65
1	2.30
0	0.00
0	0.00
1	2.30
2	4.60
0.50	1.15
2	3.30
1	2.30
0	0.00
2	3.30
5	8.90
1.25	2.23
1	2.30
5	10.20
6	12.50
7	10.90
19	35.90
4.75	8.98
5	9.40
4	7.90
3	4.80
3	3.50
15	25.60
3.75	6.40
7	14.00
4	9.20
7	12.10
7	11.10
25	46.40
6.25	11.60
5	8.60
3	3.50
4	7.10
3	3.00
15	22.20
3.75	5.55
7	12.70
14	20.20
9	10.30
6	6.00
36	49.20
9.00	12.30
10	17.80
3	3.00

12	16.10
5	6.30
30	43.20
7.50	10.80
10	13.10
7	8.80
5	5.00
10	14.40
32	41.30
8.00	10.33
10	13.60
13	16.60
10	10.00
5	6.30
38	46.50
9.50	11.63
15	20.20
12	19.80
9	12.10
8	12.40
44	64.50
11.00	16.13
17	18.80
11	12.30
16	18.30
16	20.40
60	69.80
15.00	17.45
24	25.80
10	10.70
18	20.30
23	27.40
75	84.20
18.75	21.05
27	29.30
23	25.50
37	43.20
33	34.80
120	132.80
30.00	33.20
60	60.50
33	34.30
33	36.90
17	20.90
143	152.60
35.75	38.15
18	20.00
8	8.00
10	11.30
20	20.70
56	60.00
14.00	15.00
8	9.30
7	8.30
2	2.00
1	1.00
18	20.60
4.50	5.15
6	5.40
3	5.60
3	3.00
8	10.60
20	24.60
5.00	6.15
1	1.00
2	2.00
4	4.00
0	0.00
7	7.00
1.75	1.75
2	2.00
2	3.30
0	0.00
1	2.30
5	7.60
1.25	1.90
2	2.00
0	0.00
0	0.00
4	4.00
6	6.00
1.50	1.50

785	970.10
8.18	10.11

Immingham, Lincolnshire
Classified Junction Count

Site 6 of 9

A1173
A180 (East)
A1173 Mathew Ford Way
A180 (West)

Lat/Long

lat 53.597659° lon -0.197297°

Date

Wednesday 24 April 2019

Weather

Sunny Intervals
Temp: 15°C

0000 - 2400 (Wednesday 24H Session)

TIME	Movement 6.3: Right from A1173 to A180 (West)							
	P/CYCLE	M/CYCLE	CAR	TAXI	LGV	OGV1	OGV2	BUS/COACH
0000 - 0015	0	0	3	0	0	0	3	0
0015 - 0030	0	0	1	0	0	0	1	0
0030 - 0045	0	0	0	0	0	0	2	0
0045 - 0100	0	0	2	0	0	0	0	0
Hourly Total	0	0	6	0	0	0	6	0
Hourly Average	0.00	0.00	1.50	0.00	0.00	0.00	1.50	0.00
0100 - 0115	0	0	2	0	0	0	1	0
0115 - 0130	0	0	3	0	0	0	2	0
0130 - 0145	0	0	0	0	0	0	0	0
0145 - 0200	0	0	0	0	0	0	0	0
Hourly Total	0	0	5	0	0	0	3	0
Hourly Average	0.00	0.00	1.25	0.00	0.00	0.00	0.75	0.00
0200 - 0215	0	0	1	0	0	0	0	0
0215 - 0230	0	0	2	0	1	0	4	0
0230 - 0245	0	0	0	0	0	0	2	0
0245 - 0300	0	0	0	0	0	0	1	0
Hourly Total	0	0	3	0	1	0	7	0
Hourly Average	0.00	0.00	0.75	0.00	0.25	0.00	1.75	0.00
0300 - 0315	0	0	0	0	4	1	4	0
0315 - 0330	0	0	4	0	0	0	3	0
0330 - 0345	0	0	0	0	0	1	5	0
0345 - 0400	0	0	0	0	0	0	5	0
Hourly Total	0	0	4	0	4	2	17	0
Hourly Average	0.00	0.00	1.00	0.00	1.00	0.50	4.25	0.00
0400 - 0415	0	0	0	0	0	1	4	0
0415 - 0430	0	0	1	0	1	0	8	0
0430 - 0445	0	0	0	0	0	0	8	0
0445 - 0500	0	0	0	0	0	0	15	0
Hourly Total	0	0	1	0	1	1	35	0
Hourly Average	0.00	0.00	0.25	0.00	0.25	0.25	8.75	0.00
0500 - 0515	0	0	2	0	0	2	13	0
0515 - 0530	0	0	1	0	0	3	7	0
0530 - 0545	0	0	3	0	1	2	16	0
0545 - 0600	0	0	1	0	0	4	12	0
Hourly Total	0	0	7	0	1	11	48	0
Hourly Average	0.00	0.00	1.75	0.00	0.25	2.75	12.00	0.00
0600 - 0615	0	0	3	0	3	1	12	0
0615 - 0630	0	0	4	0	1	3	21	1
0630 - 0645	0	0	2	0	0	1	18	0
0645 - 0700	0	0	1	0	3	4	20	0
Hourly Total	0	0	10	0	7	9	71	1
Hourly Average	0.00	0.00	2.50	0.00	1.75	2.25	17.75	0.25
0700 - 0715	0	0	5	0	2	0	23	0
0715 - 0730	0	0	12	0	5	1	21	0
0730 - 0745	0	1	6	0	7	3	14	0
0745 - 0800	0	0	7	0	3	1	18	0
Hourly Total	0	1	30	0	17	5	76	0
Hourly Average	0.00	0.25	7.50	0.00	4.25	1.25	19.00	0.00
0800 - 0815	0	0	4	0	5	2	23	0
0815 - 0830	0	0	3	0	4	1	12	0
0830 - 0845	0	0	3	0	0	3	17	0
0845 - 0900	0	0	3	0	6	5	15	0
Hourly Total	0	0	13	0	15	11	67	0
Hourly Average	0.00	0.00	3.25	0.00	3.75	2.75	16.75	0.00
0900 - 0915	0	0	5	1	5	2	21	0
0915 - 0930	0	0	5	0	4	1	10	0

0930 - 0945	0	0	5	0	0	3	15	0
0945 - 1000	0	0	5	0	6	5	13	0
Hourly Total	0	0	20	1	15	11	59	0
Hourly Average	0.00	0.00	5.00	0.25	3.75	2.75	14.75	0.00
1000 - 1015	0	0	5	0	5	3	20	0
1015 - 1030	0	0	1	0	4	4	13	0
1030 - 1045	0	0	4	0	3	0	5	0
1045 - 1100	0	0	3	0	6	4	6	0
Hourly Total	0	0	13	0	18	11	44	0
Hourly Average	0.00	0.00	3.25	0.00	4.50	2.75	11.00	0.00
1100 - 1115	0	0	9	0	4	3	11	0
1115 - 1130	0	0	6	0	3	1	21	0
1130 - 1145	0	0	2	0	2	1	12	0
1145 - 1200	0	0	5	0	2	2	16	0
Hourly Total	0	0	22	0	11	7	60	0
Hourly Average	0.00	0.00	5.50	0.00	2.75	1.75	15.00	0.00
1200 - 1215	0	0	12	0	4	1	17	0
1215 - 1230	0	0	7	0	2	1	14	0
1230 - 1245	0	0	4	0	4	2	23	0
1245 - 1300	0	0	0	0	3	2	8	0
Hourly Total	0	0	23	0	13	6	62	0
Hourly Average	0.00	0.00	5.75	0.00	3.25	1.50	15.50	0.00
1300 - 1315	0	0	8	0	3	0	16	0
1315 - 1330	0	0	11	0	6	1	8	0
1330 - 1345	0	0	5	0	4	0	13	0
1345 - 1400	0	0	4	0	6	2	17	0
Hourly Total	0	0	28	0	19	3	54	0
Hourly Average	0.00	0.00	7.00	0.00	4.75	0.75	13.50	0.00
1400 - 1415	0	0	6	0	4	2	15	0
1415 - 1430	0	0	9	0	2	2	14	0
1430 - 1445	0	0	11	0	5	2	16	0
1445 - 1500	0	0	15	0	3	1	18	4
Hourly Total	0	0	41	0	14	7	63	4
Hourly Average	0.00	0.00	10.25	0.00	3.50	1.75	15.75	1.00
1500 - 1515	0	0	17	0	5	1	10	0
1515 - 1530	0	0	17	0	8	1	8	0
1530 - 1545	0	0	22	0	3	1	20	0
1545 - 1600	0	0	24	0	3	1	18	0
Hourly Total	0	0	80	0	19	4	56	0
Hourly Average	0.00	0.00	20.00	0.00	4.75	1.00	14.00	0.00
1600 - 1615	0	0	41	0	14	1	11	0
1615 - 1630	0	0	31	0	6	1	14	0
1630 - 1645	0	0	35	0	2	1	16	0
1645 - 1700	0	0	28	0	5	3	19	0
Hourly Total	0	0	135	0	27	6	60	0
Hourly Average	0.00	0.00	33.75	0.00	6.75	1.50	15.00	0.00
1700 - 1715	0	0	35	0	8	1	11	0
1715 - 1730	0	0	16	0	2	1	11	0
1730 - 1745	0	0	17	0	3	0	8	0
1745 - 1800	0	0	6	0	4	0	6	0
Hourly Total	0	0	74	0	17	2	36	0
Hourly Average	0.00	0.00	18.50	0.00	4.25	0.50	9.00	0.00
1800 - 1815	0	0	14	0	1	1	7	0
1815 - 1830	0	0	6	0	1	0	4	0
1830 - 1845	0	0	5	0	1	1	6	0
1845 - 1900	0	0	9	0	1	0	2	0
Hourly Total	0	0	34	0	4	2	19	0
Hourly Average	0.00	0.00	8.50	0.00	1.00	0.50	4.75	0.00
1900 - 1915	0	0	12	0	0	0	6	0
1915 - 1930	0	0	6	0	0	0	4	0
1930 - 1945	0	0	4	0	1	0	3	0
1945 - 2000	0	0	5	0	2	0	4	0
Hourly Total	0	0	27	0	3	0	17	0
Hourly Average	0.00	0.00	6.75	0.00	0.75	0.00	4.25	0.00
2000 - 2015	0	0	2	0	0	0	2	0
2015 - 2030	0	0	3	0	2	0	2	0
2030 - 2045	0	0	3	0	0	0	1	0
2045 - 2100	0	0	4	0	0	0	0	0
Hourly Total	0	0	12	0	2	0	5	0
Hourly Average	0.00	0.00	3.00	0.00	0.50	0.00	1.25	0.00
2100 - 2115	0	0	2	0	0	0	0	0
2115 - 2130	0	0	1	0	0	0	1	0
2130 - 2145	0	0	2	0	0	0	1	0
2145 - 2200	0	0	1	0	0	0	1	0
Hourly Total	0	0	6	0	0	0	3	0
Hourly Average	0.00	0.00	1.50	0.00	0.00	0.00	0.75	0.00
2200 - 2215	0	0	2	0	0	0	0	0
2215 - 2230	0	0	5	0	0	0	0	0
2230 - 2245	0	0	1	0	0	0	1	0
2245 - 2300	0	0	1	0	0	1	0	0
Hourly Total	0	0	9	0	0	1	1	0
Hourly Average	0.00	0.00	2.25	0.00	0.00	0.25	0.25	0.00
2300 - 2315	0	0	1	0	0	0	0	0

2315 - 2330	0	0	1	0	0	0	1	0
2330 - 2345	0	0	0	0	0	0	1	0
2345 - 0000	0	0	0	0	0	0	0	0
Hourly Total	0	0	2	0	0	0	2	0
Hourly Average	0.00	0.00	0.50	0.00	0.00	0.00	0.50	0.00

Session Total	0	1	605	1	208	99	871	5
Session Average	0.00	0.01	6.30	0.01	2.17	1.03	9.07	0.05

Date
Thursday 25 April 2019

Weather
Sunny Intervals
Temp: 12°C

0000 - 2400 (Thursday 24H Session)

TIME	Movement 6.3: Right from A1173 to A180 (West)							
	P/CYCLE	M/CYCLE	CAR	TAXI	LGV	OGV1	OGV2	BUS/COACH
0000 - 0015	0	0	3	0	0	0	0	0
0015 - 0030	0	0	0	0	0	0	2	0
0030 - 0045	0	0	0	0	0	0	0	0
0045 - 0100	0	0	2	0	0	0	1	0
Hourly Total	0	0	5	0	0	0	3	0
Hourly Average	0.00	0.00	1.25	0.00	0.00	0.00	0.75	0.00
0100 - 0115	0	0	0	0	0	0	0	0
0115 - 0130	0	0	0	0	1	1	0	0
0130 - 0145	0	0	3	0	1	0	0	0
0145 - 0200	0	0	2	0	0	0	0	0
Hourly Total	0	0	5	0	2	1	0	0
Hourly Average	0.00	0.00	1.25	0.00	0.50	0.25	0.00	0.00
0200 - 0215	0	0	0	0	0	0	2	0
0215 - 0230	0	0	0	0	0	1	1	0
0230 - 0245	0	0	0	0	0	0	2	0
0245 - 0300	0	0	0	0	0	0	1	0
Hourly Total	0	0	0	0	0	1	6	0
Hourly Average	0.00	0.00	0.00	0.00	0.00	0.25	1.50	0.00
0300 - 0315	0	0	1	0	0	0	3	0
0315 - 0330	0	0	0	0	0	0	4	0
0330 - 0345	0	0	0	0	0	0	2	0
0345 - 0400	0	0	0	0	0	0	3	0
Hourly Total	0	0	1	0	0	0	12	0
Hourly Average	0.00	0.00	0.25	0.00	0.00	0.00	3.00	0.00
0400 - 0415	0	0	0	0	0	2	9	0
0415 - 0430	0	0	0	0	0	1	7	0
0430 - 0445	0	0	1	0	0	0	2	0
0445 - 0500	0	0	0	0	1	3	9	0
Hourly Total	0	0	1	0	1	6	27	0
Hourly Average	0.00	0.00	0.25	0.00	0.25	1.50	6.75	0.00
0500 - 0515	0	0	0	0	1	2	7	0
0515 - 0530	0	0	2	0	1	2	10	0
0530 - 0545	0	0	2	0	0	5	10	0
0545 - 0600	0	0	2	0	2	1	8	0
Hourly Total	0	0	6	0	4	10	35	0
Hourly Average	0.00	0.00	1.50	0.00	1.00	2.50	8.75	0.00
0600 - 0615	0	0	1	0	4	8	16	0
0615 - 0630	0	0	1	0	3	4	25	0
0630 - 0645	0	0	6	0	0	0	14	0
0645 - 0700	0	0	2	0	0	0	18	0
Hourly Total	0	0	10	0	7	12	73	0
Hourly Average	0.00	0.00	2.50	0.00	1.75	3.00	18.25	0.00
0700 - 0715	0	0	2	0	1	0	18	1
0715 - 0730	0	0	8	0	3	3	19	0
0730 - 0745	0	0	2	0	0	4	13	0
0745 - 0800	0	0	2	0	2	1	12	0
Hourly Total	0	0	14	0	6	8	62	1
Hourly Average	0.00	0.00	3.50	0.00	1.50	2.00	15.50	0.25
0800 - 0815	0	0	3	0	0	3	18	0
0815 - 0830	0	0	3	0	1	2	17	0
0830 - 0845	0	0	4	0	6	1	13	0
0845 - 0900	0	0	10	0	4	5	5	0
Hourly Total	0	0	20	0	11	11	53	0
Hourly Average	0.00	0.00	5.00	0.00	2.75	2.75	13.25	0.00
0900 - 0915	0	0	1	0	0	4	19	0
0915 - 0930	0	0	12	0	4	2	11	0
0930 - 0945	0	0	1	0	4	3	20	0
0945 - 1000	0	0	7	0	1	1	12	0
Hourly Total	0	0	21	0	9	10	62	0
Hourly Average	0.00	0.00	5.25	0.00	2.25	2.50	15.50	0.00
1000 - 1015	0	0	3	0	6	3	13	0
1015 - 1030	0	0	3	0	8	2	15	0

1030 - 1045	0	0	0	0	0	2	8	0
1045 - 1100	0	0	3	0	3	2	13	0
Hourly Total	0	0	9	0	17	9	49	0
Hourly Average	0.00	0.00	2.25	0.00	4.25	2.25	12.25	0.00
1100 - 1115	0	0	4	0	6	0	10	0
1115 - 1130	0	0	3	0	3	3	9	0
1130 - 1145	0	0	3	0	1	0	19	0
1145 - 1200	0	0	3	0	2	1	12	0
Hourly Total	0	0	13	0	12	4	50	0
Hourly Average	0.00	0.00	3.25	0.00	3.00	1.00	12.50	0.00
1200 - 1215	0	0	8	0	4	2	13	0
1215 - 1230	0	0	6	0	7	3	14	0
1230 - 1245	0	0	8	0	1	0	13	0
1245 - 1300	0	0	2	0	5	2	19	0
Hourly Total	0	0	24	0	17	7	59	0
Hourly Average	0.00	0.00	6.00	0.00	4.25	1.75	14.75	0.00
1300 - 1315	0	0	4	0	1	0	13	0
1315 - 1330	0	0	4	0	3	1	10	0
1330 - 1345	0	0	6	0	3	0	21	0
1345 - 1400	0	0	6	0	5	0	15	0
Hourly Total	0	0	20	0	12	1	59	0
Hourly Average	0.00	0.00	5.00	0.00	3.00	0.25	14.75	0.00
1400 - 1415	0	0	15	0	8	1	18	0
1415 - 1430	0	0	14	0	6	4	12	0
1430 - 1445	0	0	12	0	6	2	16	0
1445 - 1500	0	0	13	0	7	0	19	4
Hourly Total	0	0	54	0	27	7	65	4
Hourly Average	0.00	0.00	13.50	0.00	6.75	1.75	16.25	1.00
1500 - 1515	0	0	23	0	4	1	9	0
1515 - 1530	0	0	9	0	6	0	13	0
1530 - 1545	0	0	24	0	9	1	12	0
1545 - 1600	0	0	19	0	9	3	15	0
Hourly Total	0	0	75	0	28	5	49	0
Hourly Average	0.00	0.00	18.75	0.00	7.00	1.25	12.25	0.00
1600 - 1615	0	0	41	0	12	1	8	0
1615 - 1630	0	0	35	0	7	0	10	0
1630 - 1645	0	0	34	0	6	0	11	0
1645 - 1700	0	0	24	0	5	2	12	0
Hourly Total	0	0	134	0	30	3	41	0
Hourly Average	0.00	0.00	33.50	0.00	7.50	0.75	10.25	0.00
1700 - 1715	0	0	30	0	5	0	17	0
1715 - 1730	0	0	25	0	0	0	9	0
1730 - 1745	0	0	20	0	5	0	7	0
1745 - 1800	0	0	10	0	3	2	6	0
Hourly Total	0	0	85	0	13	2	39	0
Hourly Average	0.00	0.00	21.25	0.00	3.25	0.50	9.75	0.00
1800 - 1815	0	0	13	0	1	1	5	0
1815 - 1830	0	0	8	0	0	1	7	0
1830 - 1845	0	0	7	1	1	0	6	0
1845 - 1900	0	0	10	0	1	0	5	0
Hourly Total	0	0	38	1	3	2	23	0
Hourly Average	0.00	0.00	9.50	0.25	0.75	0.50	5.75	0.00
1900 - 1915	0	0	3	0	0	0	2	0
1915 - 1930	0	0	6	0	0	0	5	0
1930 - 1945	0	0	3	0	0	0	5	0
1945 - 2000	0	0	4	0	0	0	4	0
Hourly Total	0	0	16	0	0	0	16	0
Hourly Average	0.00	0.00	4.00	0.00	0.00	0.00	4.00	0.00
2000 - 2015	0	0	1	0	0	0	0	0
2015 - 2030	0	0	0	0	1	1	0	0
2030 - 2045	0	0	4	0	0	4	0	0
2045 - 2100	0	0	2	0	0	0	2	0
Hourly Total	0	0	7	0	1	5	2	0
Hourly Average	0.00	0.00	1.75	0.00	0.25	1.25	0.50	0.00
2100 - 2115	0	0	3	0	0	0	0	0
2115 - 2130	0	0	0	0	0	1	0	0
2130 - 2145	0	0	3	0	0	0	2	0
2145 - 2200	0	0	0	0	0	0	0	0
Hourly Total	0	0	6	0	0	1	2	0
Hourly Average	0.00	0.00	1.50	0.00	0.00	0.25	0.50	0.00
2200 - 2215	0	0	6	0	0	0	3	0
2215 - 2230	0	0	1	0	1	1	1	0
2230 - 2245	0	0	1	0	0	0	0	0
2245 - 2300	0	0	0	0	0	0	0	0
Hourly Total	0	0	8	0	1	1	4	0
Hourly Average	0.00	0.00	2.00	0.00	0.25	0.25	1.00	0.00
2300 - 2315	0	0	0	0	0	0	1	0
2315 - 2330	0	0	2	0	0	0	1	0
2330 - 2345	0	0	1	0	0	0	0	0
2345 - 0000	0	0	0	0	0	0	0	0
Hourly Total	0	0	3	0	0	0	2	0
Hourly Average	0.00	0.00	0.75	0.00	0.00	0.00	0.50	0.00

Session Total	0	0	575	1	201	106	793	5
Session Average	0.00	0.00	5.99	0.01	2.09	1.10	8.26	0.05

Original Data	
TOTAL	PCU TOTAL
6	9.90
2	3.30
2	4.60
2	2.00
12	19.80
3.00	4.95
3	4.30
5	7.60
0	0.00
0	0.00
8	11.90
2.00	2.98
1	1.00
7	12.20
2	4.60
1	2.30
11	20.10
2.75	5.03
9	14.70
7	10.90
6	13.00
5	11.50
27	50.10
6.75	12.53
5	10.70
10	20.40
8	18.40
15	34.50
38	84.00
9.50	21.00
17	34.90
11	21.60
22	43.80
17	34.60
67	134.90
16.75	33.73
19	35.10
30	59.80
21	44.90
28	56.00
98	195.80
24.50	48.95
30	59.90
39	66.80
31	50.10
29	52.90
129	229.70
32.25	57.43
34	64.90
20	36.10
23	46.60
29	51.00
106	198.60
26.50	49.65
34	62.30
20	33.50

23	44.00
29	48.40
106	188.20
26.50	47.05
33	60.50
22	40.90
12	18.50
19	28.80
86	148.70
21.50	37.18
27	42.80
31	58.80
17	33.10
25	46.80
100	181.50
25.00	45.38
34	56.60
24	42.70
33	63.90
13	24.40
104	187.60
26.00	46.90
27	47.80
26	36.90
22	38.90
29	52.10
104	175.70
26.00	43.93
27	47.50
27	46.20
34	55.80
41	68.90
129	218.40
32.25	54.60
33	46.50
34	44.90
46	72.50
46	69.90
159	233.80
39.75	58.45
67	81.80
52	70.70
54	75.30
55	81.20
228	309.00
57.00	77.25
55	69.80
30	44.80
28	38.40
16	23.80
129	176.80
32.25	44.20
23	32.60
11	16.20
13	21.30
12	14.60
59	84.70
14.75	21.18
18	25.80
10	15.20
8	11.90
11	16.20
47	69.10
11.75	17.28
4	6.60
7	9.60
4	5.30
4	4.00
19	25.50
4.75	6.38
2	2.00
2	3.30
3	4.30
2	3.30
9	12.90
2.25	3.23
2	2.00
5	5.00
2	3.30
2	2.50
11	12.80
2.75	3.20
1	1.00

2	3.30
1	2.30
0	0.00
4	6.60
1.00	1.65

1790	2976.20
18.65	31.00

Original Data	
TOTAL	PCU TOTAL
3	3.00
2	4.60
0	0.00
3	4.30
8	11.90
2.00	2.98
0	0.00
2	2.50
4	4.00
2	2.00
8	8.50
2.00	2.13
2	4.60
2	3.80
2	4.60
1	2.30
7	15.30
1.75	3.83
4	7.90
4	9.20
2	4.60
3	6.90
13	28.60
3.25	7.15
11	23.70
8	17.60
3	5.60
13	26.20
35	73.10
8.75	18.28
10	20.10
15	29.00
17	32.50
13	23.90
55	105.50
13.75	26.38
29	53.80
33	67.50
20	38.20
20	43.40
102	202.90
25.50	50.73
22	46.40
33	59.20
19	37.90
17	33.10
91	176.60
22.75	44.15
24	48.90
23	46.10
24	41.40
24	33.00
95	169.40
23.75	42.35
24	50.70
29	44.30
28	55.50
21	37.10
102	187.60
25.50	46.90
25	43.40
28	48.50

10	21.40
21	38.90
84	152.20
21.00	38.05
20	33.00
18	31.20
23	47.70
18	34.10
79	146.00
19.75	36.50
27	44.90
30	49.70
22	38.90
28	53.70
107	187.20
26.75	46.80
18	34.90
18	31.50
30	57.30
26	45.50
92	169.20
23.00	42.30
42	65.90
36	53.60
36	57.80
43	71.70
157	249.00
39.25	62.25
37	49.20
28	44.90
46	62.10
46	67.00
157	223.20
39.25	55.80
62	72.90
52	65.00
51	65.30
43	59.60
208	262.80
52.00	65.70
52	74.10
34	45.70
32	41.10
21	29.80
139	190.70
34.75	47.68
20	27.00
16	25.60
15	22.80
16	22.50
67	97.90
16.75	24.48
5	7.60
11	17.50
8	14.50
8	13.20
32	52.80
8.00	13.20
1	1.00
2	2.50
8	10.00
4	6.60
15	20.10
3.75	5.03
3	3.00
1	1.50
5	7.60
0	0.00
9	12.10
2.25	3.03
9	12.90
4	5.80
1	1.00
0	0.00
14	19.70
3.50	4.93
1	2.30
3	4.30
1	1.00
0	0.00
5	7.60
1.25	1.90

1681	2769.90
17.51	28.85

Session Total	0	0	6	0	1	2	0	0
Session Average	0.00	0.00	0.06	0.00	0.01	0.02	0.00	0.00

0	0.00
0	0.00
0	0.00
0	0.00
0.00	0.00

4	6.80
0.04	0.07

Original Data	
TOTAL	PCU TOTAL
0	0.00
0	0.00
0	0.00
0	0.00
0	0.00
0.00	0.00
0	0.00
0	0.00
0	0.00
0	0.00
0	0.00
0.00	0.00
0	0.00
0	0.00
0	0.00
0	0.00
0	0.00
0	0.00
0	0.00
0	0.00
0.00	0.00
1	1.00
0	0.00
0	0.00
0	0.00
1	1.00
0.25	0.25
0	0.00
0	0.00
0	0.00
0	0.00
0	0.00
0	0.00
0.00	0.00
0	0.00
1	1.00
0	0.00
0	0.00
1	1.00
0.25	0.25
0	0.00
0	0.00
0	0.00
0	0.00
0	0.00
0	0.00
0.00	0.00
0	0.00
0	0.00
1	1.50
1	1.50
2	3.00
0.50	0.75
0	0.00
0	0.00
1	1.00
0	0.00
1	1.00
0.25	0.25
0	0.00
0	0.00
0	0.00
0	0.00
0	0.00
0	0.00
0.00	0.00
0	0.00
0	0.00

9	10.00
0.09	0.10

Immingham, Lincolnshire
Classified Junction Count

Site 6 of 9

A1173
A180 (East)
A1173 Mathew Ford Way
A180 (West)

Lat/Long

lat 53.597659° lon -0.197297°

Date

Wednesday 24 April 2019

Weather

Sunny Intervals
Temp: 15°C

0000 - 2400 (Wednesday 24H Session)

TIME	Movement 6.5: Left from A180 (East) to A1173 Mathew Ford Way							
	P/CYCLE	M/CYCLE	CAR	TAXI	LGV	OGV1	OGV2	BUS/COACH
0000 - 0015	0	1	3	0	1	0	0	0
0015 - 0030	0	0	2	0	0	0	0	0
0030 - 0045	0	0	4	0	0	0	0	0
0045 - 0100	0	0	0	0	0	0	0	0
Hourly Total	0	1	9	0	1	0	0	0
Hourly Average	0.00	0.25	2.25	0.00	0.25	0.00	0.00	0.00
0100 - 0115	0	0	1	0	0	0	0	0
0115 - 0130	0	0	0	0	0	0	0	0
0130 - 0145	0	0	1	0	0	0	0	0
0145 - 0200	0	0	1	0	0	0	0	0
Hourly Total	0	0	3	0	0	0	0	0
Hourly Average	0.00	0.00	0.75	0.00	0.00	0.00	0.00	0.00
0200 - 0215	0	0	2	0	0	0	0	0
0215 - 0230	0	0	0	0	0	0	0	0
0230 - 0245	0	0	1	0	1	0	0	0
0245 - 0300	0	0	0	0	0	0	0	0
Hourly Total	0	0	3	0	1	0	0	0
Hourly Average	0.00	0.00	0.75	0.00	0.25	0.00	0.00	0.00
0300 - 0315	0	0	2	0	0	0	0	0
0315 - 0330	0	0	1	0	0	0	0	0
0330 - 0345	0	0	0	0	0	0	0	0
0345 - 0400	0	0	1	0	0	0	0	0
Hourly Total	0	0	4	0	0	0	0	0
Hourly Average	0.00	0.00	1.00	0.00	0.00	0.00	0.00	0.00
0400 - 0415	0	0	0	0	0	0	0	0
0415 - 0430	0	0	0	0	0	0	0	0
0430 - 0445	0	0	1	0	1	0	0	0
0445 - 0500	0	0	0	0	1	0	0	0
Hourly Total	0	0	1	0	2	0	0	0
Hourly Average	0.00	0.00	0.25	0.00	0.50	0.00	0.00	0.00
0500 - 0515	0	0	0	0	0	0	0	0
0515 - 0530	0	0	2	0	0	0	0	0
0530 - 0545	0	0	5	0	0	0	0	0
0545 - 0600	0	0	5	0	1	0	0	0
Hourly Total	0	0	12	0	1	0	0	0
Hourly Average	0.00	0.00	3.00	0.00	0.25	0.00	0.00	0.00
0600 - 0615	0	0	5	0	1	1	1	0
0615 - 0630	0	0	8	0	1	0	0	0
0630 - 0645	0	0	9	1	5	0	0	0
0645 - 0700	0	0	15	0	1	1	0	0
Hourly Total	0	0	37	1	8	2	1	0
Hourly Average	0.00	0.00	9.25	0.25	2.00	0.50	0.25	0.00
0700 - 0715	0	0	20	0	5	0	0	0
0715 - 0730	0	0	17	0	5	2	0	0
0730 - 0745	0	3	15	0	3	2	0	0
0745 - 0800	0	0	14	0	9	0	1	0
Hourly Total	0	3	66	0	22	4	1	0
Hourly Average	0.00	0.75	16.50	0.00	5.50	1.00	0.25	0.00
0800 - 0815	0	0	7	0	4	2	0	0
0815 - 0830	0	0	14	0	6	1	0	0
0830 - 0845	0	0	13	0	3	0	0	0
0845 - 0900	0	0	13	0	2	0	0	0
Hourly Total	0	0	47	0	15	3	0	0
Hourly Average	0.00	0.00	11.75	0.00	3.75	0.75	0.00	0.00
0900 - 0915	0	0	7	0	4	2	0	0
0915 - 0930	0	0	14	0	6	1	0	0

0930 - 0945	0	0	13	0	3	0	0	0
0945 - 1000	0	0	13	0	2	0	0	0
Hourly Total	0	0	47	0	15	3	0	0
Hourly Average	0.00	0.00	11.75	0.00	3.75	0.75	0.00	0.00
1000 - 1015	0	0	20	0	1	1	0	0
1015 - 1030	0	0	18	0	2	1	1	0
1030 - 1045	0	2	15	1	3	0	0	0
1045 - 1100	0	0	25	0	1	0	0	0
Hourly Total	0	2	78	1	7	2	1	0
Hourly Average	0.00	0.50	19.50	0.25	1.75	0.50	0.25	0.00
1100 - 1115	0	0	22	0	5	1	0	0
1115 - 1130	0	0	18	1	1	1	0	0
1130 - 1145	0	0	21	0	5	3	0	0
1145 - 1200	0	0	19	0	5	0	0	0
Hourly Total	0	0	80	1	16	5	0	0
Hourly Average	0.00	0.00	20.00	0.25	4.00	1.25	0.00	0.00
1200 - 1215	0	3	25	0	5	0	0	0
1215 - 1230	0	3	29	2	4	0	0	0
1230 - 1245	0	2	21	0	3	1	1	0
1245 - 1300	0	2	15	0	4	0	0	0
Hourly Total	0	10	90	2	16	1	1	0
Hourly Average	0.00	2.50	22.50	0.50	4.00	0.25	0.25	0.00
1300 - 1315	0	0	39	2	6	0	0	0
1315 - 1330	0	0	26	0	1	0	0	0
1330 - 1345	0	0	20	2	5	1	0	0
1345 - 1400	0	0	24	0	3	0	0	2
Hourly Total	0	0	109	4	15	1	0	2
Hourly Average	0.00	0.00	27.25	1.00	3.75	0.25	0.00	0.50
1400 - 1415	0	0	43	1	4	0	0	0
1415 - 1430	0	0	28	1	7	0	0	0
1430 - 1445	0	0	26	0	4	2	0	0
1445 - 1500	0	1	43	1	6	0	0	0
Hourly Total	0	1	140	3	21	2	0	0
Hourly Average	0.00	0.25	35.00	0.75	5.25	0.50	0.00	0.00
1500 - 1515	0	0	31	1	5	1	0	0
1515 - 1530	0	0	27	2	6	0	1	0
1530 - 1545	0	0	37	1	7	2	0	0
1545 - 1600	0	0	27	0	2	1	0	0
Hourly Total	0	0	122	4	20	4	1	0
Hourly Average	0.00	0.00	30.50	1.00	5.00	1.00	0.25	0.00
1600 - 1615	0	0	41	0	8	0	0	0
1615 - 1630	0	0	40	0	7	0	0	0
1630 - 1645	0	0	48	0	6	1	0	0
1645 - 1700	0	1	71	2	4	0	0	0
Hourly Total	0	1	200	2	25	1	0	0
Hourly Average	0.00	0.25	50.00	0.50	6.25	0.25	0.00	0.00
1700 - 1715	0	2	91	0	4	0	0	0
1715 - 1730	0	1	67	0	7	0	0	0
1730 - 1745	0	1	56	0	5	0	0	0
1745 - 1800	0	1	52	0	1	1	0	0
Hourly Total	0	5	266	0	17	1	0	0
Hourly Average	0.00	1.25	66.50	0.00	4.25	0.25	0.00	0.00
1800 - 1815	0	1	31	0	3	0	0	0
1815 - 1830	0	0	23	0	1	0	0	0
1830 - 1845	0	0	25	1	1	0	0	0
1845 - 1900	0	0	25	0	1	0	0	0
Hourly Total	0	1	104	1	6	0	0	0
Hourly Average	0.00	0.25	26.00	0.25	1.50	0.00	0.00	0.00
1900 - 1915	0	0	24	0	2	0	0	0
1915 - 1930	0	0	24	0	1	0	0	0
1930 - 1945	0	0	21	0	1	0	0	0
1945 - 2000	0	0	20	0	0	0	0	0
Hourly Total	0	0	89	0	4	0	0	0
Hourly Average	0.00	0.00	22.25	0.00	1.00	0.00	0.00	0.00
2000 - 2015	0	0	22	0	4	0	0	0
2015 - 2030	0	0	25	0	1	0	0	0
2030 - 2045	0	0	18	0	0	0	0	0
2045 - 2100	0	0	9	0	0	0	0	0
Hourly Total	0	0	74	0	5	0	0	0
Hourly Average	0.00	0.00	18.50	0.00	1.25	0.00	0.00	0.00
2100 - 2115	0	0	16	0	0	0	0	0
2115 - 2130	0	0	12	0	0	0	0	0
2130 - 2145	0	0	7	0	0	0	0	0
2145 - 2200	0	0	11	0	0	0	0	0
Hourly Total	0	0	46	0	0	0	0	0
Hourly Average	0.00	0.00	11.50	0.00	0.00	0.00	0.00	0.00
2200 - 2215	0	0	11	0	0	0	0	0
2215 - 2230	0	0	9	0	0	0	0	0
2230 - 2245	0	0	3	0	0	0	0	0
2245 - 2300	0	0	0	0	0	0	0	0
Hourly Total	0	0	23	0	0	0	0	0
Hourly Average	0.00	0.00	5.75	0.00	0.00	0.00	0.00	0.00
2300 - 2315	0	0	3	1	0	0	0	0

2315 - 2330	0	0	3	0	0	0	0	0
2330 - 2345	0	0	3	0	2	0	0	0
2345 - 0000	0	0	1	0	0	0	0	0
Hourly Total	0	0	10	1	2	0	0	0
Hourly Average	0.00	0.00	2.50	0.25	0.50	0.00	0.00	0.00

Session Total	0	24	1660	20	219	29	5	2
Session Average	0.00	0.25	17.29	0.21	2.28	0.30	0.05	0.02

Date
Thursday 25 April 2019

Weather
Sunny Intervals
Temp: 12°C

0000 - 2400 (Thursday 24H Session)

Movement 6.5: Left from A180 (East) to A1173 Mathew Ford Way								
TIME	P/CYCLE	M/CYCLE	CAR	TAXI	LGV	OGV1	OGV2	BUS/COACH
0000 - 0015	0	0	5	0	1	0	0	0
0015 - 0030	0	0	3	0	0	0	0	0
0030 - 0045	0	0	3	0	0	0	0	0
0045 - 0100	0	0	0	0	0	0	0	0
Hourly Total	0	0	11	0	1	0	0	0
Hourly Average	0.00	0.00	2.75	0.00	0.25	0.00	0.00	0.00
0100 - 0115	0	0	0	0	0	0	0	0
0115 - 0130	0	0	1	0	0	0	0	0
0130 - 0145	0	0	1	0	0	0	0	0
0145 - 0200	0	0	1	0	0	0	0	0
Hourly Total	0	0	3	0	0	0	0	0
Hourly Average	0.00	0.00	0.75	0.00	0.00	0.00	0.00	0.00
0200 - 0215	0	0	3	0	0	0	0	0
0215 - 0230	0	0	0	0	0	0	0	0
0230 - 0245	0	0	1	0	0	0	0	0
0245 - 0300	0	0	0	0	0	0	0	0
Hourly Total	0	0	4	0	0	0	0	0
Hourly Average	0.00	0.00	1.00	0.00	0.00	0.00	0.00	0.00
0300 - 0315	0	1	2	0	0	0	0	0
0315 - 0330	0	0	4	0	0	0	0	0
0330 - 0345	0	0	3	0	0	0	0	0
0345 - 0400	0	0	0	0	0	0	0	0
Hourly Total	0	1	9	0	0	0	0	0
Hourly Average	0.00	0.25	2.25	0.00	0.00	0.00	0.00	0.00
0400 - 0415	0	0	0	0	0	0	0	0
0415 - 0430	0	0	0	0	0	0	0	0
0430 - 0445	0	0	1	0	0	0	0	0
0445 - 0500	0	0	1	0	1	0	0	0
Hourly Total	0	0	2	0	1	0	0	0
Hourly Average	0.00	0.00	0.50	0.00	0.25	0.00	0.00	0.00
0500 - 0515	0	0	2	0	0	0	0	0
0515 - 0530	0	0	3	0	0	0	1	0
0530 - 0545	0	0	1	0	0	0	0	0
0545 - 0600	0	0	8	0	1	0	0	0
Hourly Total	0	0	14	0	1	0	1	0
Hourly Average	0.00	0.00	3.50	0.00	0.25	0.00	0.25	0.00
0600 - 0615	0	0	4	0	0	0	0	0
0615 - 0630	0	0	6	0	0	0	0	0
0630 - 0645	0	0	3	0	1	0	0	0
0645 - 0700	0	0	8	0	0	1	1	0
Hourly Total	0	0	21	0	1	1	1	0
Hourly Average	0.00	0.00	5.25	0.00	0.25	0.25	0.25	0.00
0700 - 0715	0	0	9	0	2	0	0	0
0715 - 0730	0	0	10	0	3	0	1	1
0730 - 0745	0	0	8	0	0	1	0	0
0745 - 0800	0	0	13	0	4	1	0	0
Hourly Total	0	0	40	0	9	2	1	1
Hourly Average	0.00	0.00	10.00	0.00	2.25	0.50	0.25	0.25
0800 - 0815	0	0	20	0	4	0	0	0
0815 - 0830	0	0	16	0	5	2	0	0
0830 - 0845	0	0	16	0	2	1	2	0
0845 - 0900	0	0	12	0	5	0	0	0
Hourly Total	0	0	64	0	16	3	2	0
Hourly Average	0.00	0.00	16.00	0.00	4.00	0.75	0.50	0.00
0900 - 0915	0	0	9	0	6	0	0	0
0915 - 0930	0	3	10	0	1	0	0	0
0930 - 0945	0	0	12	0	2	0	0	0
0945 - 1000	0	0	19	0	5	0	0	0
Hourly Total	0	3	50	0	14	0	0	0
Hourly Average	0.00	0.75	12.50	0.00	3.50	0.00	0.00	0.00
1000 - 1015	0	0	12	0	2	1	0	0
1015 - 1030	0	0	14	0	2	0	0	0

1030 - 1045	0	0	25	0	4	0	0	0
1045 - 1100	0	0	20	0	0	0	1	0
Hourly Total	0	0	71	0	8	1	1	0
Hourly Average	0.00	0.00	17.75	0.00	2.00	0.25	0.25	0.00
1100 - 1115	0	0	18	1	3	0	0	0
1115 - 1130	0	1	27	0	3	0	0	0
1130 - 1145	0	0	16	1	4	1	0	0
1145 - 1200	0	0	30	0	4	0	0	0
Hourly Total	0	1	91	2	14	1	0	0
Hourly Average	0.00	0.25	22.75	0.50	3.50	0.25	0.00	0.00
1200 - 1215	0	0	19	0	4	1	1	0
1215 - 1230	0	0	21	0	3	0	0	0
1230 - 1245	0	0	22	0	4	1	1	0
1245 - 1300	0	2	19	0	3	0	1	0
Hourly Total	0	2	81	0	14	2	3	0
Hourly Average	0.00	0.50	20.25	0.00	3.50	0.50	0.75	0.00
1300 - 1315	0	0	19	0	2	1	0	0
1315 - 1330	0	0	29	0	1	0	1	0
1330 - 1345	0	0	19	0	1	0	0	0
1345 - 1400	0	0	42	0	7	2	0	1
Hourly Total	0	0	109	0	11	3	1	1
Hourly Average	0.00	0.00	27.25	0.00	2.75	0.75	0.25	0.25
1400 - 1415	0	1	30	0	6	0	0	0
1415 - 1430	1	1	24	0	3	0	0	0
1430 - 1445	0	0	32	0	3	1	0	0
1445 - 1500	0	0	41	1	1	0	0	0
Hourly Total	1	2	127	1	13	1	0	0
Hourly Average	0.25	0.50	31.75	0.25	3.25	0.25	0.00	0.00
1500 - 1515	0	0	36	1	3	2	1	0
1515 - 1530	0	0	34	0	2	2	0	0
1530 - 1545	0	0	30	0	2	0	0	0
1545 - 1600	0	0	36	0	7	0	0	0
Hourly Total	0	0	136	1	14	4	1	0
Hourly Average	0.00	0.00	34.00	0.25	3.50	1.00	0.25	0.00
1600 - 1615	0	0	45	0	6	0	0	0
1615 - 1630	0	0	49	1	5	0	1	0
1630 - 1645	0	0	52	0	5	0	1	0
1645 - 1700	0	1	58	1	7	0	0	0
Hourly Total	0	1	204	2	23	0	2	0
Hourly Average	0.00	0.25	51.00	0.50	5.75	0.00	0.50	0.00
1700 - 1715	0	1	79	0	13	1	0	0
1715 - 1730	0	0	85	1	4	1	0	0
1730 - 1745	0	0	52	0	6	0	0	0
1745 - 1800	0	1	40	0	1	0	0	0
Hourly Total	0	2	256	1	24	2	0	0
Hourly Average	0.00	0.50	64.00	0.25	6.00	0.50	0.00	0.00
1800 - 1815	0	1	33	0	1	0	0	0
1815 - 1830	0	0	29	1	0	0	0	0
1830 - 1845	0	0	29	0	2	0	0	0
1845 - 1900	0	1	23	0	3	0	0	0
Hourly Total	0	2	114	1	6	0	0	0
Hourly Average	0.00	0.50	28.50	0.25	1.50	0.00	0.00	0.00
1900 - 1915	0	0	22	0	3	0	0	0
1915 - 1930	0	0	16	0	1	0	0	0
1930 - 1945	0	0	13	0	2	0	0	0
1945 - 2000	0	0	16	0	3	0	0	0
Hourly Total	0	0	67	0	9	0	0	0
Hourly Average	0.00	0.00	16.75	0.00	2.25	0.00	0.00	0.00
2000 - 2015	0	0	26	0	1	1	0	0
2015 - 2030	0	0	24	0	0	0	0	0
2030 - 2045	0	0	15	0	0	0	0	0
2045 - 2100	0	0	10	0	1	0	0	0
Hourly Total	0	0	75	0	2	1	0	0
Hourly Average	0.00	0.00	18.75	0.00	0.50	0.25	0.00	0.00
2100 - 2115	0	0	12	0	1	0	0	0
2115 - 2130	0	0	22	0	1	0	0	0
2130 - 2145	0	0	21	0	0	0	0	0
2145 - 2200	0	0	12	0	1	0	0	0
Hourly Total	0	0	67	0	3	0	0	0
Hourly Average	0.00	0.00	16.75	0.00	0.75	0.00	0.00	0.00
2200 - 2215	0	0	14	0	0	0	0	0
2215 - 2230	0	0	20	0	0	0	0	0
2230 - 2245	0	1	14	0	0	0	0	0
2245 - 2300	0	0	15	0	1	0	0	0
Hourly Total	0	1	63	0	1	0	0	0
Hourly Average	0.00	0.25	15.75	0.00	0.25	0.00	0.00	0.00
2300 - 2315	0	0	6	0	0	0	0	0
2315 - 2330	0	0	2	0	0	0	0	0
2330 - 2345	0	0	11	0	0	0	0	0
2345 - 0000	0	0	2	0	0	0	0	0
Hourly Total	0	0	21	0	0	0	0	0
Hourly Average	0.00	0.00	5.25	0.00	0.00	0.00	0.00	0.00

Session Total	1	15	1700	8	185	21	13	2
Session Average	0.01	0.16	17.71	0.08	1.93	0.22	0.14	0.02

Original Data	
TOTAL	PCU TOTAL
5	4.40
2	2.00
4	4.00
0	0.00
11	10.40
2.75	2.60
1	1.00
0	0.00
1	1.00
1	1.00
3	3.00
0.75	0.75
2	2.00
0	0.00
2	2.00
0	0.00
4	4.00
1.00	1.00
2	2.00
1	1.00
0	0.00
1	1.00
4	4.00
1.00	1.00
0	0.00
0	0.00
2	2.00
1	1.00
3	3.00
0.75	0.75
0	0.00
2	2.00
5	5.00
6	6.00
13	13.00
3.25	3.25
8	9.80
9	9.00
15	15.00
17	17.50
49	51.30
12.25	12.83
25	25.00
24	25.00
23	22.20
24	25.30
96	97.50
24.00	24.38
13	14.00
21	21.50
16	16.00
15	15.00
65	66.50
16.25	16.63
13	14.00
21	21.50

16	16.00
15	15.00
65	66.50
16.25	16.63
22	22.50
22	23.80
21	19.80
26	26.00
91	92.10
22.75	23.03
28	28.50
21	21.50
29	30.50
24	24.00
102	104.50
25.50	26.13
33	31.20
38	36.20
28	28.60
21	19.80
120	115.80
30.00	28.95
47	47.00
27	27.00
28	28.50
29	31.00
131	133.50
32.75	33.38
48	48.00
36	36.00
32	33.00
51	50.40
167	167.40
41.75	41.85
38	38.50
36	37.30
47	48.00
30	30.50
151	154.30
37.75	38.58
49	49.00
47	47.00
55	55.50
78	77.40
229	228.90
57.25	57.23
97	95.80
75	74.40
62	61.40
55	54.90
289	286.50
72.25	71.63
35	34.40
24	24.00
27	27.00
26	26.00
112	111.40
28.00	27.85
26	26.00
25	25.00
22	22.00
20	20.00
93	93.00
23.25	23.25
26	26.00
26	26.00
18	18.00
9	9.00
79	79.00
19.75	19.75
16	16.00
12	12.00
7	7.00
11	11.00
46	46.00
11.50	11.50
11	11.00
9	9.00
3	3.00
0	0.00
23	23.00
5.75	5.75
4	4.00

3	3.00
5	5.00
1	1.00
13	13.00
3.25	3.25

1959	1967.60
20.41	20.50

Original Data	
TOTAL	PCU TOTAL
6	6.00
3	3.00
3	3.00
0	0.00
12	12.00
3.00	3.00
0	0.00
1	1.00
1	1.00
1	1.00
3	3.00
0.75	0.75
3	3.00
0	0.00
1	1.00
0	0.00
4	4.00
1.00	1.00
3	2.40
4	4.00
3	3.00
0	0.00
10	9.40
2.50	2.35
0	0.00
0	0.00
1	1.00
2	2.00
3	3.00
0.75	0.75
2	2.00
4	5.30
1	1.00
9	9.00
16	17.30
4.00	4.33
4	4.00
6	6.00
4	4.00
10	11.80
24	25.80
6.00	6.45
11	11.00
15	17.30
9	9.50
18	18.50
53	56.30
13.25	14.08
24	24.00
23	24.00
21	24.10
17	17.00
85	89.10
21.25	22.28
15	15.00
14	12.20
14	14.00
24	24.00
67	65.20
16.75	16.30
15	15.50
16	16.00

29	29.00
21	22.30
81	82.80
20.25	20.70
22	22.00
31	30.40
22	22.50
34	34.00
109	108.90
27.25	27.23
25	26.80
24	24.00
28	29.80
25	25.10
102	105.70
25.50	26.43
22	22.50
31	32.30
20	20.00
52	54.00
125	128.80
31.25	32.20
37	36.40
29	27.60
36	36.50
43	43.00
145	143.50
36.25	35.88
43	45.30
38	39.00
32	32.00
43	43.00
156	159.30
39.00	39.83
51	51.00
56	57.30
58	59.30
67	66.40
232	234.00
58.00	58.50
94	93.90
91	91.50
58	58.00
42	41.40
285	284.80
71.25	71.20
35	34.40
30	30.00
31	31.00
27	26.40
123	121.80
30.75	30.45
25	25.00
17	17.00
15	15.00
19	19.00
76	76.00
19.00	19.00
28	28.50
24	24.00
15	15.00
11	11.00
78	78.50
19.50	19.63
13	13.00
23	23.00
21	21.00
13	13.00
70	70.00
17.50	17.50
14	14.00
20	20.00
15	14.40
16	16.00
65	64.40
16.25	16.10
6	6.00
2	2.00
11	11.00
2	2.00
21	21.00
5.25	5.25

1945	1964.60
20.26	20.46

2315 - 2330	0	0	0	0	0	0	0	0
2330 - 2345	0	0	0	0	0	0	0	0
2345 - 0000	0	0	0	0	3	2	0	0
Hourly Total	0	0	0	0	3	2	0	0
Hourly Average	0.00	0.00	0.00	0.00	0.75	0.50	0.00	0.00

Session Total	0	0	35	1	18	3	8	0
Session Average	0.00	0.00	0.36	0.01	0.19	0.03	0.08	0.00

Date
Thursday 25 April 2019

Weather
Sunny Intervals
Temp: 12°C

0000 - 2400 (Thursday 24H Session)

TIME	Movement 6.6: Left from A180 (East) to A180 (West)							
	P/CYCLE	M/CYCLE	CAR	TAXI	LGV	OGV1	OGV2	BUS/COACH
0000 - 0015	0	0	0	0	0	0	0	0
0015 - 0030	0	0	0	0	0	0	0	0
0030 - 0045	0	0	0	0	0	0	0	0
0045 - 0100	0	0	0	0	0	0	0	0
Hourly Total	0	0	0	0	0	0	0	0
Hourly Average	0.00	0.00	0.00	0.00	0.00	0.00	0.00	0.00
0100 - 0115	0	0	0	0	0	0	0	0
0115 - 0130	0	0	0	0	0	0	0	0
0130 - 0145	0	0	0	0	0	0	0	0
0145 - 0200	0	0	0	0	0	0	0	0
Hourly Total	0	0	0	0	0	0	0	0
Hourly Average	0.00	0.00	0.00	0.00	0.00	0.00	0.00	0.00
0200 - 0215	0	0	0	0	0	0	0	0
0215 - 0230	0	0	0	0	0	0	0	0
0230 - 0245	0	0	0	0	0	0	0	0
0245 - 0300	0	0	0	0	0	0	0	0
Hourly Total	0	0	0	0	0	0	0	0
Hourly Average	0.00	0.00	0.00	0.00	0.00	0.00	0.00	0.00
0300 - 0315	0	0	0	0	0	0	0	0
0315 - 0330	0	0	0	0	0	0	0	0
0330 - 0345	0	0	0	0	0	0	0	0
0345 - 0400	0	0	0	0	0	0	0	0
Hourly Total	0	0	0	0	0	0	0	0
Hourly Average	0.00	0.00	0.00	0.00	0.00	0.00	0.00	0.00
0400 - 0415	0	0	0	0	0	0	0	0
0415 - 0430	0	0	0	0	0	0	0	0
0430 - 0445	0	0	0	0	0	0	0	0
0445 - 0500	0	0	0	0	0	0	0	0
Hourly Total	0	0	0	0	0	0	0	0
Hourly Average	0.00	0.00	0.00	0.00	0.00	0.00	0.00	0.00
0500 - 0515	0	0	0	0	0	0	0	0
0515 - 0530	0	0	0	0	0	0	0	0
0530 - 0545	0	0	0	0	0	0	0	0
0545 - 0600	0	0	0	0	0	0	0	0
Hourly Total	0	0	0	0	0	0	0	0
Hourly Average	0.00	0.00	0.00	0.00	0.00	0.00	0.00	0.00
0600 - 0615	0	0	0	0	0	0	1	0
0615 - 0630	0	0	1	0	0	0	1	0
0630 - 0645	0	0	0	0	0	0	0	0
0645 - 0700	0	0	0	0	0	1	0	0
Hourly Total	0	0	1	0	0	1	2	0
Hourly Average	0.00	0.00	0.25	0.00	0.00	0.25	0.50	0.00
0700 - 0715	0	0	1	0	1	0	1	0
0715 - 0730	0	0	0	0	0	0	2	0
0730 - 0745	0	0	0	0	0	0	0	0
0745 - 0800	0	0	0	0	0	1	0	0
Hourly Total	0	0	1	0	1	1	3	0
Hourly Average	0.00	0.00	0.25	0.00	0.25	0.25	0.75	0.00
0800 - 0815	0	0	3	0	0	0	0	0
0815 - 0830	0	0	0	0	1	0	0	0
0830 - 0845	0	0	1	0	0	0	0	0
0845 - 0900	0	0	0	1	0	0	0	0
Hourly Total	0	0	4	1	1	0	0	0
Hourly Average	0.00	0.00	1.00	0.25	0.25	0.00	0.00	0.00
0900 - 0915	0	0	1	0	0	0	0	0
0915 - 0930	0	0	0	0	0	0	0	0
0930 - 0945	0	0	0	0	0	0	0	0
0945 - 1000	0	0	0	0	0	0	0	0
Hourly Total	0	0	1	0	0	0	0	0
Hourly Average	0.00	0.00	0.25	0.00	0.00	0.00	0.00	0.00
1000 - 1015	0	0	0	0	0	0	2	0
1015 - 1030	0	0	1	0	0	0	1	0

Session Total	0	0	34	2	16	5	10	0
Session Average	0.00	0.00	0.35	0.02	0.17	0.05	0.10	0.00

Original Data	
TOTAL	PCU TOTAL
0	0.00
0	0.00
0	0.00
0	0.00
0	0.00
0.00	0.00
0	0.00
0	0.00
0	0.00
0	0.00
0	0.00
0.00	0.00
0	0.00
0	0.00
0	0.00
0	0.00
0.00	0.00
0	0.00
0	0.00
0	0.00
0	0.00
0	0.00
0.00	0.00
0	0.00
0	0.00
0	0.00
0	0.00
0	0.00
0.00	0.00
0	0.00
0	0.00
0	0.00
0	0.00
0	0.00
0	0.00
0.00	0.00
4	5.30
0	0.00
0	0.00
0	0.00
4	5.30
1.00	1.33
3	3.00
1	1.00
1	1.50
1	1.00
6	6.50
1.50	1.63
0	0.00
0	0.00
0	0.00
0	0.00
0	0.00
0.00	0.00
0	0.00
0	0.00

0	0.00
0	0.00
0	0.00
0.00	0.00
1	1.00
2	2.00
1	2.30
0	0.00
4	5.30
1.00	1.33
3	5.60
1	1.00
3	3.00
0	0.00
7	9.60
1.75	2.40
0	0.00
0	0.00
0	0.00
0	0.00
0	0.00
0.00	0.00
2	2.00
2	3.30
0	0.00
1	1.00
5	6.30
1.25	1.58
1	1.00
2	2.00
0	0.00
1	1.00
4	4.00
1.00	1.00
1	2.30
1	1.00
2	2.00
0	0.00
4	5.30
1.00	1.33
1	1.00
0	0.00
0	0.00
3	3.00
4	4.00
1.00	1.00
1	1.00
1	2.30
3	3.00
2	2.00
7	8.30
1.75	2.08
6	6.00
0	0.00
2	2.00
2	2.00
10	10.00
2.50	2.50
3	4.30
0	0.00
1	1.00
0	0.00
4	5.30
1.00	1.33
0	0.00
0	0.00
0	0.00
0	0.00
0	0.00
0.00	0.00
0	0.00
0	0.00
0	0.00
0	0.00
0.00	0.00
0	0.00
1	1.00
0	0.00
0	0.00
1	1.00
0.25	0.25
0	0.00

0	0.00
0	0.00
5	6.00
5	6.00
1.25	1.50

65	76.90
0.68	0.80

Original Data	
TOTAL	PCU TOTAL
0	0.00
0	0.00
0	0.00
0	0.00
0	0.00
0.00	0.00
0	0.00
0	0.00
0	0.00
0	0.00
0	0.00
0.00	0.00
0	0.00
0	0.00
0	0.00
0	0.00
0	0.00
0	0.00
0	0.00
0	0.00
0.00	0.00
0	0.00
0	0.00
0	0.00
0	0.00
0	0.00
0	0.00
0	0.00
0	0.00
0	0.00
0.00	0.00
1	2.30
2	3.30
0	0.00
1	1.50
4	7.10
1.00	1.78
3	4.30
2	4.60
0	0.00
1	1.50
6	10.40
1.50	2.60
3	3.00
1	1.00
1	1.00
1	1.00
6	6.00
1.50	1.50
1	1.00
0	0.00
0	0.00
0	0.00
1	1.00
0.25	0.25
2	4.60
2	3.30

67	82.50
0.70	0.86

Immingham, Lincolnshire
Classified Junction Count

Site 6 of 9
A1173
A180 (East)
A1173 Mathew Ford Way
A180 (West)

Lat/Long
lat 53.597659° lon -0.197297°

Date
Wednesday 24 April 2019

Weather
Sunny Intervals
Temp: 15°C

0000 - 2400 (Wednesday 24H Session)

TIME	Movement 6.7: Right from A180 (East) to A1173							
	P/CYCLE	M/CYCLE	CAR	TAXI	LGV	OGV1	OGV2	BUS/COACH
0000 - 0015	0	0	2	0	0	0	0	0
0015 - 0030	0	0	2	0	0	0	3	0
0030 - 0045	0	0	2	0	0	0	0	0
0045 - 0100	0	0	2	0	0	0	1	0
Hourly Total	0	0	8	0	0	0	4	0
Hourly Average	0.00	0.00	2.00	0.00	0.00	0.00	1.00	0.00
0100 - 0115	0	0	2	0	0	0	2	0
0115 - 0130	0	0	0	0	1	0	0	0
0130 - 0145	0	0	4	0	1	0	0	0
0145 - 0200	0	0	1	0	0	0	1	0
Hourly Total	0	0	7	0	2	0	3	0
Hourly Average	0.00	0.00	1.75	0.00	0.50	0.00	0.75	0.00
0200 - 0215	0	0	5	0	1	0	0	0
0215 - 0230	0	0	5	0	1	0	0	0
0230 - 0245	0	0	2	0	0	0	0	0
0245 - 0300	0	0	6	0	1	0	0	0
Hourly Total	0	0	18	0	3	0	0	0
Hourly Average	0.00	0.00	4.50	0.00	0.75	0.00	0.00	0.00
0300 - 0315	0	0	8	0	1	0	1	0
0315 - 0330	0	0	6	0	1	0	0	0
0330 - 0345	0	0	15	0	0	0	0	0
0345 - 0400	0	0	11	0	1	1	0	0
Hourly Total	0	0	40	0	3	1	1	0
Hourly Average	0.00	0.00	10.00	0.00	0.75	0.25	0.25	0.00
0400 - 0415	0	0	13	0	0	0	0	0
0415 - 0430	0	1	13	0	1	2	2	0
0430 - 0445	0	0	30	0	2	1	2	0
0445 - 0500	0	3	39	0	2	0	1	0
Hourly Total	0	4	95	0	5	3	5	0
Hourly Average	0.00	1.00	23.75	0.00	1.25	0.75	1.25	0.00
0500 - 0515	0	0	43	0	3	0	0	0
0515 - 0530	0	3	83	0	5	1	1	0
0530 - 0545	0	1	129	0	7	0	5	0
0545 - 0600	0	1	126	2	7	2	2	0
Hourly Total	0	5	381	2	22	3	8	0
Hourly Average	0.00	1.25	95.25	0.50	5.50	0.75	2.00	0.00
0600 - 0615	0	2	161	0	20	2	6	0
0615 - 0630	0	0	204	1	31	4	7	0
0630 - 0645	0	0	233	0	22	4	2	2
0645 - 0700	0	0	189	0	31	3	7	0
Hourly Total	0	2	787	1	104	13	22	2
Hourly Average	0.00	0.50	196.75	0.25	26.00	3.25	5.50	0.50
0700 - 0715	0	2	119	0	16	5	4	1
0715 - 0730	0	0	96	0	25	4	8	0
0730 - 0745	0	0	103	1	8	6	3	0
0745 - 0800	0	0	77	0	13	4	5	1
Hourly Total	0	2	395	1	62	19	20	2
Hourly Average	0.00	0.50	98.75	0.25	15.50	4.75	5.00	0.50
0800 - 0815	0	0	45	0	8	6	6	0
0815 - 0830	0	0	48	1	21	6	6	0
0830 - 0845	0	0	49	0	13	3	5	0
0845 - 0900	0	0	42	1	13	3	6	0
Hourly Total	0	0	184	2	55	18	23	0
Hourly Average	0.00	0.00	46.00	0.50	13.75	4.50	5.75	0.00
0900 - 0915	0	0	45	0	8	6	6	0
0915 - 0930	0	0	48	0	22	6	6	0

0930 - 0945	0	0	47	0	14	4	5	0
0945 - 1000	0	0	42	1	13	3	6	0
Hourly Total	0	0	182	1	57	19	23	0
Hourly Average	0.00	0.00	45.50	0.25	14.25	4.75	5.75	0.00
1000 - 1015	0	0	33	1	14	8	4	1
1015 - 1030	0	1	34	0	16	10	5	0
1030 - 1045	0	0	37	0	9	5	5	0
1045 - 1100	0	0	26	1	16	7	7	0
Hourly Total	0	1	130	2	55	30	21	1
Hourly Average	0.00	0.25	32.50	0.50	13.75	7.50	5.25	0.25
1100 - 1115	0	0	24	1	21	3	4	0
1115 - 1130	0	0	39	0	16	2	6	0
1130 - 1145	0	0	43	0	14	2	3	0
1145 - 1200	0	0	29	0	17	3	1	0
Hourly Total	0	0	135	1	68	10	14	0
Hourly Average	0.00	0.00	33.75	0.25	17.00	2.50	3.50	0.00
1200 - 1215	0	0	39	1	16	2	8	0
1215 - 1230	0	0	48	0	6	1	2	0
1230 - 1245	0	0	49	0	12	2	10	0
1245 - 1300	0	0	47	0	8	8	7	0
Hourly Total	0	0	183	1	42	13	27	0
Hourly Average	0.00	0.00	45.75	0.25	10.50	3.25	6.75	0.00
1300 - 1315	0	0	57	0	12	10	4	0
1315 - 1330	0	1	56	1	6	4	5	0
1330 - 1345	0	0	57	0	8	10	3	0
1345 - 1400	0	0	54	0	14	6	4	0
Hourly Total	0	1	224	1	40	30	16	0
Hourly Average	0.00	0.25	56.00	0.25	10.00	7.50	4.00	0.00
1400 - 1415	0	0	58	0	8	3	8	0
1415 - 1430	0	1	33	0	14	3	10	0
1430 - 1445	0	2	53	0	7	6	10	0
1445 - 1500	0	0	44	0	6	2	4	0
Hourly Total	0	3	188	0	35	14	32	0
Hourly Average	0.00	0.75	47.00	0.00	8.75	3.50	8.00	0.00
1500 - 1515	0	1	41	0	9	1	5	0
1515 - 1530	0	0	44	0	12	2	8	0
1530 - 1545	0	0	38	0	13	1	7	0
1545 - 1600	0	2	47	2	6	4	11	0
Hourly Total	0	3	170	2	40	8	31	0
Hourly Average	0.00	0.75	42.50	0.50	10.00	2.00	7.75	0.00
1600 - 1615	0	1	55	1	9	2	8	0
1615 - 1630	0	0	50	0	4	1	2	1
1630 - 1645	0	0	43	0	3	2	3	0
1645 - 1700	0	0	50	0	8	0	3	0
Hourly Total	0	1	198	1	24	5	16	1
Hourly Average	0.00	0.25	49.50	0.25	6.00	1.25	4.00	0.25
1700 - 1715	0	0	54	0	2	1	2	0
1715 - 1730	0	3	67	0	9	3	4	0
1730 - 1745	0	0	54	0	2	4	3	0
1745 - 1800	0	0	41	0	2	1	2	0
Hourly Total	0	3	216	0	15	9	11	0
Hourly Average	0.00	0.75	54.00	0.00	3.75	2.25	2.75	0.00
1800 - 1815	0	2	47	0	2	1	3	0
1815 - 1830	0	1	56	0	3	1	2	0
1830 - 1845	0	0	21	0	2	2	5	0
1845 - 1900	0	0	31	0	3	0	1	0
Hourly Total	0	3	155	0	10	4	11	0
Hourly Average	0.00	0.75	38.75	0.00	2.50	1.00	2.75	0.00
1900 - 1915	0	0	23	0	3	0	1	1
1915 - 1930	0	0	20	0	3	0	1	0
1930 - 1945	0	0	29	0	3	0	0	0
1945 - 2000	0	0	16	0	1	0	4	0
Hourly Total	0	0	88	0	10	0	6	1
Hourly Average	0.00	0.00	22.00	0.00	2.50	0.00	1.50	0.25
2000 - 2015	0	0	26	0	0	0	0	0
2015 - 2030	0	0	21	0	0	0	0	0
2030 - 2045	0	0	19	0	0	0	0	0
2045 - 2100	0	0	16	0	1	0	0	0
Hourly Total	0	0	82	0	1	0	0	0
Hourly Average	0.00	0.00	20.50	0.00	0.25	0.00	0.00	0.00
2100 - 2115	0	1	16	0	1	0	1	0
2115 - 2130	0	0	20	0	0	0	0	0
2130 - 2145	0	1	24	1	0	0	0	0
2145 - 2200	0	1	14	2	1	0	0	0
Hourly Total	0	3	74	3	2	0	1	0
Hourly Average	0.00	0.75	18.50	0.75	0.50	0.00	0.25	0.00
2200 - 2215	0	1	12	0	3	1	0	0
2215 - 2230	0	0	5	0	1	0	1	0
2230 - 2245	0	0	8	0	2	0	0	0
2245 - 2300	0	0	6	0	0	0	0	0
Hourly Total	0	1	31	0	6	1	1	0
Hourly Average	0.00	0.25	7.75	0.00	1.50	0.25	0.25	0.00
2300 - 2315	0	0	4	0	0	0	2	0

2315 - 2330	0	0	3	0	0	0	1	0
2330 - 2345	0	0	3	0	0	1	0	0
2345 - 0000	0	0	4	0	0	0	1	0
Hourly Total	0	0	14	0	0	1	4	0
Hourly Average	0.00	0.00	3.50	0.00	0.00	0.25	1.00	0.00

Session Total	0	32	3985	18	661	201	300	7
Session Average	0.00	0.33	41.51	0.19	6.89	2.09	3.13	0.07

Date
Thursday 25 April 2019

Weather
Sunny Intervals
Temp: 12°C

0000 - 2400 (Thursday 24H Session)

TIME	Movement 6.7: Right from A180 (East) to A1173							
	P/CYCLE	M/CYCLE	CAR	TAXI	LGV	OGV1	OGV2	BUS/COACH
0000 - 0015	0	0	2	0	0	0	1	0
0015 - 0030	0	0	2	0	0	1	0	0
0030 - 0045	0	0	2	0	0	0	0	0
0045 - 0100	0	0	0	0	0	0	4	0
Hourly Total	0	0	6	0	0	1	5	0
Hourly Average	0.00	0.00	1.50	0.00	0.00	0.25	1.25	0.00
0100 - 0115	0	0	6	0	0	0	0	0
0115 - 0130	0	0	4	0	1	0	0	0
0130 - 0145	0	0	2	0	0	0	0	0
0145 - 0200	0	0	2	0	2	0	0	0
Hourly Total	0	0	14	0	3	0	0	0
Hourly Average	0.00	0.00	3.50	0.00	0.75	0.00	0.00	0.00
0200 - 0215	0	0	6	0	0	0	1	0
0215 - 0230	0	0	3	0	1	1	1	0
0230 - 0245	0	0	2	0	0	0	1	0
0245 - 0300	0	0	6	0	0	1	0	0
Hourly Total	0	0	17	0	1	2	3	0
Hourly Average	0.00	0.00	4.25	0.00	0.25	0.50	0.75	0.00
0300 - 0315	0	0	6	0	2	0	1	0
0315 - 0330	0	0	6	0	0	0	1	0
0330 - 0345	0	0	15	0	1	0	0	0
0345 - 0400	0	0	19	0	0	0	0	0
Hourly Total	0	0	46	0	3	0	2	0
Hourly Average	0.00	0.00	11.50	0.00	0.75	0.00	0.50	0.00
0400 - 0415	0	0	9	0	1	0	1	0
0415 - 0430	0	1	5	0	1	0	0	0
0430 - 0445	0	0	34	0	1	0	2	0
0445 - 0500	0	2	35	0	5	0	4	0
Hourly Total	0	3	83	0	8	0	7	0
Hourly Average	0.00	0.75	20.75	0.00	2.00	0.00	1.75	0.00
0500 - 0515	0	0	43	0	1	1	2	0
0515 - 0530	0	2	66	0	3	1	2	0
0530 - 0545	0	0	132	0	10	1	1	0
0545 - 0600	0	1	107	0	15	1	1	0
Hourly Total	0	3	348	0	29	4	6	0
Hourly Average	0.00	0.75	87.00	0.00	7.25	1.00	1.50	0.00
0600 - 0615	0	3	98	0	4	1	3	0
0615 - 0630	0	1	129	0	14	1	1	0
0630 - 0645	0	1	163	0	25	2	5	1
0645 - 0700	0	0	182	0	19	2	10	0
Hourly Total	0	5	572	0	62	6	19	1
Hourly Average	0.00	1.25	143.00	0.00	15.50	1.50	4.75	0.25
0700 - 0715	0	1	162	0	23	2	0	0
0715 - 0730	0	0	214	0	32	4	3	0
0730 - 0745	0	1	242	0	34	0	3	2
0745 - 0800	0	1	194	3	27	2	3	2
Hourly Total	0	3	812	3	116	8	9	4
Hourly Average	0.00	0.75	203.00	0.75	29.00	2.00	2.25	1.00
0800 - 0815	0	0	95	0	17	2	4	0
0815 - 0830	0	0	100	2	30	1	9	0
0830 - 0845	0	0	104	1	28	5	6	0
0845 - 0900	0	0	71	1	23	6	3	0
Hourly Total	0	0	370	4	98	14	22	0
Hourly Average	0.00	0.00	92.50	1.00	24.50	3.50	5.50	0.00
0900 - 0915	0	0	44	0	8	7	9	0
0915 - 0930	0	0	42	1	12	9	10	0
0930 - 0945	0	0	36	0	10	5	7	0
0945 - 1000	0	0	43	0	8	5	6	0
Hourly Total	0	0	165	1	38	26	32	0
Hourly Average	0.00	0.00	41.25	0.25	9.50	6.50	8.00	0.00
1000 - 1015	0	0	37	0	17	4	2	0
1015 - 1030	0	0	29	1	13	3	4	0

1030 - 1045	0	0	27	0	7	5	4	0
1045 - 1100	0	0	34	0	21	3	5	0
Hourly Total	0	0	127	1	58	15	15	0
Hourly Average	0.00	0.00	31.75	0.25	14.50	3.75	3.75	0.00
1100 - 1115	0	0	27	0	13	1	2	0
1115 - 1130	0	0	36	1	17	4	8	0
1130 - 1145	0	0	37	1	19	7	12	0
1145 - 1200	0	0	37	0	8	5	10	0
Hourly Total	0	0	137	2	57	17	32	0
Hourly Average	0.00	0.00	34.25	0.50	14.25	4.25	8.00	0.00
1200 - 1215	0	0	42	0	21	2	3	0
1215 - 1230	0	0	40	0	7	2	8	0
1230 - 1245	0	0	41	0	17	7	5	0
1245 - 1300	0	0	36	0	9	6	8	0
Hourly Total	0	0	159	0	54	17	24	0
Hourly Average	0.00	0.00	39.75	0.00	13.50	4.25	6.00	0.00
1300 - 1315	0	1	41	0	7	9	6	0
1315 - 1330	0	0	55	0	16	6	9	1
1330 - 1345	0	0	58	2	9	6	7	0
1345 - 1400	0	0	43	5	24	5	5	0
Hourly Total	0	1	197	7	56	26	27	1
Hourly Average	0.00	0.25	49.25	1.75	14.00	6.50	6.75	0.25
1400 - 1415	0	0	44	0	17	6	4	0
1415 - 1430	0	0	42	0	16	7	11	0
1430 - 1445	0	0	43	0	9	9	2	0
1445 - 1500	0	0	56	0	11	0	6	0
Hourly Total	0	0	185	0	53	22	23	0
Hourly Average	0.00	0.00	46.25	0.00	13.25	5.50	5.75	0.00
1500 - 1515	0	0	40	0	12	3	10	0
1515 - 1530	0	0	38	0	14	6	3	0
1530 - 1545	0	0	39	0	18	6	11	0
1545 - 1600	0	0	51	0	6	5	9	0
Hourly Total	0	0	168	0	50	20	33	0
Hourly Average	0.00	0.00	42.00	0.00	12.50	5.00	8.25	0.00
1600 - 1615	0	3	50	0	12	1	6	1
1615 - 1630	0	1	53	1	11	0	2	1
1630 - 1645	0	0	36	0	9	1	6	0
1645 - 1700	0	2	48	0	7	1	1	0
Hourly Total	0	6	187	1	39	3	15	2
Hourly Average	0.00	1.50	46.75	0.25	9.75	0.75	3.75	0.50
1700 - 1715	0	0	46	0	2	3	3	0
1715 - 1730	0	0	59	0	5	3	2	0
1730 - 1745	0	1	58	0	3	2	6	0
1745 - 1800	0	1	49	0	4	0	2	0
Hourly Total	0	2	212	0	14	8	13	0
Hourly Average	0.00	0.50	53.00	0.00	3.50	2.00	3.25	0.00
1800 - 1815	0	0	58	1	10	0	0	0
1815 - 1830	0	0	51	0	8	1	1	0
1830 - 1845	0	0	36	1	6	1	1	0
1845 - 1900	0	0	20	0	1	0	3	0
Hourly Total	0	0	165	2	25	2	5	0
Hourly Average	0.00	0.00	41.25	0.50	6.25	0.50	1.25	0.00
1900 - 1915	0	0	20	1	4	0	1	0
1915 - 1930	0	0	24	1	3	0	2	0
1930 - 1945	0	0	28	0	0	0	1	0
1945 - 2000	0	1	15	0	1	0	1	0
Hourly Total	0	1	87	2	8	0	5	0
Hourly Average	0.00	0.25	21.75	0.50	2.00	0.00	1.25	0.00
2000 - 2015	0	0	16	0	1	0	1	0
2015 - 2030	0	0	17	2	2	0	1	0
2030 - 2045	0	0	22	1	2	0	0	0
2045 - 2100	0	0	13	0	2	0	0	0
Hourly Total	0	0	68	3	7	0	2	0
Hourly Average	0.00	0.00	17.00	0.75	1.75	0.00	0.50	0.00
2100 - 2115	0	1	13	0	1	1	0	0
2115 - 2130	0	1	27	0	2	0	0	0
2130 - 2145	0	0	17	0	0	0	0	0
2145 - 2200	0	0	17	1	1	0	0	0
Hourly Total	0	2	74	1	4	1	0	0
Hourly Average	0.00	0.50	18.50	0.25	1.00	0.25	0.00	0.00
2200 - 2215	0	1	15	0	0	1	0	0
2215 - 2230	0	1	9	0	2	0	1	0
2230 - 2245	0	0	2	0	1	0	0	0
2245 - 2300	0	0	4	0	1	0	1	0
Hourly Total	0	2	30	0	4	1	2	0
Hourly Average	0.00	0.50	7.50	0.00	1.00	0.25	0.50	0.00
2300 - 2315	0	0	3	2	0	0	0	0
2315 - 2330	0	0	8	0	0	1	1	0
2330 - 2345	0	0	5	0	0	0	1	0
2345 - 0000	0	0	1	0	0	0	0	0
Hourly Total	0	0	17	2	0	1	2	0
Hourly Average	0.00	0.00	4.25	0.50	0.00	0.25	0.50	0.00

Session Total	0	28	4246	29	787	194	303	8
Session Average	0.00	0.29	44.23	0.30	8.20	2.02	3.16	0.08

Original Data	
TOTAL	PCU TOTAL
2	2.00
5	8.90
2	2.00
3	4.30
12	17.20
3.00	4.30
4	6.60
1	1.00
5	5.00
2	3.30
12	15.90
3.00	3.98
6	6.00
6	6.00
2	2.00
7	7.00
21	21.00
5.25	5.25
10	11.30
7	7.00
15	15.00
13	13.50
45	46.80
11.25	11.70
13	13.00
19	22.00
35	38.10
45	44.50
112	117.60
28.00	29.40
46	46.00
93	93.00
142	147.90
140	143.00
421	429.90
105.25	107.48
191	198.60
247	258.10
263	269.60
230	240.60
931	966.90
232.75	241.73
147	154.50
133	145.40
121	127.90
100	109.50
501	537.30
125.25	134.33
65	75.80
82	92.80
70	78.00
65	74.30
282	320.90
70.50	80.23
65	75.80
82	92.80

70	78.50
65	74.30
282	321.40
70.50	80.35
61	71.20
66	76.90
56	65.00
57	69.60
240	282.70
60.00	70.68
53	59.70
63	71.80
62	66.90
50	52.80
228	251.20
57.00	62.80
66	77.40
57	60.10
73	87.00
70	83.10
266	307.60
66.50	76.90
83	93.20
73	80.90
78	86.90
78	86.20
312	347.20
78.00	86.80
77	88.90
61	74.90
78	92.80
56	62.20
272	318.80
68.00	79.70
57	63.40
66	77.40
59	68.60
72	87.10
254	296.50
63.50	74.13
76	86.80
58	62.10
51	55.90
61	64.90
246	269.70
61.50	67.43
59	62.10
86	90.90
63	68.90
46	49.10
254	271.00
63.50	67.75
55	58.20
63	65.50
30	37.50
35	36.30
183	197.50
45.75	49.38
28	30.30
24	25.30
32	32.00
21	26.20
105	113.80
26.25	28.45
26	26.00
21	21.00
19	19.00
17	17.00
83	83.00
20.75	20.75
19	19.70
20	20.00
26	25.40
18	17.40
83	82.50
20.75	20.63
17	16.90
7	8.30
10	10.00
6	6.00
40	41.20
10.00	10.30
6	8.60

4	5.30
4	4.50
5	6.30
19	24.70
4.75	6.18

5204	5682.30
54.21	59.19

Original Data	
TOTAL	PCU TOTAL
3	4.30
3	3.50
2	2.00
4	9.20
12	19.00
3.00	4.75
6	6.00
5	5.00
2	2.00
4	4.00
17	17.00
4.25	4.25
7	8.30
6	7.80
3	4.30
7	7.50
23	27.90
5.75	6.98
9	10.30
7	8.30
16	16.00
19	19.00
51	53.60
12.75	13.40
11	12.30
7	6.40
37	39.60
46	50.00
101	108.30
25.25	27.08
47	50.10
74	75.90
144	145.80
125	126.20
390	398.00
97.50	99.50
109	111.60
146	147.20
197	204.90
213	227.00
665	690.70
166.25	172.68
188	188.40
253	258.90
282	287.30
232	238.30
955	972.90
238.75	243.23
118	124.20
142	154.20
144	154.30
104	110.90
508	543.60
127.00	135.90
68	83.20
74	91.50
58	69.60
62	72.30
262	316.60
65.50	79.15
60	64.60
50	56.70

43	50.70
63	71.00
216	243.00
54.00	60.75
43	46.10
66	78.40
76	95.10
60	75.50
245	295.10
61.25	73.78
68	72.90
57	68.40
70	80.00
59	72.40
254	293.70
63.50	73.43
64	75.70
87	102.70
82	94.10
82	91.00
315	363.50
78.75	90.88
71	79.20
76	93.80
63	70.10
73	80.80
283	323.90
70.75	80.98
65	79.50
61	67.90
74	91.30
71	85.20
271	323.90
67.75	80.98
73	80.50
69	72.00
52	60.30
59	59.60
253	272.40
63.25	68.10
54	59.40
69	73.10
70	78.20
56	58.00
249	268.70
62.25	67.18
69	69.00
61	62.80
45	46.80
24	27.90
199	206.50
49.75	51.63
26	27.30
30	32.60
29	30.30
18	18.70
103	108.90
25.75	27.23
18	19.30
22	23.30
25	25.00
15	15.00
80	82.60
20.00	20.65
16	15.90
30	29.40
17	17.00
19	19.00
82	81.30
20.50	20.33
17	16.90
13	13.70
3	3.00
6	7.30
39	40.90
9.75	10.23
5	5.00
10	11.80
6	7.30
1	1.00
22	25.10
5.50	6.28

5595	6077.10
58.28	63.30

1030 - 1045	0	0	0	0	0	0	0	0
1045 - 1100	0	0	0	0	0	0	0	0
Hourly Total	0	0	1	0	0	0	0	0
Hourly Average	0.00	0.00	0.25	0.00	0.00	0.00	0.00	0.00
1100 - 1115	0	0	0	0	0	0	0	0
1115 - 1130	0	0	0	0	0	0	0	0
1130 - 1145	0	0	0	0	0	0	0	0
1145 - 1200	0	0	0	0	0	0	0	0
Hourly Total	0	0	0	0	0	0	0	0
Hourly Average	0.00	0.00	0.00	0.00	0.00	0.00	0.00	0.00
1200 - 1215	0	0	0	0	0	0	0	0
1215 - 1230	0	0	0	0	0	0	0	0
1230 - 1245	0	0	1	0	0	0	0	0
1245 - 1300	0	0	0	0	0	0	0	0
Hourly Total	0	0	1	0	0	0	0	0
Hourly Average	0.00	0.00	0.25	0.00	0.00	0.00	0.00	0.00
1300 - 1315	0	0	0	0	0	0	0	0
1315 - 1330	0	0	0	0	0	0	0	0
1330 - 1345	0	0	0	0	1	0	0	0
1345 - 1400	0	0	0	0	0	0	0	0
Hourly Total	0	0	0	0	1	0	0	0
Hourly Average	0.00	0.00	0.00	0.00	0.25	0.00	0.00	0.00
1400 - 1415	0	0	0	0	0	0	0	0
1415 - 1430	0	0	0	0	0	0	0	0
1430 - 1445	0	0	0	0	0	0	0	0
1445 - 1500	0	0	0	0	0	0	0	0
Hourly Total	0	0	0	0	0	0	0	0
Hourly Average	0.00	0.00	0.00	0.00	0.00	0.00	0.00	0.00
1500 - 1515	0	0	0	0	0	0	0	0
1515 - 1530	0	0	0	0	0	0	0	0
1530 - 1545	0	0	1	0	0	0	0	0
1545 - 1600	0	0	0	0	0	0	0	0
Hourly Total	0	0	1	0	0	0	0	0
Hourly Average	0.00	0.00	0.25	0.00	0.00	0.00	0.00	0.00
1600 - 1615	0	0	0	0	0	0	0	0
1615 - 1630	0	0	0	0	0	0	0	0
1630 - 1645	0	0	0	0	0	0	0	0
1645 - 1700	0	0	0	0	0	0	0	0
Hourly Total	0	0	0	0	0	0	0	0
Hourly Average	0.00	0.00	0.00	0.00	0.00	0.00	0.00	0.00
1700 - 1715	0	0	1	0	0	0	0	0
1715 - 1730	0	0	0	0	0	0	0	0
1730 - 1745	0	0	0	0	0	0	0	0
1745 - 1800	0	0	0	0	0	0	0	0
Hourly Total	0	0	1	0	0	0	0	0
Hourly Average	0.00	0.00	0.25	0.00	0.00	0.00	0.00	0.00
1800 - 1815	0	0	0	0	0	0	1	0
1815 - 1830	0	0	0	0	0	0	0	0
1830 - 1845	0	0	0	0	0	0	0	0
1845 - 1900	0	0	0	0	0	0	0	0
Hourly Total	0	0	0	0	0	0	1	0
Hourly Average	0.00	0.00	0.00	0.00	0.00	0.00	0.25	0.00
1900 - 1915	0	0	0	0	0	0	0	0
1915 - 1930	0	0	0	0	0	0	0	0
1930 - 1945	0	0	0	0	0	0	0	0
1945 - 2000	0	0	0	0	0	0	0	0
Hourly Total	0	0	0	0	0	0	0	0
Hourly Average	0.00	0.00	0.00	0.00	0.00	0.00	0.00	0.00
2000 - 2015	0	0	1	0	0	0	0	0
2015 - 2030	0	0	0	0	0	0	0	0
2030 - 2045	0	0	0	0	0	0	0	0
2045 - 2100	0	0	0	0	0	0	0	0
Hourly Total	0	0	1	0	0	0	0	0
Hourly Average	0.00	0.00	0.25	0.00	0.00	0.00	0.00	0.00
2100 - 2115	0	0	2	0	0	0	0	0
2115 - 2130	0	0	0	0	0	0	0	0
2130 - 2145	0	0	0	0	0	0	0	0
2145 - 2200	0	0	1	0	0	0	0	0
Hourly Total	0	0	3	0	0	0	0	0
Hourly Average	0.00	0.00	0.75	0.00	0.00	0.00	0.00	0.00
2200 - 2215	0	0	0	0	0	0	0	0
2215 - 2230	0	0	0	0	0	0	0	0
2230 - 2245	0	0	0	0	0	0	0	0
2245 - 2300	0	0	0	0	0	0	0	0
Hourly Total	0	0	0	0	0	0	0	0
Hourly Average	0.00	0.00	0.00	0.00	0.00	0.00	0.00	0.00
2300 - 2315	0	0	0	0	0	0	0	0
2315 - 2330	0	0	0	0	0	0	0	0
2330 - 2345	0	0	0	0	0	0	0	0
2345 - 0000	0	0	1	0	0	0	0	0
Hourly Total	0	0	1	0	0	0	0	0
Hourly Average	0.00	0.00	0.25	0.00	0.00	0.00	0.00	0.00

Session Total	0	0	12	0	1	0	1	0
Session Average	0.00	0.00	0.13	0.00	0.01	0.00	0.01	0.00

Original Data	
TOTAL	PCU TOTAL
0	0.00
0	0.00
0	0.00
0	0.00
0	0.00
0.00	0.00
0	0.00
0	0.00
0	0.00
0	0.00
0	0.00
0.00	0.00
0	0.00
0	0.00
0	0.00
0	0.00
0	0.00
0.00	0.00
0	0.00
0	0.00
0	0.00
0	0.00
0	0.00
0.00	0.00
0	0.00
0	0.00
0	0.00
0	0.00
0	0.00
0.00	0.00
0	0.00
0	0.00
0	0.00
0	0.00
0	0.00
0.00	0.00
0	0.00
0	0.00
0	0.00
0	0.00
0	0.00
0.00	0.00
0	0.00
0	0.00
0	0.00
0	0.00
0	0.00
0.00	0.00
1	1.00
0	0.00
0	0.00
0	0.00
1	1.00
0.25	0.25
1	1.00
0	0.00

0	0.00
0	0.00
1	1.00
0.25	0.25
0	0.00
0	0.00
1	1.00
0	0.00
1	1.00
0.25	0.25
0	0.00
0	0.00
0	0.00
0	0.00
0	0.00
0.00	0.00
0	0.00
0	0.00
0	0.00
1	1.00
1	1.00
0.25	0.25
0	0.00
0	0.00
0	0.00
0	0.00
0	0.00
0	0.00
0.00	0.00
0	0.00
0	0.00
0	0.00
0	0.00
0	0.00
0.00	0.00
1	1.00
1	1.50
0	0.00
0	0.00
2	2.50
0.50	0.63
0	0.00
2	2.50
0	0.00
0	0.00
0	0.00
0	0.00
0	0.00
0	0.00
0.00	0.00
0	0.00
0	0.00
0	0.00
0	0.00
0	0.00
0.00	0.00
0	0.00
0	0.00
0	0.00
0	0.00
0	0.00
0.00	0.00
0	0.00
0	0.00
0	0.00
0	0.00
0	0.00
0	0.00
0.00	0.00
0	0.00
0	0.00
0	0.00
0	0.00
0	0.00
0	0.00
0.00	0.00
0	0.00
1	0.40
1	1.00
0	0.00
2	1.40
0.50	0.35
0	0.00
0	0.00
0	0.00
0	0.00
0	0.00
0	0.00
0.00	0.00
0	0.00

0	0.00
0	0.00
0	0.00
0	0.00
0.00	0.00

10	10.40
0.10	0.11

Original Data	
TOTAL	PCU TOTAL
0	0.00
0	0.00
0	0.00
0	0.00
0	0.00
0.00	0.00
0	0.00
1	1.00
0	0.00
0	0.00
1	1.00
0.25	0.25
0	0.00
0	0.00
0	0.00
0	0.00
0	0.00
0.00	0.00
0	0.00
0	0.00
0	0.00
0	0.00
0.00	0.00
0	0.00
0	0.00
0	0.00
0	0.00
0.00	0.00
0	0.00
0	0.00
0	0.00
0	0.00
0	0.00
0.00	0.00
0	0.00
0	0.00
0	0.00
0	0.00
0	0.00
0.00	0.00
0	0.00
0	0.00
0	0.00
0	0.00
0	0.00
0.00	0.00
0	0.00
0	0.00
0	0.00
0	0.00
0	0.00
0	0.00
0	0.00
0	0.00
0.00	0.00
1	1.00
0	0.00
1	1.00
0.25	0.25
0	0.00
1	1.00
0	0.00
0	0.00
1	1.00
0.25	0.25
0	0.00
0	0.00
0	0.00
0	0.00
0	0.00
0	0.00
0.00	0.00
1	1.00
0	0.00

0	0.00
0	0.00
1	1.00
0.25	0.25
0	0.00
0	0.00
0	0.00
0	0.00
0	0.00
0.00	0.00
0	0.00
0	0.00
1	1.00
0	0.00
1	1.00
0.25	0.25
0	0.00
0	0.00
1	1.00
0	0.00
1	1.00
0.25	0.25
0	0.00
0	0.00
0	0.00
0	0.00
0	0.00
0	0.00
0.00	0.00
0	0.00
0	0.00
1	1.00
0	0.00
0	0.00
0	0.00
1	1.00
0.25	0.25
0	0.00
0	0.00
0	0.00
0	0.00
0	0.00
0.00	0.00
1	1.00
0	0.00
0	0.00
0	0.00
1	1.00
0.25	0.25
1	2.30
0	0.00
0	0.00
0	0.00
1	2.30
0.25	0.58
0	0.00
0	0.00
0	0.00
0	0.00
0	0.00
0	0.00
0.00	0.00
1	1.00
0	0.00
0	0.00
0	0.00
1	1.00
0.25	0.25
2	2.00
0	0.00
0	0.00
1	1.00
3	3.00
0.75	0.75
0	0.00
0	0.00
0	0.00
0	0.00
0	0.00
0.00	0.00
0	0.00
0	0.00
0	0.00
1	1.00
1	1.00
0.25	0.25

14	15.30
0.15	0.16

Immingham, Lincolnshire
Classified Junction Count

Site 6 of 9
A1173
A180 (East)
A1173 Mathew Ford Way
A180 (West)

Lat/Long
lat 53.597659° lon -0.197297°

Date
Wednesday 24 April 2019

Weather
Sunny Intervals
Temp: 15°C

0000 - 2400 (Wednesday 24H Session)

TIME	Movement 6.9: Left from A1173 Mathew Ford Way to A180 (West)							
	P/CYCLE	M/CYCLE	CAR	TAXI	LGV	OGV1	OGV2	BUS/COACH
0000 - 0015	0	0	0	0	0	0	0	0
0015 - 0030	0	0	1	0	0	0	0	0
0030 - 0045	0	0	0	0	0	0	0	0
0045 - 0100	0	0	0	0	0	0	0	0
Hourly Total	0	0	1	0	0	0	0	0
Hourly Average	0.00	0.00	0.25	0.00	0.00	0.00	0.00	0.00
0100 - 0115	0	0	0	0	0	0	0	0
0115 - 0130	0	0	0	0	0	0	0	0
0130 - 0145	0	0	0	0	0	0	0	0
0145 - 0200	0	0	0	0	0	0	0	0
Hourly Total	0	0	0	0	0	0	0	0
Hourly Average	0.00	0.00	0.00	0.00	0.00	0.00	0.00	0.00
0200 - 0215	0	0	0	0	0	0	0	0
0215 - 0230	0	0	0	0	0	0	0	0
0230 - 0245	0	0	0	0	0	0	0	0
0245 - 0300	0	0	0	0	0	0	1	0
Hourly Total	0	0	0	0	0	0	1	0
Hourly Average	0.00	0.00	0.00	0.00	0.00	0.00	0.25	0.00
0300 - 0315	0	0	0	0	0	0	0	0
0315 - 0330	0	0	1	0	0	0	0	0
0330 - 0345	0	0	0	0	0	0	0	0
0345 - 0400	0	0	0	0	0	0	0	0
Hourly Total	0	0	1	0	0	0	0	0
Hourly Average	0.00	0.00	0.25	0.00	0.00	0.00	0.00	0.00
0400 - 0415	0	0	1	0	0	0	0	0
0415 - 0430	0	0	0	0	0	0	0	0
0430 - 0445	0	0	3	0	0	0	0	0
0445 - 0500	0	0	1	0	0	0	0	0
Hourly Total	0	0	5	0	0	0	0	0
Hourly Average	0.00	0.00	1.25	0.00	0.00	0.00	0.00	0.00
0500 - 0515	0	0	4	0	1	0	0	0
0515 - 0530	0	0	5	0	0	0	0	0
0530 - 0545	0	0	3	0	0	0	0	0
0545 - 0600	0	0	3	0	2	0	0	0
Hourly Total	0	0	15	0	3	0	0	0
Hourly Average	0.00	0.00	3.75	0.00	0.75	0.00	0.00	0.00
0600 - 0615	0	0	19	0	5	1	0	0
0615 - 0630	0	0	26	0	0	0	0	0
0630 - 0645	0	0	21	0	4	0	0	0
0645 - 0700	0	0	14	0	3	0	1	0
Hourly Total	0	0	80	0	12	1	1	0
Hourly Average	0.00	0.00	20.00	0.00	3.00	0.25	0.25	0.00
0700 - 0715	0	0	20	0	2	1	0	0
0715 - 0730	0	0	9	1	0	1	1	0
0730 - 0745	0	0	8	0	3	0	0	0
0745 - 0800	0	0	6	0	0	0	0	0
Hourly Total	0	0	43	1	5	2	1	0
Hourly Average	0.00	0.00	10.75	0.25	1.25	0.50	0.25	0.00
0800 - 0815	0	0	7	0	3	0	1	0
0815 - 0830	0	0	4	0	2	0	1	0
0830 - 0845	0	1	4	0	3	0	1	0
0845 - 0900	0	0	7	0	1	1	0	0
Hourly Total	0	1	22	0	9	1	3	0
Hourly Average	0.00	0.25	5.50	0.00	2.25	0.25	0.75	0.00
0900 - 0915	0	0	7	0	3	0	1	0
0915 - 0930	0	0	4	0	2	0	1	0

0930 - 0945	0	1	4	0	3	0	1	0
0945 - 1000	0	0	7	0	1	1	0	0
Hourly Total	0	1	22	0	9	1	3	0
Hourly Average	0.00	0.25	5.50	0.00	2.25	0.25	0.75	0.00
1000 - 1015	0	0	3	0	2	0	0	0
1015 - 1030	0	0	9	0	0	1	0	0
1030 - 1045	0	0	2	0	0	0	0	0
1045 - 1100	0	0	7	0	1	0	2	0
Hourly Total	0	0	21	0	3	1	2	0
Hourly Average	0.00	0.00	5.25	0.00	0.75	0.25	0.50	0.00
1100 - 1115	0	0	2	0	1	0	0	0
1115 - 1130	0	0	3	0	2	0	0	0
1130 - 1145	0	0	2	0	1	1	1	0
1145 - 1200	0	0	4	0	0	2	0	0
Hourly Total	0	0	11	0	4	3	1	0
Hourly Average	0.00	0.00	2.75	0.00	1.00	0.75	0.25	0.00
1200 - 1215	0	0	1	0	1	0	0	0
1215 - 1230	0	0	3	0	1	0	1	0
1230 - 1245	0	0	5	0	2	1	0	0
1245 - 1300	0	0	6	0	3	0	0	0
Hourly Total	0	0	15	0	7	1	1	0
Hourly Average	0.00	0.00	3.75	0.00	1.75	0.25	0.25	0.00
1300 - 1315	0	0	8	0	3	0	0	0
1315 - 1330	0	0	6	0	1	0	1	0
1330 - 1345	0	0	5	0	0	1	1	0
1345 - 1400	0	0	2	0	2	0	1	0
Hourly Total	0	0	21	0	6	1	3	0
Hourly Average	0.00	0.00	5.25	0.00	1.50	0.25	0.75	0.00
1400 - 1415	0	0	3	0	2	1	1	0
1415 - 1430	0	0	1	0	3	0	1	0
1430 - 1445	0	0	5	0	2	0	0	0
1445 - 1500	0	0	2	0	0	1	1	0
Hourly Total	0	0	11	0	7	2	3	0
Hourly Average	0.00	0.00	2.75	0.00	1.75	0.50	0.75	0.00
1500 - 1515	0	0	5	0	3	0	0	0
1515 - 1530	0	0	6	0	1	0	0	0
1530 - 1545	0	0	2	0	0	1	0	0
1545 - 1600	0	0	5	0	1	1	0	0
Hourly Total	0	0	18	0	5	2	0	0
Hourly Average	0.00	0.00	4.50	0.00	1.25	0.50	0.00	0.00
1600 - 1615	0	0	4	0	2	2	0	0
1615 - 1630	0	0	3	0	0	0	0	0
1630 - 1645	0	0	8	0	1	0	1	0
1645 - 1700	0	0	1	0	2	0	0	0
Hourly Total	0	0	16	0	5	2	1	0
Hourly Average	0.00	0.00	4.00	0.00	1.25	0.50	0.25	0.00
1700 - 1715	0	0	5	0	2	0	0	0
1715 - 1730	0	0	5	0	0	0	1	0
1730 - 1745	0	0	7	0	2	1	0	1
1745 - 1800	0	0	3	0	2	0	2	0
Hourly Total	0	0	20	0	6	1	3	1
Hourly Average	0.00	0.00	5.00	0.00	1.50	0.25	0.75	0.25
1800 - 1815	0	0	5	0	0	0	0	0
1815 - 1830	0	0	5	0	0	0	0	0
1830 - 1845	0	1	3	0	0	0	0	0
1845 - 1900	0	0	4	0	0	0	1	0
Hourly Total	0	1	17	0	0	0	1	0
Hourly Average	0.00	0.25	4.25	0.00	0.00	0.00	0.25	0.00
1900 - 1915	0	0	4	0	0	0	0	0
1915 - 1930	0	0	0	0	0	0	0	0
1930 - 1945	0	0	5	0	1	0	0	0
1945 - 2000	0	0	5	0	0	0	0	0
Hourly Total	0	0	14	0	1	0	0	0
Hourly Average	0.00	0.00	3.50	0.00	0.25	0.00	0.00	0.00
2000 - 2015	0	0	1	0	0	0	0	0
2015 - 2030	0	0	1	0	0	0	0	0
2030 - 2045	0	0	2	0	0	0	0	0
2045 - 2100	0	0	1	0	0	0	0	0
Hourly Total	0	0	5	0	0	0	0	0
Hourly Average	0.00	0.00	1.25	0.00	0.00	0.00	0.00	0.00
2100 - 2115	0	0	0	0	0	0	0	0
2115 - 2130	0	0	1	0	0	0	0	0
2130 - 2145	0	0	2	0	0	0	0	0
2145 - 2200	0	0	0	0	0	0	0	0
Hourly Total	0	0	3	0	0	0	0	0
Hourly Average	0.00	0.00	0.75	0.00	0.00	0.00	0.00	0.00
2200 - 2215	0	0	1	0	0	0	0	0
2215 - 2230	0	0	1	0	0	0	0	0
2230 - 2245	0	0	1	0	0	0	0	0
2245 - 2300	0	0	1	0	0	0	1	0
Hourly Total	0	0	4	0	0	0	1	0
Hourly Average	0.00	0.00	1.00	0.00	0.00	0.00	0.25	0.00
2300 - 2315	0	0	2	0	0	0	0	0

2315 - 2330	0	0	0	0	0	0	0	0
2330 - 2345	0	0	0	0	0	0	0	0
2345 - 0000	0	0	0	0	0	0	0	0
Hourly Total	0	0	2	0	0	0	0	0
Hourly Average	0.00	0.00	0.50	0.00	0.00	0.00	0.00	0.00

Session Total	0	3	367	1	82	18	25	1
Session Average	0.00	0.03	3.82	0.01	0.85	0.19	0.26	0.01

Date
Thursday 25 April 2019

Weather
Sunny Intervals
Temp: 12°C

0000 - 2400 (Thursday 24H Session)

TIME	Movement 6.9: Left from A1173 Mathew Ford Way to A180 (West)							
	P/CYCLE	M/CYCLE	CAR	TAXI	LGV	OGV1	OGV2	BUS/COACH
0000 - 0015	0	0	0	0	0	0	0	0
0015 - 0030	0	0	0	0	0	0	0	0
0030 - 0045	0	0	0	0	0	0	0	0
0045 - 0100	0	0	0	0	0	0	0	0
Hourly Total	0	0	0	0	0	0	0	0
Hourly Average	0.00	0.00	0.00	0.00	0.00	0.00	0.00	0.00
0100 - 0115	0	0	1	0	0	0	0	0
0115 - 0130	0	0	0	0	0	0	0	0
0130 - 0145	0	0	0	0	0	0	0	0
0145 - 0200	0	0	0	0	0	0	0	0
Hourly Total	0	0	1	0	0	0	0	0
Hourly Average	0.00	0.00	0.25	0.00	0.00	0.00	0.00	0.00
0200 - 0215	0	0	1	0	0	0	0	0
0215 - 0230	0	0	1	0	0	0	0	0
0230 - 0245	0	0	0	0	0	0	0	0
0245 - 0300	0	0	0	0	0	0	0	0
Hourly Total	0	0	2	0	0	0	0	0
Hourly Average	0.00	0.00	0.50	0.00	0.00	0.00	0.00	0.00
0300 - 0315	0	0	0	0	0	0	0	0
0315 - 0330	0	0	1	0	0	0	0	0
0330 - 0345	0	0	0	0	0	0	1	0
0345 - 0400	0	0	1	0	0	0	0	0
Hourly Total	0	0	2	0	0	0	1	0
Hourly Average	0.00	0.00	0.50	0.00	0.00	0.00	0.25	0.00
0400 - 0415	0	0	1	0	0	0	0	0
0415 - 0430	0	0	2	0	0	0	0	0
0430 - 0445	0	0	2	0	0	0	0	0
0445 - 0500	0	0	1	0	0	0	0	0
Hourly Total	0	0	6	0	0	0	0	0
Hourly Average	0.00	0.00	1.50	0.00	0.00	0.00	0.00	0.00
0500 - 0515	0	0	3	0	1	0	1	0
0515 - 0530	0	0	3	0	0	0	0	0
0530 - 0545	0	0	2	0	0	0	0	0
0545 - 0600	0	0	4	0	3	0	0	0
Hourly Total	0	0	12	0	4	0	1	0
Hourly Average	0.00	0.00	3.00	0.00	1.00	0.00	0.25	0.00
0600 - 0615	0	0	5	0	3	0	0	0
0615 - 0630	0	0	5	0	0	0	0	0
0630 - 0645	0	0	8	1	4	0	0	0
0645 - 0700	0	0	14	0	3	1	0	0
Hourly Total	0	0	32	1	10	1	0	0
Hourly Average	0.00	0.00	8.00	0.25	2.50	0.25	0.00	0.00
0700 - 0715	0	0	11	0	2	1	3	0
0715 - 0730	0	0	20	0	2	0	1	0
0730 - 0745	0	0	16	0	4	0	0	0
0745 - 0800	0	0	20	0	4	0	0	0
Hourly Total	0	0	67	0	12	1	4	0
Hourly Average	0.00	0.00	16.75	0.00	3.00	0.25	1.00	0.00
0800 - 0815	0	0	21	0	1	0	0	0
0815 - 0830	0	0	15	0	2	0	3	0
0830 - 0845	0	0	10	1	2	1	1	0
0845 - 0900	0	0	5	0	0	0	1	0
Hourly Total	0	0	51	1	5	1	5	0
Hourly Average	0.00	0.00	12.75	0.25	1.25	0.25	1.25	0.00
0900 - 0915	0	0	4	0	2	0	0	0
0915 - 0930	0	0	5	0	1	0	0	0
0930 - 0945	0	0	6	0	1	0	2	0
0945 - 1000	0	0	3	0	0	0	4	0
Hourly Total	0	0	18	0	4	0	6	0
Hourly Average	0.00	0.00	4.50	0.00	1.00	0.00	1.50	0.00
1000 - 1015	0	0	7	1	1	0	0	0
1015 - 1030	0	0	0	0	2	0	2	0

1030 - 1045	0	0	5	0	1	0	0	0
1045 - 1100	0	0	5	0	0	0	1	0
Hourly Total	0	0	17	1	4	0	3	0
Hourly Average	0.00	0.00	4.25	0.25	1.00	0.00	0.75	0.00
1100 - 1115	0	0	4	0	0	0	0	0
1115 - 1130	0	0	8	0	1	1	1	0
1130 - 1145	0	0	5	0	1	0	0	0
1145 - 1200	0	0	8	0	2	0	1	0
Hourly Total	0	0	25	0	4	1	2	0
Hourly Average	0.00	0.00	6.25	0.00	1.00	0.25	0.50	0.00
1200 - 1215	0	0	5	0	3	0	3	0
1215 - 1230	0	0	5	0	2	1	1	0
1230 - 1245	0	0	4	0	0	0	0	0
1245 - 1300	0	0	3	0	1	0	0	0
Hourly Total	0	0	17	0	6	1	4	0
Hourly Average	0.00	0.00	4.25	0.00	1.50	0.25	1.00	0.00
1300 - 1315	0	0	6	0	2	0	1	0
1315 - 1330	0	0	3	0	2	1	1	0
1330 - 1345	0	0	4	0	1	0	1	0
1345 - 1400	0	0	4	0	1	1	0	0
Hourly Total	0	0	17	0	6	2	3	0
Hourly Average	0.00	0.00	4.25	0.00	1.50	0.50	0.75	0.00
1400 - 1415	0	0	2	0	1	1	0	0
1415 - 1430	0	0	5	0	1	0	2	0
1430 - 1445	0	0	5	0	0	0	2	0
1445 - 1500	0	0	4	0	0	0	0	0
Hourly Total	0	0	16	0	2	1	4	0
Hourly Average	0.00	0.00	4.00	0.00	0.50	0.25	1.00	0.00
1500 - 1515	0	0	4	0	0	0	0	0
1515 - 1530	0	0	4	0	2	1	0	0
1530 - 1545	0	0	1	1	0	0	0	0
1545 - 1600	0	0	4	0	0	0	0	0
Hourly Total	0	0	13	1	2	1	0	0
Hourly Average	0.00	0.00	3.25	0.25	0.50	0.25	0.00	0.00
1600 - 1615	0	0	4	0	0	0	0	0
1615 - 1630	0	0	3	0	1	0	0	0
1630 - 1645	0	0	3	0	0	0	0	0
1645 - 1700	0	0	4	0	0	0	1	0
Hourly Total	0	0	14	0	1	0	1	0
Hourly Average	0.00	0.00	3.50	0.00	0.25	0.00	0.25	0.00
1700 - 1715	0	0	2	0	0	0	1	0
1715 - 1730	0	0	4	0	0	0	2	0
1730 - 1745	0	0	6	0	1	0	0	1
1745 - 1800	0	0	2	0	1	0	0	0
Hourly Total	0	0	14	0	2	0	3	1
Hourly Average	0.00	0.00	3.50	0.00	0.50	0.00	0.75	0.25
1800 - 1815	0	0	5	0	0	0	0	0
1815 - 1830	0	0	3	0	0	1	0	0
1830 - 1845	0	0	4	0	1	0	0	0
1845 - 1900	0	0	3	0	0	0	0	0
Hourly Total	0	0	15	0	1	1	0	0
Hourly Average	0.00	0.00	3.75	0.00	0.25	0.25	0.00	0.00
1900 - 1915	0	0	2	0	0	0	1	0
1915 - 1930	0	0	1	0	0	0	0	0
1930 - 1945	0	0	2	0	0	0	0	0
1945 - 2000	0	0	0	0	1	0	0	0
Hourly Total	0	0	5	0	1	0	1	0
Hourly Average	0.00	0.00	1.25	0.00	0.25	0.00	0.25	0.00
2000 - 2015	0	0	1	0	0	0	0	0
2015 - 2030	0	0	1	0	0	0	0	0
2030 - 2045	0	0	2	0	0	0	0	0
2045 - 2100	0	0	1	0	0	0	0	0
Hourly Total	0	0	5	0	0	0	0	0
Hourly Average	0.00	0.00	1.25	0.00	0.00	0.00	0.00	0.00
2100 - 2115	0	0	2	0	0	0	0	0
2115 - 2130	0	0	2	0	0	0	0	0
2130 - 2145	0	0	1	0	0	0	0	0
2145 - 2200	0	0	0	0	0	0	1	0
Hourly Total	0	0	5	0	0	0	1	0
Hourly Average	0.00	0.00	1.25	0.00	0.00	0.00	0.25	0.00
2200 - 2215	0	0	0	0	0	0	0	0
2215 - 2230	0	0	1	0	0	0	0	0
2230 - 2245	0	0	0	0	0	0	0	0
2245 - 2300	0	0	0	0	1	0	0	0
Hourly Total	0	0	1	0	1	0	0	0
Hourly Average	0.00	0.00	0.25	0.00	0.25	0.00	0.00	0.00
2300 - 2315	0	0	0	0	0	0	0	0
2315 - 2330	0	0	0	0	0	0	0	0
2330 - 2345	0	0	2	0	0	0	0	0
2345 - 0000	0	0	0	0	0	0	0	0
Hourly Total	0	0	2	0	0	0	0	0
Hourly Average	0.00	0.00	0.50	0.00	0.00	0.00	0.00	0.00

Session Total	0	0	357	4	65	10	39	1
Session Average	0.00	0.00	3.72	0.04	0.68	0.10	0.41	0.01

Original Data	
TOTAL	PCU TOTAL
0	0.00
1	1.00
0	0.00
0	0.00
1	1.00
0.25	0.25
0	0.00
0	0.00
0	0.00
0	0.00
0	0.00
0	0.00
0.00	0.00
0	0.00
0	0.00
0	0.00
1	2.30
1	2.30
0.25	0.58
0	0.00
1	1.00
0	0.00
0	0.00
1	1.00
0.25	0.25
1	1.00
0	0.00
3	3.00
1	1.00
5	5.00
1.25	1.25
5	5.00
5	5.00
3	3.00
5	5.00
18	18.00
4.50	4.50
25	25.50
26	26.00
25	25.00
18	19.30
94	95.80
23.50	23.95
23	23.50
12	13.80
11	11.00
6	6.00
52	54.30
13.00	13.58
11	12.30
7	8.30
9	9.70
9	9.50
36	39.80
9.00	9.95
11	12.30
7	8.30

9	9.70
9	9.50
36	39.80
9.00	9.95
5	5.00
10	10.50
2	2.00
10	12.60
27	30.10
6.75	7.53
3	3.00
5	5.00
5	6.80
6	7.00
19	21.80
4.75	5.45
2	2.00
5	6.30
8	8.50
9	9.00
24	25.80
6.00	6.45
11	11.00
8	9.30
7	8.80
5	6.30
31	35.40
7.75	8.85
7	8.80
5	6.30
7	7.00
4	5.80
23	27.90
5.75	6.98
8	8.00
7	7.00
3	3.50
7	7.50
25	26.00
6.25	6.50
8	9.00
3	3.00
10	11.30
3	3.00
24	26.30
6.00	6.58
7	7.00
6	7.30
11	12.50
7	9.60
31	36.40
7.75	9.10
5	5.00
5	5.00
4	3.40
5	6.30
19	19.70
4.75	4.93
4	4.00
0	0.00
6	6.00
5	5.00
15	15.00
3.75	3.75
1	1.00
1	1.00
2	2.00
1	1.00
5	5.00
1.25	1.25
0	0.00
1	1.00
2	2.00
0	0.00
3	3.00
0.75	0.75
1	1.00
1	1.00
1	1.00
2	3.30
5	6.30
1.25	1.58
2	2.00

0	0.00
0	0.00
0	0.00
2	2.00
0.50	0.50

497	537.70
5.18	5.60

Original Data	
TOTAL	PCU TOTAL
0	0.00
0	0.00
0	0.00
0	0.00
0	0.00
0.00	0.00
1	1.00
0	0.00
0	0.00
0	0.00
1	1.00
0.25	0.25
1	1.00
1	1.00
0	0.00
0	0.00
2	2.00
0.50	0.50
0	0.00
1	1.00
1	2.30
1	1.00
3	4.30
0.75	1.08
1	1.00
2	2.00
2	2.00
1	1.00
6	6.00
1.50	1.50
5	6.30
3	3.00
2	2.00
7	7.00
17	18.30
4.25	4.58
8	8.00
5	5.00
13	13.00
18	18.50
44	44.50
11.00	11.13
17	21.40
23	24.30
20	20.00
24	24.00
84	89.70
21.00	22.43
22	22.00
20	23.90
15	16.80
6	7.30
63	70.00
15.75	17.50
6	6.00
6	6.00
9	11.60
7	12.20
28	35.80
7.00	8.95
9	9.00
4	6.60

6	6.00
6	7.30
25	28.90
6.25	7.23
4	4.00
11	12.80
6	6.00
11	12.30
32	35.10
8.00	8.78
11	14.90
9	10.80
4	4.00
4	4.00
28	33.70
7.00	8.43
9	10.30
7	8.80
6	7.30
6	6.50
28	32.90
7.00	8.23
4	4.50
8	10.60
7	9.60
4	4.00
23	28.70
5.75	7.18
4	4.00
7	7.50
2	2.00
4	4.00
17	17.50
4.25	4.38
4	4.00
4	4.00
3	3.00
5	6.30
16	17.30
4.00	4.33
3	4.30
6	8.60
8	9.00
3	3.00
20	24.90
5.00	6.23
5	5.00
4	4.50
5	5.00
3	3.00
17	17.50
4.25	4.38
3	4.30
1	1.00
2	2.00
1	1.00
7	8.30
1.75	2.08
1	1.00
1	1.00
2	2.00
1	1.00
5	5.00
1.25	1.25
2	2.00
2	2.00
1	1.00
1	2.30
6	7.30
1.50	1.83
0	0.00
1	1.00
0	0.00
1	1.00
2	2.00
0.50	0.50
0	0.00
0	0.00
2	2.00
0	0.00
2	2.00
0.50	0.50

476	532.70
4.96	5.55

Immingham, Lincolnshire
Classified Junction Count

Site 6 of 9
A1173
A180 (East)
A1173 Mathew Ford Way
A180 (West)

Lat/Long
lat 53.597659° lon -0.197297°

Date
Wednesday 24 April 2019

Weather
Sunny Intervals
Temp: 15°C

0000 - 2400 (Wednesday 24H Session)

Movement 6.10: Northbound from A1173 Mathew Ford Way to A1173								
TIME	P/CYCLE	M/CYCLE	CAR	TAXI	LGV	OGV1	OGV2	BUS/COACH
0000 - 0015	0	0	0	0	1	0	1	0
0015 - 0030	0	0	1	0	0	0	0	0
0030 - 0045	0	0	0	0	1	0	1	0
0045 - 0100	0	0	0	0	0	0	1	0
Hourly Total	0	0	1	0	2	0	3	0
Hourly Average	0.00	0.00	0.25	0.00	0.50	0.00	0.75	0.00
0100 - 0115	0	0	1	0	0	0	0	0
0115 - 0130	0	0	0	0	0	0	0	0
0130 - 0145	0	0	0	0	0	0	0	0
0145 - 0200	0	0	0	0	0	0	0	0
Hourly Total	0	0	1	0	0	0	0	0
Hourly Average	0.00	0.00	0.25	0.00	0.00	0.00	0.00	0.00
0200 - 0215	0	0	0	0	0	0	1	0
0215 - 0230	0	0	2	0	0	0	2	0
0230 - 0245	0	0	0	0	0	0	0	0
0245 - 0300	0	0	2	0	1	0	0	0
Hourly Total	0	0	4	0	1	0	3	0
Hourly Average	0.00	0.00	1.00	0.00	0.25	0.00	0.75	0.00
0300 - 0315	0	0	0	0	0	1	0	0
0315 - 0330	0	0	0	0	0	0	1	0
0330 - 0345	0	0	1	0	0	0	0	0
0345 - 0400	0	0	3	0	0	0	2	0
Hourly Total	0	0	4	0	0	1	3	0
Hourly Average	0.00	0.00	1.00	0.00	0.00	0.25	0.75	0.00
0400 - 0415	0	1	1	0	0	0	0	0
0415 - 0430	0	0	5	0	0	0	3	0
0430 - 0445	0	0	8	0	0	0	0	0
0445 - 0500	0	0	4	0	1	0	1	0
Hourly Total	0	1	18	0	1	0	4	0
Hourly Average	0.00	0.25	4.50	0.00	0.25	0.00	1.00	0.00
0500 - 0515	0	0	4	0	0	0	2	0
0515 - 0530	0	0	6	0	1	1	2	0
0530 - 0545	0	0	14	0	0	0	0	0
0545 - 0600	0	0	10	0	0	0	2	0
Hourly Total	0	0	34	0	1	1	6	0
Hourly Average	0.00	0.00	8.50	0.00	0.25	0.25	1.50	0.00
0600 - 0615	0	1	9	0	4	0	3	0
0615 - 0630	1	0	22	0	0	2	2	0
0630 - 0645	0	1	27	0	5	0	0	0
0645 - 0700	0	0	35	0	6	1	0	0
Hourly Total	1	2	93	0	15	3	5	0
Hourly Average	0.25	0.50	23.25	0.00	3.75	0.75	1.25	0.00
0700 - 0715	1	0	32	0	6	1	4	2
0715 - 0730	0	1	26	0	5	0	1	0
0730 - 0745	0	0	30	0	11	2	2	0
0745 - 0800	0	0	31	0	2	0	3	1
Hourly Total	1	1	119	0	24	3	10	3
Hourly Average	0.25	0.25	29.75	0.00	6.00	0.75	2.50	0.75
0800 - 0815	0	0	17	0	2	0	1	0
0815 - 0830	0	0	5	0	0	2	0	0
0830 - 0845	0	0	11	0	2	0	1	0
0845 - 0900	0	0	11	0	0	0	2	0
Hourly Total	0	0	44	0	4	2	4	0
Hourly Average	0.00	0.00	11.00	0.00	1.00	0.50	1.00	0.00
0900 - 0915	0	0	17	0	2	0	1	0
0915 - 0930	0	0	5	0	0	2	0	0

0930 - 0945	0	0	11	0	2	0	1	0
0945 - 1000	0	0	11	0	0	0	2	0
Hourly Total	0	0	44	0	4	2	4	0
Hourly Average	0.00	0.00	11.00	0.00	1.00	0.50	1.00	0.00
1000 - 1015	0	0	4	0	4	2	1	0
1015 - 1030	0	0	5	0	1	0	4	0
1030 - 1045	0	0	4	0	4	0	2	0
1045 - 1100	1	1	2	0	1	0	6	0
Hourly Total	1	1	15	0	10	2	13	0
Hourly Average	0.25	0.25	3.75	0.00	2.50	0.50	3.25	0.00
1100 - 1115	0	0	5	0	4	0	3	0
1115 - 1130	0	0	3	0	3	0	6	0
1130 - 1145	0	0	11	0	1	3	8	0
1145 - 1200	0	0	1	0	1	0	1	0
Hourly Total	0	0	20	0	9	3	18	0
Hourly Average	0.00	0.00	5.00	0.00	2.25	0.75	4.50	0.00
1200 - 1215	0	0	3	0	2	0	0	0
1215 - 1230	0	0	3	0	4	1	0	0
1230 - 1245	0	0	4	0	4	0	2	0
1245 - 1300	0	0	5	0	4	3	1	0
Hourly Total	0	0	15	0	14	4	3	0
Hourly Average	0.00	0.00	3.75	0.00	3.50	1.00	0.75	0.00
1300 - 1315	0	0	3	0	1	0	5	0
1315 - 1330	0	0	7	0	3	2	8	0
1330 - 1345	0	0	2	0	1	2	0	0
1345 - 1400	0	1	6	0	5	1	6	0
Hourly Total	0	1	18	0	10	5	19	0
Hourly Average	0.00	0.25	4.50	0.00	2.50	1.25	4.75	0.00
1400 - 1415	0	0	2	0	9	1	4	0
1415 - 1430	0	0	6	0	3	1	2	0
1430 - 1445	0	0	1	1	2	1	3	0
1445 - 1500	0	1	1	1	1	5	3	0
Hourly Total	0	1	10	2	15	8	12	0
Hourly Average	0.00	0.25	2.50	0.50	3.75	2.00	3.00	0.00
1500 - 1515	0	0	2	0	7	1	4	0
1515 - 1530	0	0	8	0	6	3	2	0
1530 - 1545	0	2	1	0	5	4	4	0
1545 - 1600	0	0	5	0	3	1	0	0
Hourly Total	0	2	16	0	21	9	10	0
Hourly Average	0.00	0.50	4.00	0.00	5.25	2.25	2.50	0.00
1600 - 1615	0	0	3	0	2	5	2	0
1615 - 1630	0	0	7	0	3	1	2	0
1630 - 1645	0	0	3	0	2	3	3	0
1645 - 1700	0	0	3	0	4	3	2	0
Hourly Total	0	0	16	0	11	12	9	0
Hourly Average	0.00	0.00	4.00	0.00	2.75	3.00	2.25	0.00
1700 - 1715	0	0	4	0	1	0	2	0
1715 - 1730	0	0	7	0	0	0	5	0
1730 - 1745	0	0	6	0	6	0	2	0
1745 - 1800	0	0	3	0	1	0	0	0
Hourly Total	0	0	20	0	8	0	9	0
Hourly Average	0.00	0.00	5.00	0.00	2.00	0.00	2.25	0.00
1800 - 1815	0	1	3	0	2	1	1	0
1815 - 1830	0	0	8	0	1	0	4	0
1830 - 1845	0	0	2	0	0	0	0	0
1845 - 1900	0	0	3	0	0	0	0	0
Hourly Total	0	1	16	0	3	1	5	0
Hourly Average	0.00	0.25	4.00	0.00	0.75	0.25	1.25	0.00
1900 - 1915	0	0	4	0	0	0	1	0
1915 - 1930	0	0	7	0	0	0	1	0
1930 - 1945	0	0	1	0	0	0	0	0
1945 - 2000	0	0	0	0	0	0	0	0
Hourly Total	0	0	12	0	0	0	2	0
Hourly Average	0.00	0.00	3.00	0.00	0.00	0.00	0.50	0.00
2000 - 2015	0	0	0	0	0	0	1	0
2015 - 2030	0	0	3	0	0	0	0	0
2030 - 2045	0	0	1	0	0	0	0	0
2045 - 2100	0	0	3	0	0	0	0	0
Hourly Total	0	0	7	0	0	0	1	0
Hourly Average	0.00	0.00	1.75	0.00	0.00	0.00	0.25	0.00
2100 - 2115	0	0	0	0	0	0	0	0
2115 - 2130	0	0	1	0	0	0	0	0
2130 - 2145	0	0	2	0	0	0	0	0
2145 - 2200	0	0	0	0	0	0	0	0
Hourly Total	0	0	3	0	0	0	0	0
Hourly Average	0.00	0.00	0.75	0.00	0.00	0.00	0.00	0.00
2200 - 2215	0	0	1	0	0	0	0	0
2215 - 2230	0	0	1	0	0	0	0	0
2230 - 2245	0	0	2	0	0	0	0	0
2245 - 2300	0	0	0	0	0	0	1	0
Hourly Total	0	0	4	0	0	0	1	0
Hourly Average	0.00	0.00	1.00	0.00	0.00	0.00	0.25	0.00
2300 - 2315	0	0	2	0	0	0	0	0

2315 - 2330	0	0	0	0	0	0	0	0
2330 - 2345	0	0	0	0	0	0	0	0
2345 - 0000	0	0	0	0	0	0	0	0
Hourly Total	0	0	2	0	0	0	0	0
Hourly Average	0.00	0.00	0.50	0.00	0.00	0.00	0.00	0.00

Session Total	3	10	536	2	153	56	144	3
Session Average	0.03	0.10	5.58	0.02	1.59	0.58	1.50	0.03

Date
Thursday 25 April 2019

Weather
Sunny Intervals
Temp: 12°C

0000 - 2400 (Thursday 24H Session)

Movement 6.10: Northbound from A1173 Mathew Ford Way to A1173								
TIME	P/CYCLE	M/CYCLE	CAR	TAXI	LGV	OGV1	OGV2	BUS/COACH
0000 - 0015	0	0	0	0	0	0	0	0
0015 - 0030	0	0	0	0	0	0	0	0
0030 - 0045	0	0	0	0	0	0	0	0
0045 - 0100	0	0	0	0	0	0	0	0
Hourly Total	0	0	0	0	0	0	0	0
Hourly Average	0.00	0.00	0.00	0.00	0.00	0.00	0.00	0.00
0100 - 0115	0	0	1	0	0	0	0	0
0115 - 0130	0	0	1	0	1	0	1	0
0130 - 0145	0	0	0	0	0	0	2	0
0145 - 0200	0	0	0	0	0	0	0	0
Hourly Total	0	0	2	0	1	0	3	0
Hourly Average	0.00	0.00	0.50	0.00	0.25	0.00	0.75	0.00
0200 - 0215	0	0	0	0	0	0	0	0
0215 - 0230	0	0	0	0	0	0	1	0
0230 - 0245	0	0	0	0	0	0	0	0
0245 - 0300	0	0	1	0	0	0	0	0
Hourly Total	0	0	1	0	0	0	1	0
Hourly Average	0.00	0.00	0.25	0.00	0.00	0.00	0.25	0.00
0300 - 0315	0	0	3	0	0	0	0	0
0315 - 0330	0	0	0	0	0	0	0	0
0330 - 0345	0	0	1	0	0	0	0	0
0345 - 0400	0	0	5	0	0	0	2	0
Hourly Total	0	0	9	0	0	0	2	0
Hourly Average	0.00	0.00	2.25	0.00	0.00	0.00	0.50	0.00
0400 - 0415	0	0	1	0	0	0	1	0
0415 - 0430	0	0	2	0	0	0	1	0
0430 - 0445	0	0	1	0	0	0	1	0
0445 - 0500	0	1	5	0	1	0	0	0
Hourly Total	0	1	9	0	1	0	3	0
Hourly Average	0.00	0.25	2.25	0.00	0.25	0.00	0.75	0.00
0500 - 0515	0	1	7	0	0	0	1	0
0515 - 0530	0	0	8	0	2	0	2	0
0530 - 0545	0	0	10	0	1	0	3	0
0545 - 0600	0	0	7	0	2	0	3	0
Hourly Total	0	1	32	0	5	0	9	0
Hourly Average	0.00	0.25	8.00	0.00	1.25	0.00	2.25	0.00
0600 - 0615	0	0	6	0	2	0	4	0
0615 - 0630	0	2	10	0	0	0	4	0
0630 - 0645	0	0	7	0	5	0	2	0
0645 - 0700	0	1	18	0	1	1	2	0
Hourly Total	0	3	41	0	8	1	12	0
Hourly Average	0.00	0.75	10.25	0.00	2.00	0.25	3.00	0.00
0700 - 0715	0	0	22	0	1	1	1	0
0715 - 0730	0	0	13	0	1	0	6	0
0730 - 0745	0	0	29	0	7	2	1	0
0745 - 0800	0	0	25	0	4	0	3	0
Hourly Total	0	0	89	0	13	3	11	0
Hourly Average	0.00	0.00	22.25	0.00	3.25	0.75	2.75	0.00
0800 - 0815	1	0	42	0	8	1	0	0
0815 - 0830	0	0	22	0	6	3	1	0
0830 - 0845	0	0	28	0	1	4	1	0
0845 - 0900	0	0	31	0	2	0	2	1
Hourly Total	1	0	123	0	17	8	4	1
Hourly Average	0.25	0.00	30.75	0.00	4.25	2.00	1.00	0.25
0900 - 0915	0	1	16	0	4	2	2	1
0915 - 0930	0	0	7	0	1	1	2	1
0930 - 0945	0	1	7	0	0	1	3	0
0945 - 1000	0	0	11	0	3	0	4	0
Hourly Total	0	2	41	0	8	4	11	2
Hourly Average	0.00	0.50	10.25	0.00	2.00	1.00	2.75	0.50
1000 - 1015	0	0	1	0	0	0	3	0
1015 - 1030	0	0	5	0	4	2	3	0

1030 - 1045	0	0	10	0	10	1	4	0
1045 - 1100	0	0	2	0	3	2	1	0
Hourly Total	0	0	18	0	17	5	11	0
Hourly Average	0.00	0.00	4.50	0.00	4.25	1.25	2.75	0.00
1100 - 1115	0	0	4	0	3	0	2	0
1115 - 1130	0	0	3	0	0	1	0	0
1130 - 1145	0	0	2	0	0	2	5	0
1145 - 1200	0	0	4	0	7	0	4	0
Hourly Total	0	0	13	0	10	3	11	0
Hourly Average	0.00	0.00	3.25	0.00	2.50	0.75	2.75	0.00
1200 - 1215	0	0	5	0	1	0	3	0
1215 - 1230	0	0	6	0	2	0	3	0
1230 - 1245	0	0	9	0	1	2	1	0
1245 - 1300	0	0	10	0	1	0	1	0
Hourly Total	0	0	30	0	5	2	8	0
Hourly Average	0.00	0.00	7.50	0.00	1.25	0.50	2.00	0.00
1300 - 1315	0	0	3	0	0	1	4	0
1315 - 1330	0	0	11	0	2	0	4	0
1330 - 1345	0	0	2	0	0	5	1	0
1345 - 1400	0	0	16	0	0	2	4	0
Hourly Total	0	0	32	0	2	8	13	0
Hourly Average	0.00	0.00	8.00	0.00	0.50	2.00	3.25	0.00
1400 - 1415	0	0	9	0	2	1	2	0
1415 - 1430	0	0	10	0	3	4	6	0
1430 - 1445	0	0	1	0	1	3	3	0
1445 - 1500	0	0	2	0	3	5	0	0
Hourly Total	0	0	22	0	9	13	11	0
Hourly Average	0.00	0.00	5.50	0.00	2.25	3.25	2.75	0.00
1500 - 1515	0	0	9	0	3	0	5	0
1515 - 1530	0	0	1	0	1	1	4	0
1530 - 1545	0	0	1	0	0	0	6	0
1545 - 1600	0	0	5	1	8	0	1	0
Hourly Total	0	0	16	1	12	1	16	0
Hourly Average	0.00	0.00	4.00	0.25	3.00	0.25	4.00	0.00
1600 - 1615	0	0	5	0	2	0	0	0
1615 - 1630	0	0	8	0	0	3	5	0
1630 - 1645	0	0	0	1	2	2	1	0
1645 - 1700	0	0	5	1	0	2	3	0
Hourly Total	0	0	18	2	4	7	9	0
Hourly Average	0.00	0.00	4.50	0.50	1.00	1.75	2.25	0.00
1700 - 1715	0	0	7	0	2	1	2	0
1715 - 1730	0	0	2	1	0	1	2	0
1730 - 1745	0	1	6	0	1	1	1	0
1745 - 1800	0	0	1	0	0	2	3	0
Hourly Total	0	1	16	1	3	5	8	0
Hourly Average	0.00	0.25	4.00	0.25	0.75	1.25	2.00	0.00
1800 - 1815	0	1	9	0	0	0	3	0
1815 - 1830	0	0	5	0	0	0	2	0
1830 - 1845	0	0	2	0	0	0	2	0
1845 - 1900	0	0	5	0	1	0	0	0
Hourly Total	0	1	21	0	1	0	7	0
Hourly Average	0.00	0.25	5.25	0.00	0.25	0.00	1.75	0.00
1900 - 1915	0	0	4	0	0	0	0	0
1915 - 1930	0	0	4	0	1	0	0	0
1930 - 1945	0	0	4	0	1	0	2	0
1945 - 2000	0	0	1	0	0	0	0	0
Hourly Total	0	0	13	0	2	0	2	0
Hourly Average	0.00	0.00	3.25	0.00	0.50	0.00	0.50	0.00
2000 - 2015	0	0	1	0	1	0	0	0
2015 - 2030	0	0	0	0	1	1	0	0
2030 - 2045	0	0	2	0	0	0	3	0
2045 - 2100	0	0	1	0	0	0	0	0
Hourly Total	0	0	4	0	2	1	3	0
Hourly Average	0.00	0.00	1.00	0.00	0.50	0.25	0.75	0.00
2100 - 2115	0	0	2	0	1	0	0	0
2115 - 2130	0	0	2	0	0	0	0	0
2130 - 2145	0	0	0	0	0	0	2	0
2145 - 2200	0	0	1	0	0	0	0	0
Hourly Total	0	0	5	0	1	0	2	0
Hourly Average	0.00	0.00	1.25	0.00	0.25	0.00	0.50	0.00
2200 - 2215	0	0	2	0	0	0	0	0
2215 - 2230	0	0	3	0	0	0	1	0
2230 - 2245	0	0	1	0	0	0	2	0
2245 - 2300	0	0	0	0	0	0	0	0
Hourly Total	0	0	6	0	0	0	3	0
Hourly Average	0.00	0.00	1.50	0.00	0.00	0.00	0.75	0.00
2300 - 2315	0	0	0	0	0	0	0	0
2315 - 2330	0	0	0	0	0	1	0	0
2330 - 2345	0	0	0	0	0	0	0	0
2345 - 0000	0	0	0	0	0	0	2	0
Hourly Total	0	0	0	0	0	1	2	0
Hourly Average	0.00	0.00	0.00	0.00	0.00	0.25	0.50	0.00

Session Total	1	9	561	4	121	62	162	3
Session Average	0.01	0.09	5.84	0.04	1.26	0.65	1.69	0.03

Original Data	
TOTAL	PCU TOTAL
2	3.30
1	1.00
2	3.30
1	2.30
6	9.90
1.50	2.48
1	1.00
0	0.00
0	0.00
0	0.00
1	1.00
0.25	0.25
1	2.30
4	6.60
0	0.00
3	3.00
8	11.90
2.00	2.98
1	1.50
1	2.30
1	1.00
5	7.60
8	12.40
2.00	3.10
2	1.40
8	11.90
8	8.00
6	7.30
24	28.60
6.00	7.15
6	8.60
10	13.10
14	14.00
12	14.60
42	50.30
10.50	12.58
17	20.30
27	29.80
33	32.40
42	42.50
119	125.00
29.75	31.25
46	52.90
33	33.70
45	48.60
37	41.90
161	177.10
40.25	44.28
20	21.30
7	8.00
14	15.30
13	15.60
54	60.20
13.50	15.05
20	21.30
7	8.00

14	15.30
13	15.60
54	60.20
13.50	15.05
11	13.30
10	15.20
10	12.60
11	17.40
42	58.50
10.50	14.63
12	15.90
12	19.80
23	34.90
3	4.30
50	74.90
12.50	18.73
5	5.00
8	8.50
10	12.60
13	15.80
36	41.90
9.00	10.48
9	15.50
20	31.40
5	6.00
19	26.70
53	79.60
13.25	19.90
16	21.70
12	15.10
8	12.40
12	17.80
48	67.00
12.00	16.75
14	19.70
19	23.10
16	22.00
9	9.50
58	74.30
14.50	18.58
12	17.10
13	16.10
11	16.40
12	16.10
48	65.70
12.00	16.43
7	9.60
12	18.50
14	16.60
4	4.00
37	48.70
9.25	12.18
8	9.20
13	18.20
2	2.00
3	3.00
26	32.40
6.50	8.10
5	6.30
8	9.30
1	1.00
0	0.00
14	16.60
3.50	4.15
1	2.30
3	3.00
1	1.00
3	3.00
8	9.30
2.00	2.33
0	0.00
1	1.00
2	2.00
0	0.00
3	3.00
0.75	0.75
1	1.00
1	1.00
2	2.00
1	2.30
5	6.30
1.25	1.58
2	2.00

0	0.00
0	0.00
0	0.00
2	2.00
0.50	0.50

907	1116.80
9.45	11.63

Original Data	
TOTAL	PCU TOTAL
0	0.00
0	0.00
0	0.00
0	0.00
0	0.00
0.00	0.00
1	1.00
3	4.30
2	4.60
0	0.00
6	9.90
1.50	2.48
0	0.00
1	2.30
0	0.00
1	1.00
2	3.30
0.50	0.83
3	3.00
0	0.00
1	1.00
7	9.60
11	13.60
2.75	3.40
2	3.30
3	4.30
2	3.30
7	6.40
14	17.30
3.50	4.33
9	9.70
12	14.60
14	17.90
12	15.90
47	58.10
11.75	14.53
12	17.20
16	20.00
14	16.60
23	25.50
65	79.30
16.25	19.83
25	26.80
20	27.80
39	41.30
32	35.90
116	131.80
29.00	32.95
52	51.70
32	34.80
34	37.30
36	39.60
154	163.40
38.50	40.85
26	30.00
12	16.10
12	15.80
18	23.20
68	85.10
17.00	21.28
4	7.90
14	18.90

25	30.70
8	10.30
51	67.80
12.75	16.95
9	11.60
4	4.50
9	16.50
15	20.20
37	52.80
9.25	13.20
9	12.90
11	14.90
13	15.30
12	13.30
45	56.40
11.25	14.10
8	13.70
17	22.20
8	11.80
22	28.20
55	75.90
13.75	18.98
14	17.10
23	32.80
8	13.40
10	12.50
55	75.80
13.75	18.95
17	23.50
7	12.70
7	14.80
15	16.30
46	67.30
11.50	16.83
7	7.00
16	24.00
6	8.30
11	15.90
40	55.20
10.00	13.80
12	15.10
6	9.10
10	11.20
6	10.90
34	46.30
8.50	11.58
13	16.30
7	9.60
4	6.60
6	6.00
30	38.50
7.50	9.63
4	4.00
5	5.00
7	9.60
1	1.00
17	19.60
4.25	4.90
2	2.00
2	2.50
5	8.90
1	1.00
10	14.40
2.50	3.60
3	3.00
2	2.00
2	4.60
1	1.00
8	10.60
2.00	2.65
2	2.00
4	5.30
3	5.60
0	0.00
9	12.90
2.25	3.23
0	0.00
1	1.50
0	0.00
2	4.60
3	6.10
0.75	1.53

923	1161.40
9.61	12.10

Immingham, Lincolnshire
Classified Junction Count

Site 6 of 9
A1173
A180 (East)
A1173 Mathew Ford Way
A180 (West)

Lat/Long
lat 53.597659° lon -0.197297°

Date
Wednesday 24 April 2019

Weather
Sunny Intervals
Temp: 15°C

0000 - 2400 (Wednesday 24H Session)

TIME	Movement 6.11: Right from A1173 Mathew Ford Way to A180 (East)							
	P/CYCLE	M/CYCLE	CAR	TAXI	LGV	OGV1	OGV2	BUS/COACH
0000 - 0015	0	0	0	0	0	0	1	0
0015 - 0030	0	0	1	1	0	0	0	0
0030 - 0045	0	0	2	0	0	0	0	0
0045 - 0100	0	0	3	0	0	0	0	0
Hourly Total	0	0	6	1	0	0	1	0
Hourly Average	0.00	0.00	1.50	0.25	0.00	0.00	0.25	0.00
0100 - 0115	0	0	0	0	0	0	0	0
0115 - 0130	0	0	2	0	0	0	0	0
0130 - 0145	0	0	0	0	0	0	0	0
0145 - 0200	0	0	0	0	0	0	0	0
Hourly Total	0	0	2	0	0	0	0	0
Hourly Average	0.00	0.00	0.50	0.00	0.00	0.00	0.00	0.00
0200 - 0215	0	0	0	0	0	0	0	0
0215 - 0230	0	0	2	0	0	0	0	0
0230 - 0245	0	0	0	0	0	0	0	0
0245 - 0300	0	0	0	0	0	0	0	0
Hourly Total	0	0	2	0	0	0	0	0
Hourly Average	0.00	0.00	0.50	0.00	0.00	0.00	0.00	0.00
0300 - 0315	0	0	1	0	0	0	0	0
0315 - 0330	0	0	0	0	1	0	0	0
0330 - 0345	0	0	2	0	0	0	0	0
0345 - 0400	0	0	0	0	0	0	0	0
Hourly Total	0	0	3	0	1	0	0	0
Hourly Average	0.00	0.00	0.75	0.00	0.25	0.00	0.00	0.00
0400 - 0415	0	0	0	0	0	0	0	0
0415 - 0430	0	0	1	0	0	0	0	0
0430 - 0445	0	0	8	0	0	0	0	0
0445 - 0500	0	0	2	0	2	0	0	0
Hourly Total	0	0	11	0	2	0	0	0
Hourly Average	0.00	0.00	2.75	0.00	0.50	0.00	0.00	0.00
0500 - 0515	0	0	3	0	1	0	0	0
0515 - 0530	0	1	4	0	0	0	0	0
0530 - 0545	0	0	16	0	2	0	0	0
0545 - 0600	0	0	14	0	1	0	0	0
Hourly Total	0	1	37	0	4	0	0	0
Hourly Average	0.00	0.25	9.25	0.00	1.00	0.00	0.00	0.00
0600 - 0615	0	0	28	0	3	0	0	0
0615 - 0630	0	0	23	0	5	0	0	0
0630 - 0645	0	0	41	0	8	1	1	0
0645 - 0700	0	0	61	0	2	0	0	0
Hourly Total	0	0	153	0	18	1	1	0
Hourly Average	0.00	0.00	38.25	0.00	4.50	0.25	0.25	0.00
0700 - 0715	0	1	62	0	6	0	0	0
0715 - 0730	0	1	47	0	7	0	2	0
0730 - 0745	0	1	56	0	0	0	0	0
0745 - 0800	0	1	46	0	0	0	0	1
Hourly Total	0	4	211	0	13	0	2	1
Hourly Average	0.00	1.00	52.75	0.00	3.25	0.00	0.50	0.25
0800 - 0815	0	0	30	0	4	2	0	1
0815 - 0830	0	1	36	0	4	0	0	0
0830 - 0845	0	2	24	0	3	0	1	0
0845 - 0900	0	0	21	0	3	1	1	0
Hourly Total	0	3	111	0	14	3	2	1
Hourly Average	0.00	0.75	27.75	0.00	3.50	0.75	0.50	0.25
0900 - 0915	0	0	30	0	4	2	0	1
0915 - 0930	0	1	36	0	4	0	0	0

0930 - 0945	0	2	24	0	3	0	1	0
0945 - 1000	0	0	21	0	3	1	1	0
Hourly Total	0	3	111	0	14	3	2	1
Hourly Average	0.00	0.75	27.75	0.00	3.50	0.75	0.50	0.25
1000 - 1015	0	0	15	0	3	0	0	0
1015 - 1030	0	0	20	1	3	2	0	0
1030 - 1045	0	0	28	0	1	0	0	0
1045 - 1100	0	2	21	1	5	1	0	0
Hourly Total	0	2	84	2	12	3	0	0
Hourly Average	0.00	0.50	21.00	0.50	3.00	0.75	0.00	0.00
1100 - 1115	0	0	20	0	4	0	0	0
1115 - 1130	0	0	29	0	7	3	1	0
1130 - 1145	0	0	31	1	1	0	0	0
1145 - 1200	0	0	28	0	4	0	1	0
Hourly Total	0	0	108	1	16	3	2	0
Hourly Average	0.00	0.00	27.00	0.25	4.00	0.75	0.50	0.00
1200 - 1215	0	0	23	0	6	0	0	0
1215 - 1230	0	0	15	0	2	0	1	0
1230 - 1245	0	0	29	0	3	1	0	0
1245 - 1300	0	0	19	0	2	0	0	0
Hourly Total	0	0	86	0	13	1	1	0
Hourly Average	0.00	0.00	21.50	0.00	3.25	0.25	0.25	0.00
1300 - 1315	0	0	31	0	0	0	0	0
1315 - 1330	0	0	18	0	1	0	0	0
1330 - 1345	0	2	22	0	7	0	0	0
1345 - 1400	0	0	15	0	3	0	0	0
Hourly Total	0	2	86	0	11	0	0	0
Hourly Average	0.00	0.50	21.50	0.00	2.75	0.00	0.00	0.00
1400 - 1415	0	0	9	0	3	0	0	0
1415 - 1430	0	0	18	0	2	0	1	0
1430 - 1445	0	0	16	1	4	0	1	0
1445 - 1500	0	0	20	0	5	0	0	0
Hourly Total	0	0	63	1	14	0	2	0
Hourly Average	0.00	0.00	15.75	0.25	3.50	0.00	0.50	0.00
1500 - 1515	0	1	18	0	0	0	1	0
1515 - 1530	0	0	17	1	0	0	0	0
1530 - 1545	0	0	27	2	1	0	1	0
1545 - 1600	0	0	20	1	3	0	1	0
Hourly Total	0	1	82	4	4	0	3	0
Hourly Average	0.00	0.25	20.50	1.00	1.00	0.00	0.75	0.00
1600 - 1615	0	0	20	0	2	0	0	0
1615 - 1630	0	0	16	0	0	0	0	0
1630 - 1645	0	0	22	0	4	1	0	0
1645 - 1700	0	0	21	0	0	0	0	1
Hourly Total	0	0	79	0	6	1	0	1
Hourly Average	0.00	0.00	19.75	0.00	1.50	0.25	0.00	0.25
1700 - 1715	0	0	35	1	4	0	0	0
1715 - 1730	0	0	17	1	1	0	0	0
1730 - 1745	0	0	20	0	2	0	0	0
1745 - 1800	0	0	15	0	0	0	1	0
Hourly Total	0	0	87	2	7	0	1	0
Hourly Average	0.00	0.00	21.75	0.50	1.75	0.00	0.25	0.00
1800 - 1815	0	0	25	0	0	0	1	0
1815 - 1830	0	1	24	0	0	0	0	0
1830 - 1845	0	0	16	0	0	0	0	0
1845 - 1900	0	1	18	0	2	0	0	0
Hourly Total	0	2	83	0	2	0	1	0
Hourly Average	0.00	0.50	20.75	0.00	0.50	0.00	0.25	0.00
1900 - 1915	0	0	10	0	1	0	0	0
1915 - 1930	0	0	10	0	2	0	0	0
1930 - 1945	0	0	8	0	0	0	0	0
1945 - 2000	0	0	9	0	3	0	0	0
Hourly Total	0	0	37	0	6	0	0	0
Hourly Average	0.00	0.00	9.25	0.00	1.50	0.00	0.00	0.00
2000 - 2015	0	0	5	0	0	0	0	0
2015 - 2030	0	0	7	0	0	0	0	0
2030 - 2045	0	1	5	0	0	0	0	0
2045 - 2100	0	1	10	0	0	0	0	0
Hourly Total	0	2	27	0	0	0	0	0
Hourly Average	0.00	0.50	6.75	0.00	0.00	0.00	0.00	0.00
2100 - 2115	0	0	8	0	1	0	0	0
2115 - 2130	0	0	9	0	0	0	0	0
2130 - 2145	0	0	7	0	0	0	0	0
2145 - 2200	0	0	5	0	0	0	0	0
Hourly Total	0	0	29	0	1	0	0	0
Hourly Average	0.00	0.00	7.25	0.00	0.25	0.00	0.00	0.00
2200 - 2215	0	0	6	0	1	0	0	0
2215 - 2230	0	0	5	0	0	0	0	0
2230 - 2245	0	0	2	0	0	0	0	0
2245 - 2300	0	0	2	0	0	0	0	0
Hourly Total	0	0	15	0	1	0	0	0
Hourly Average	0.00	0.00	3.75	0.00	0.25	0.00	0.00	0.00
2300 - 2315	0	0	5	0	0	0	0	0

2315 - 2330	0	0	5	0	0	0	0	0
2330 - 2345	0	0	4	0	0	0	0	0
2345 - 0000	0	0	5	0	0	0	0	0
Hourly Total	0	0	19	0	0	0	0	0
Hourly Average	0.00	0.00	4.75	0.00	0.00	0.00	0.00	0.00

Session Total	0	20	1532	11	159	15	18	4
Session Average	0.00	0.21	15.96	0.11	1.66	0.16	0.19	0.04

Date
Thursday 25 April 2019

Weather
Sunny Intervals
Temp: 12°C

0000 - 2400 (Thursday 24H Session)

TIME	Movement 6.11: Right from A1173 Mathew Ford Way to A180 (East)							
	P/CYCLE	M/CYCLE	CAR	TAXI	LGV	OGV1	OGV2	BUS/COACH
0000 - 0015	0	0	0	0	0	0	0	0
0015 - 0030	0	0	0	0	0	0	0	0
0030 - 0045	0	0	0	0	0	0	0	0
0045 - 0100	0	0	3	0	0	0	0	0
Hourly Total	0	0	3	0	0	0	0	0
Hourly Average	0.00	0.00	0.75	0.00	0.00	0.00	0.00	0.00
0100 - 0115	0	0	1	0	0	0	1	0
0115 - 0130	0	0	1	0	0	0	0	0
0130 - 0145	0	0	2	0	0	0	0	0
0145 - 0200	0	0	1	0	0	0	0	0
Hourly Total	0	0	5	0	0	0	1	0
Hourly Average	0.00	0.00	1.25	0.00	0.00	0.00	0.25	0.00
0200 - 0215	0	0	0	0	0	0	0	0
0215 - 0230	0	0	0	0	0	0	0	0
0230 - 0245	0	0	3	0	0	0	0	0
0245 - 0300	0	0	0	0	0	0	0	0
Hourly Total	0	0	3	0	0	0	0	0
Hourly Average	0.00	0.00	0.75	0.00	0.00	0.00	0.00	0.00
0300 - 0315	0	0	0	0	0	0	0	0
0315 - 0330	0	0	1	0	0	0	0	0
0330 - 0345	0	0	0	0	0	0	0	0
0345 - 0400	0	0	2	0	0	0	0	0
Hourly Total	0	0	3	0	0	0	0	0
Hourly Average	0.00	0.00	0.75	0.00	0.00	0.00	0.00	0.00
0400 - 0415	1	0	2	0	0	0	0	0
0415 - 0430	0	0	2	0	0	0	0	0
0430 - 0445	0	0	9	0	1	0	0	0
0445 - 0500	0	0	2	0	3	0	0	0
Hourly Total	1	0	15	0	4	0	0	0
Hourly Average	0.25	0.00	3.75	0.00	1.00	0.00	0.00	0.00
0500 - 0515	0	0	3	0	1	0	0	0
0515 - 0530	0	1	3	0	0	0	0	0
0530 - 0545	0	1	19	0	3	0	0	0
0545 - 0600	0	0	14	0	1	0	0	0
Hourly Total	0	2	39	0	5	0	0	0
Hourly Average	0.00	0.50	9.75	0.00	1.25	0.00	0.00	0.00
0600 - 0615	0	0	15	0	2	0	0	0
0615 - 0630	0	1	11	0	6	1	0	0
0630 - 0645	0	0	15	0	1	0	1	0
0645 - 0700	0	0	20	1	1	0	0	0
Hourly Total	0	1	61	1	10	1	1	0
Hourly Average	0.00	0.25	15.25	0.25	2.50	0.25	0.25	0.00
0700 - 0715	0	0	19	0	7	0	0	0
0715 - 0730	0	0	28	0	8	0	0	0
0730 - 0745	0	0	53	0	4	0	0	0
0745 - 0800	0	0	47	0	7	0	0	0
Hourly Total	0	0	147	0	26	0	0	0
Hourly Average	0.00	0.00	36.75	0.00	6.50	0.00	0.00	0.00
0800 - 0815	0	0	40	0	1	2	0	0
0815 - 0830	0	1	68	0	6	2	0	0
0830 - 0845	0	0	56	1	5	0	1	0
0845 - 0900	0	0	42	0	2	3	4	0
Hourly Total	0	1	206	1	14	7	5	0
Hourly Average	0.00	0.25	51.50	0.25	3.50	1.75	1.25	0.00
0900 - 0915	0	0	31	0	3	0	0	1
0915 - 0930	0	1	24	1	1	2	0	0
0930 - 0945	0	0	21	0	3	1	0	0
0945 - 1000	0	0	25	0	1	1	0	0
Hourly Total	0	1	101	1	8	4	0	1
Hourly Average	0.00	0.25	25.25	0.25	2.00	1.00	0.00	0.25
1000 - 1015	0	0	30	0	5	0	0	0
1015 - 1030	0	0	20	0	2	0	0	0

1030 - 1045	0	0	9	0	0	0	0	0
1045 - 1100	0	0	11	0	2	0	0	0
Hourly Total	0	0	70	0	9	0	0	0
Hourly Average	0.00	0.00	17.50	0.00	2.25	0.00	0.00	0.00
1100 - 1115	0	0	32	2	0	0	1	0
1115 - 1130	0	0	22	0	6	0	0	0
1130 - 1145	0	0	25	0	2	0	0	0
1145 - 1200	0	0	18	0	0	1	0	0
Hourly Total	0	0	97	2	8	1	1	0
Hourly Average	0.00	0.00	24.25	0.50	2.00	0.25	0.25	0.00
1200 - 1215	0	0	13	1	6	0	0	0
1215 - 1230	0	0	21	0	1	2	0	0
1230 - 1245	0	0	27	0	2	0	0	0
1245 - 1300	0	0	20	0	1	0	0	0
Hourly Total	0	0	81	1	10	2	0	0
Hourly Average	0.00	0.00	20.25	0.25	2.50	0.50	0.00	0.00
1300 - 1315	0	0	24	0	7	0	0	0
1315 - 1330	0	0	18	0	3	3	2	0
1330 - 1345	0	0	30	0	3	0	3	0
1345 - 1400	0	0	10	0	2	1	1	0
Hourly Total	0	0	82	0	15	4	6	0
Hourly Average	0.00	0.00	20.50	0.00	3.75	1.00	1.50	0.00
1400 - 1415	0	0	14	1	6	1	0	0
1415 - 1430	0	0	10	0	1	1	0	0
1430 - 1445	0	0	18	1	6	0	0	0
1445 - 1500	0	0	5	1	2	0	0	0
Hourly Total	0	0	47	3	15	2	0	0
Hourly Average	0.00	0.00	11.75	0.75	3.75	0.50	0.00	0.00
1500 - 1515	0	0	17	1	6	0	0	0
1515 - 1530	0	0	25	0	5	0	0	0
1530 - 1545	0	0	25	1	5	0	0	0
1545 - 1600	0	0	30	1	1	3	0	0
Hourly Total	0	0	97	3	17	3	0	0
Hourly Average	0.00	0.00	24.25	0.75	4.25	0.75	0.00	0.00
1600 - 1615	0	0	13	1	8	3	1	1
1615 - 1630	0	0	16	0	4	0	0	0
1630 - 1645	0	0	28	0	5	1	0	1
1645 - 1700	0	1	12	0	2	0	0	0
Hourly Total	0	1	69	1	19	4	1	2
Hourly Average	0.00	0.25	17.25	0.25	4.75	1.00	0.25	0.50
1700 - 1715	0	0	28	2	1	0	0	0
1715 - 1730	0	0	16	0	1	0	0	0
1730 - 1745	0	0	24	1	2	1	0	0
1745 - 1800	0	0	15	0	1	0	0	0
Hourly Total	0	0	83	3	5	1	0	0
Hourly Average	0.00	0.00	20.75	0.75	1.25	0.25	0.00	0.00
1800 - 1815	0	0	26	1	3	0	0	0
1815 - 1830	0	0	26	0	0	0	0	0
1830 - 1845	0	0	25	0	1	0	0	0
1845 - 1900	0	0	17	0	1	0	0	0
Hourly Total	0	0	94	1	5	0	0	0
Hourly Average	0.00	0.00	23.50	0.25	1.25	0.00	0.00	0.00
1900 - 1915	0	1	15	0	1	0	0	0
1915 - 1930	0	0	23	0	0	0	0	0
1930 - 1945	0	0	10	0	0	0	0	0
1945 - 2000	0	0	15	0	0	0	0	0
Hourly Total	0	1	63	0	1	0	0	0
Hourly Average	0.00	0.25	15.75	0.00	0.25	0.00	0.00	0.00
2000 - 2015	0	0	10	0	0	0	0	0
2015 - 2030	0	0	4	0	1	0	0	0
2030 - 2045	0	0	12	0	1	0	0	0
2045 - 2100	0	0	5	0	1	0	0	0
Hourly Total	0	0	31	0	3	0	0	0
Hourly Average	0.00	0.00	7.75	0.00	0.75	0.00	0.00	0.00
2100 - 2115	0	0	7	0	1	0	0	0
2115 - 2130	0	0	7	0	0	0	0	0
2130 - 2145	0	0	8	0	0	0	0	0
2145 - 2200	0	0	4	0	0	0	0	0
Hourly Total	0	0	26	0	1	0	0	0
Hourly Average	0.00	0.00	6.50	0.00	0.25	0.00	0.00	0.00
2200 - 2215	0	0	3	0	0	0	0	0
2215 - 2230	0	0	3	0	0	0	0	0
2230 - 2245	0	0	5	0	0	0	0	0
2245 - 2300	0	0	2	0	0	0	0	0
Hourly Total	0	0	13	0	0	0	0	0
Hourly Average	0.00	0.00	3.25	0.00	0.00	0.00	0.00	0.00
2300 - 2315	0	0	3	0	0	0	0	0
2315 - 2330	0	0	3	0	0	0	0	0
2330 - 2345	0	0	1	0	0	0	0	0
2345 - 0000	0	0	1	0	0	0	0	0
Hourly Total	0	0	8	0	0	0	0	0
Hourly Average	0.00	0.00	2.00	0.00	0.00	0.00	0.00	0.00

Session Total	1	7	1444	17	175	29	15	3
Session Average	0.01	0.07	15.04	0.18	1.82	0.30	0.16	0.03

Original Data	
TOTAL	PCU TOTAL
1	2.30
2	2.00
2	2.00
3	3.00
8	9.30
2.00	2.33
0	0.00
2	2.00
0	0.00
0	0.00
2	2.00
0.50	0.50
0	0.00
2	2.00
0	0.00
0	0.00
2	2.00
0.50	0.50
1	1.00
1	1.00
2	2.00
0	0.00
4	4.00
1.00	1.00
0	0.00
1	1.00
8	8.00
4	4.00
13	13.00
3.25	3.25
4	4.00
5	4.40
18	18.00
15	15.00
42	41.40
10.50	10.35
31	31.00
28	28.00
51	52.80
63	63.00
173	174.80
43.25	43.70
69	68.40
57	59.00
57	56.40
48	48.40
231	232.20
57.75	58.05
37	39.00
41	40.40
30	30.10
26	27.80
134	137.30
33.50	34.33
37	39.00
41	40.40

30	30.10
26	27.80
134	137.30
33.50	34.33
18	18.00
26	27.00
29	29.00
30	29.30
103	103.30
25.75	25.83
24	24.00
40	42.80
33	33.00
33	34.30
130	134.10
32.50	33.53
29	29.00
18	19.30
33	33.50
21	21.00
101	102.80
25.25	25.70
31	31.00
19	19.00
31	29.80
18	18.00
99	97.80
24.75	24.45
12	12.00
21	22.30
22	23.30
25	25.00
80	82.60
20.00	20.65
20	20.70
18	18.00
31	32.30
25	26.30
94	97.30
23.50	24.33
22	22.00
16	16.00
27	27.50
22	23.00
87	88.50
21.75	22.13
40	40.00
19	19.00
22	22.00
16	17.30
97	98.30
24.25	24.58
26	27.30
25	24.40
16	16.00
21	20.40
88	88.10
22.00	22.03
11	11.00
12	12.00
8	8.00
12	12.00
43	43.00
10.75	10.75
5	5.00
7	7.00
6	5.40
11	10.40
29	27.80
7.25	6.95
9	9.00
9	9.00
7	7.00
5	5.00
30	30.00
7.50	7.50
7	7.00
5	5.00
2	2.00
2	2.00
16	16.00
4.00	4.00
5	5.00

5	5.00
4	4.00
5	5.00
19	19.00
4.75	4.75

1759	1781.90
18.32	18.56

Original Data	
TOTAL	PCU TOTAL
0	0.00
0	0.00
0	0.00
3	3.00
3	3.00
0.75	0.75
2	3.30
1	1.00
2	2.00
1	1.00
6	7.30
1.50	1.83
0	0.00
0	0.00
3	3.00
0	0.00
3	3.00
0.75	0.75
0	0.00
1	1.00
0	0.00
2	2.00
3	3.00
0.75	0.75
3	2.20
2	2.00
10	10.00
5	5.00
20	19.20
5.00	4.80
4	4.00
4	3.40
23	22.40
15	15.00
46	44.80
11.50	11.20
17	17.00
19	18.90
17	18.30
22	22.00
75	76.20
18.75	19.05
26	26.00
36	36.00
57	57.00
54	54.00
173	173.00
43.25	43.25
43	44.00
77	77.40
63	64.30
51	57.70
234	243.40
58.50	60.85
35	36.00
29	29.40
25	25.50
27	27.50
116	118.40
29.00	29.60
35	35.00
22	22.00

9	9.00
13	13.00
79	79.00
19.75	19.75
35	36.30
28	28.00
27	27.00
19	19.50
109	110.80
27.25	27.70
20	20.00
24	25.00
29	29.00
21	21.00
94	95.00
23.50	23.75
31	31.00
26	30.10
36	39.90
14	15.80
107	116.80
26.75	29.20
22	22.50
12	12.50
25	25.00
8	8.00
67	68.00
16.75	17.00
24	24.00
30	30.00
31	31.00
35	36.50
120	121.50
30.00	30.38
27	30.80
20	20.00
35	36.50
15	14.40
97	101.70
24.25	25.43
31	31.00
17	17.00
28	28.50
16	16.00
92	92.50
23.00	23.13
30	30.00
26	26.00
26	26.00
18	18.00
100	100.00
25.00	25.00
17	16.40
23	23.00
10	10.00
15	15.00
65	64.40
16.25	16.10
10	10.00
5	5.00
13	13.00
6	6.00
34	34.00
8.50	8.50
8	8.00
7	7.00
8	8.00
4	4.00
27	27.00
6.75	6.75
3	3.00
3	3.00
5	5.00
2	2.00
13	13.00
3.25	3.25
3	3.00
3	3.00
1	1.00
1	1.00
8	8.00
2.00	2.00

1691	1723.00
17.61	17.95

Session Total	0	0	6	0	0	0	0	0
Session Average	0.00	0.00	0.06	0.00	0.00	0.00	0.00	0.00

Original Data	
TOTAL	PCU TOTAL
0	0.00
0	0.00
0	0.00
0	0.00
0	0.00
0.00	0.00
0	0.00
0	0.00
0	0.00
0	0.00
0	0.00
0	0.00
0.00	0.00
0	0.00
0	0.00
0	0.00
0	0.00
0	0.00
0.00	0.00
0	0.00
0	0.00
0	0.00
0	0.00
0	0.00
0.00	0.00
0	0.00
0	0.00
0	0.00
0	0.00
0	0.00
0.00	0.00
0	0.00
0	0.00
0	0.00
0	0.00
0	0.00
0	0.00
0.00	0.00
0	0.00
0	0.00
0	0.00
0	0.00
0	0.00
0	0.00
0.00	0.00
0	0.00
0	0.00
1	1.00
0	0.00
1	1.00
0.25	0.25
0	0.00
0	0.00
0	0.00
0	0.00
0	0.00
0.00	0.00
1	1.00
0	0.00
1	1.00
0	0.00
2	2.00
0.50	0.50
1	1.00
0	0.00

1	1.00
0	0.00
2	2.00
0.50	0.50
0	0.00
0	0.00
0	0.00
0	0.00
0	0.00
0.00	0.00
0	0.00
0	0.00
0	0.00
0	0.00
0.00	0.00
0	0.00
0	0.00
0	0.00
0	0.00
0.00	0.00
0	0.00
0	0.00
1	1.00
0	0.00
1	1.00
0.25	0.25
1	1.00
0	0.00
0	0.00
1	1.00
2	2.00
0.50	0.50
0	0.00
0	0.00
0	0.00
0	0.00
0	0.00
0.00	0.00
0	0.00
0	0.00
1	1.00
0	0.00
1	1.00
0.25	0.25
0	0.00
0	0.00
0	0.00
1	1.00
1	1.00
0.25	0.25
0	0.00
1	1.00
2	2.00
0	0.00
3	3.00
0.75	0.75
0	0.00
1	1.00
0	0.00
1	1.00
2	2.00
0.50	0.50
0	0.00
0	0.00
0	0.00
0	0.00
0	0.00
0.00	0.00
0	0.00
0	0.00
0	0.00
0	0.00
0	0.00
0	0.00
0.00	0.00
0	0.00
0	0.00
0	0.00
0	0.00
0	0.00
0	0.00
0.00	0.00
0	0.00
0	0.00
0	0.00
0	0.00
0	0.00
0	0.00
0.00	0.00
0	0.00

6	6.00
0.06	0.06

Immingham, Lincolnshire
Classified Junction Count

Site 6 of 9

A1173
A180 (East)
A1173 Mathew Ford Way
A180 (West)

Lat/Long

lat 53.597659° lon -0.197297°

Date

Wednesday 24 April 2019

Weather

Sunny Intervals
Temp: 15°C

0000 - 2400 (Wednesday 24H Session)

TIME	Movement 6.13: Left from A180 (West) to A1173							
	P/CYCLE	M/CYCLE	CAR	TAXI	LGV	OGV1	OGV2	BUS/COACH
0000 - 0015	0	0	0	0	0	0	2	0
0015 - 0030	0	0	1	0	2	0	3	0
0030 - 0045	0	0	0	0	0	0	4	0
0045 - 0100	0	0	0	0	1	0	2	0
Hourly Total	0	0	1	0	3	0	11	0
Hourly Average	0.00	0.00	0.25	0.00	0.75	0.00	2.75	0.00
0100 - 0115	0	0	1	0	0	0	1	0
0115 - 0130	0	0	0	0	0	0	1	0
0130 - 0145	0	0	0	0	0	0	2	0
0145 - 0200	0	0	2	0	0	0	1	0
Hourly Total	0	0	3	0	0	0	5	0
Hourly Average	0.00	0.00	0.75	0.00	0.00	0.00	1.25	0.00
0200 - 0215	0	0	1	0	0	0	3	0
0215 - 0230	0	0	0	0	1	1	1	0
0230 - 0245	0	0	1	0	0	0	0	0
0245 - 0300	0	0	2	0	1	0	1	0
Hourly Total	0	0	4	0	2	1	5	0
Hourly Average	0.00	0.00	1.00	0.00	0.50	0.25	1.25	0.00
0300 - 0315	0	0	1	0	0	0	1	0
0315 - 0330	0	0	3	0	1	0	0	0
0330 - 0345	0	0	3	0	0	0	1	0
0345 - 0400	0	0	1	0	0	0	3	0
Hourly Total	0	0	8	0	1	0	5	0
Hourly Average	0.00	0.00	2.00	0.00	0.25	0.00	1.25	0.00
0400 - 0415	0	0	1	0	0	0	1	0
0415 - 0430	0	0	3	0	0	0	4	0
0430 - 0445	0	0	2	0	2	1	3	0
0445 - 0500	0	0	4	0	2	1	2	0
Hourly Total	0	0	10	0	4	2	10	0
Hourly Average	0.00	0.00	2.50	0.00	1.00	0.50	2.50	0.00
0500 - 0515	0	0	4	0	0	0	2	0
0515 - 0530	0	0	2	0	0	1	4	0
0530 - 0545	0	0	21	0	2	0	8	0
0545 - 0600	0	0	16	0	1	0	12	0
Hourly Total	0	0	43	0	3	1	26	0
Hourly Average	0.00	0.00	10.75	0.00	0.75	0.25	6.50	0.00
0600 - 0615	0	0	18	0	7	2	6	0
0615 - 0630	0	0	32	0	7	0	14	0
0630 - 0645	0	0	40	0	9	1	16	0
0645 - 0700	0	0	51	0	9	3	11	0
Hourly Total	0	0	141	0	32	6	47	0
Hourly Average	0.00	0.00	35.25	0.00	8.00	1.50	11.75	0.00
0700 - 0715	0	0	25	0	8	3	16	0
0715 - 0730	0	0	45	0	5	0	6	0
0730 - 0745	0	0	24	0	0	0	10	0
0745 - 0800	0	0	29	0	3	1	19	1
Hourly Total	0	0	123	0	16	4	51	1
Hourly Average	0.00	0.00	30.75	0.00	4.00	1.00	12.75	0.25
0800 - 0815	0	0	17	0	4	1	17	2
0815 - 0830	0	0	13	0	7	4	12	1
0830 - 0845	0	0	8	0	6	1	10	0
0845 - 0900	0	0	12	0	5	5	14	0
Hourly Total	0	0	50	0	22	11	53	3
Hourly Average	0.00	0.00	12.50	0.00	5.50	2.75	13.25	0.75
0900 - 0915	0	0	17	0	4	1	17	2
0915 - 0930	0	0	13	0	7	4	12	1

0930 - 0945	0	0	8	0	6	1	10	0
0945 - 1000	0	0	12	0	5	5	14	0
Hourly Total	0	0	50	0	22	11	53	3
Hourly Average	0.00	0.00	12.50	0.00	5.50	2.75	13.25	0.75
1000 - 1015	0	0	8	0	3	3	15	0
1015 - 1030	0	0	2	0	3	5	18	0
1030 - 1045	0	0	4	0	6	0	16	0
1045 - 1100	0	0	7	0	6	1	20	0
Hourly Total	0	0	21	0	18	9	69	0
Hourly Average	0.00	0.00	5.25	0.00	4.50	2.25	17.25	0.00
1100 - 1115	0	0	7	0	3	0	21	0
1115 - 1130	0	0	4	0	3	1	19	0
1130 - 1145	0	0	6	0	6	1	17	0
1145 - 1200	0	0	6	0	8	3	23	0
Hourly Total	0	0	23	0	20	5	80	0
Hourly Average	0.00	0.00	5.75	0.00	5.00	1.25	20.00	0.00
1200 - 1215	0	0	4	0	3	0	16	0
1215 - 1230	0	0	3	0	2	0	13	0
1230 - 1245	0	0	3	0	7	2	13	0
1245 - 1300	0	0	10	0	2	3	18	0
Hourly Total	0	0	20	0	14	5	60	0
Hourly Average	0.00	0.00	5.00	0.00	3.50	1.25	15.00	0.00
1300 - 1315	0	0	6	0	3	2	19	0
1315 - 1330	0	0	3	0	0	5	20	0
1330 - 1345	0	0	10	0	3	1	19	0
1345 - 1400	0	0	7	0	3	4	20	0
Hourly Total	0	0	26	0	9	12	78	0
Hourly Average	0.00	0.00	6.50	0.00	2.25	3.00	19.50	0.00
1400 - 1415	0	0	3	0	1	1	15	0
1415 - 1430	0	0	4	0	3	2	24	0
1430 - 1445	0	0	5	0	3	4	13	0
1445 - 1500	0	0	2	0	1	6	11	0
Hourly Total	0	0	14	0	8	13	63	0
Hourly Average	0.00	0.00	3.50	0.00	2.00	3.25	15.75	0.00
1500 - 1515	0	0	7	0	2	1	14	0
1515 - 1530	0	0	3	0	3	0	14	0
1530 - 1545	0	0	1	0	2	2	16	0
1545 - 1600	0	0	0	0	3	3	11	0
Hourly Total	0	0	11	0	10	6	55	0
Hourly Average	0.00	0.00	2.75	0.00	2.50	1.50	13.75	0.00
1600 - 1615	0	0	5	0	2	3	11	0
1615 - 1630	0	0	3	0	2	3	10	0
1630 - 1645	0	0	7	0	4	3	9	1
1645 - 1700	0	0	2	0	5	3	14	0
Hourly Total	0	0	17	0	13	12	44	1
Hourly Average	0.00	0.00	4.25	0.00	3.25	3.00	11.00	0.25
1700 - 1715	0	0	5	0	3	2	10	1
1715 - 1730	0	0	8	0	0	2	9	0
1730 - 1745	0	0	7	0	1	1	8	0
1745 - 1800	0	0	7	0	0	3	13	0
Hourly Total	0	0	27	0	4	8	40	1
Hourly Average	0.00	0.00	6.75	0.00	1.00	2.00	10.00	0.25
1800 - 1815	0	0	3	0	2	1	6	0
1815 - 1830	0	0	7	0	1	3	6	0
1830 - 1845	0	0	4	0	0	2	7	0
1845 - 1900	0	0	3	0	4	1	8	0
Hourly Total	0	0	17	0	7	7	27	0
Hourly Average	0.00	0.00	4.25	0.00	1.75	1.75	6.75	0.00
1900 - 1915	0	0	4	0	3	1	7	0
1915 - 1930	0	0	3	0	2	1	8	0
1930 - 1945	0	0	2	0	0	1	3	0
1945 - 2000	0	0	0	0	1	0	5	0
Hourly Total	0	0	9	0	6	3	23	0
Hourly Average	0.00	0.00	2.25	0.00	1.50	0.75	5.75	0.00
2000 - 2015	0	0	1	0	3	0	2	0
2015 - 2030	0	0	0	0	0	0	2	0
2030 - 2045	0	0	1	0	1	0	2	0
2045 - 2100	0	0	1	0	0	2	0	0
Hourly Total	0	0	3	0	4	2	6	0
Hourly Average	0.00	0.00	0.75	0.00	1.00	0.50	1.50	0.00
2100 - 2115	0	0	0	0	0	0	1	0
2115 - 2130	0	0	1	0	0	0	4	0
2130 - 2145	0	0	0	0	0	0	2	0
2145 - 2200	0	0	0	0	0	0	0	0
Hourly Total	0	0	1	0	0	0	7	0
Hourly Average	0.00	0.00	0.25	0.00	0.00	0.00	1.75	0.00
2200 - 2215	0	0	1	0	0	0	1	0
2215 - 2230	0	0	1	0	0	0	2	0
2230 - 2245	0	0	0	0	0	0	2	0
2245 - 2300	0	0	0	0	0	0	0	0
Hourly Total	0	0	2	0	0	0	5	0
Hourly Average	0.00	0.00	0.50	0.00	0.00	0.00	1.25	0.00
2300 - 2315	0	0	0	0	0	1	2	0

2315 - 2330	0	0	1	0	0	0	3	0
2330 - 2345	0	0	0	0	0	0	1	0
2345 - 0000	0	0	0	0	0	0	1	0
Hourly Total	0	0	1	0	0	1	7	0
Hourly Average	0.00	0.00	0.25	0.00	0.00	0.25	1.75	0.00

Session Total	0	0	625	0	218	119	830	9
Session Average	0.00	0.00	6.51	0.00	2.27	1.24	8.65	0.09

Date
Thursday 25 April 2019

Weather
Sunny Intervals
Temp: 12°C

0000 - 2400 (Thursday 24H Session)

TIME	Movement 6.13: Left from A180 (West) to A1173							
	P/CYCLE	M/CYCLE	CAR	TAXI	LGV	OGV1	OGV2	BUS/COACH
0000 - 0015	0	0	0	0	0	0	2	0
0015 - 0030	0	0	0	0	0	0	1	0
0030 - 0045	0	0	0	0	0	0	1	0
0045 - 0100	0	0	0	0	0	0	2	0
Hourly Total	0	0	0	0	0	0	6	0
Hourly Average	0.00	0.00	0.00	0.00	0.00	0.00	1.50	0.00
0100 - 0115	0	0	0	0	0	0	2	0
0115 - 0130	0	0	0	0	0	0	0	0
0130 - 0145	0	0	1	0	1	0	3	0
0145 - 0200	0	0	1	0	0	0	3	0
Hourly Total	0	0	2	0	1	0	8	0
Hourly Average	0.00	0.00	0.50	0.00	0.25	0.00	2.00	0.00
0200 - 0215	0	0	0	0	0	0	0	0
0215 - 0230	0	0	0	0	0	1	0	0
0230 - 0245	0	0	1	0	0	0	3	0
0245 - 0300	0	0	2	0	0	0	0	0
Hourly Total	0	0	3	0	0	1	3	0
Hourly Average	0.00	0.00	0.75	0.00	0.00	0.25	0.75	0.00
0300 - 0315	0	0	1	0	1	0	1	0
0315 - 0330	0	0	2	0	0	1	0	0
0330 - 0345	0	0	3	0	0	0	3	0
0345 - 0400	0	0	0	0	0	0	1	0
Hourly Total	0	0	6	0	1	1	5	0
Hourly Average	0.00	0.00	1.50	0.00	0.25	0.25	1.25	0.00
0400 - 0415	0	0	2	0	0	0	6	0
0415 - 0430	0	0	1	0	0	0	3	0
0430 - 0445	0	0	1	0	0	0	3	0
0445 - 0500	0	0	3	0	2	0	2	0
Hourly Total	0	0	7	0	2	0	14	0
Hourly Average	0.00	0.00	1.75	0.00	0.50	0.00	3.50	0.00
0500 - 0515	0	0	0	0	1	0	4	0
0515 - 0530	0	0	7	0	1	0	3	0
0530 - 0545	0	0	14	0	0	1	4	0
0545 - 0600	0	0	15	0	2	0	10	0
Hourly Total	0	0	36	0	4	1	21	0
Hourly Average	0.00	0.00	9.00	0.00	1.00	0.25	5.25	0.00
0600 - 0615	0	0	11	0	5	1	13	0
0615 - 0630	0	0	13	0	3	3	9	0
0630 - 0645	0	1	21	0	4	2	14	0
0645 - 0700	0	0	29	0	7	2	12	0
Hourly Total	0	1	74	0	19	8	48	0
Hourly Average	0.00	0.25	18.50	0.00	4.75	2.00	12.00	0.00
0700 - 0715	0	0	23	0	5	1	8	0
0715 - 0730	0	0	38	0	9	2	12	0
0730 - 0745	0	0	36	0	10	1	15	0
0745 - 0800	0	0	49	0	11	3	12	0
Hourly Total	0	0	146	0	35	7	47	0
Hourly Average	0.00	0.00	36.50	0.00	8.75	1.75	11.75	0.00
0800 - 0815	0	1	35	0	9	0	12	0
0815 - 0830	0	0	44	0	2	1	12	0
0830 - 0845	0	0	26	0	7	4	15	0
0845 - 0900	0	0	19	0	6	3	15	2
Hourly Total	0	1	124	0	24	8	54	2
Hourly Average	0.00	0.25	31.00	0.00	6.00	2.00	13.50	0.50
0900 - 0915	0	0	13	0	6	3	7	2
0915 - 0930	0	0	8	0	10	2	12	0
0930 - 0945	0	0	9	0	9	1	13	0
0945 - 1000	0	0	6	0	5	2	12	0
Hourly Total	0	0	36	0	30	8	44	2
Hourly Average	0.00	0.00	9.00	0.00	7.50	2.00	11.00	0.50
1000 - 1015	0	0	5	0	2	5	19	0
1015 - 1030	0	0	5	0	5	5	12	0

1030 - 1045	0	0	7	0	4	4	8	0
1045 - 1100	0	0	5	0	2	2	14	0
Hourly Total	0	0	22	0	13	16	53	0
Hourly Average	0.00	0.00	5.50	0.00	3.25	4.00	13.25	0.00
1100 - 1115	0	0	6	0	3	1	17	0
1115 - 1130	0	0	2	0	4	2	20	0
1130 - 1145	0	0	5	0	3	1	11	0
1145 - 1200	0	0	4	0	3	2	22	0
Hourly Total	0	0	17	0	13	6	70	0
Hourly Average	0.00	0.00	4.25	0.00	3.25	1.50	17.50	0.00
1200 - 1215	0	0	3	0	6	2	7	0
1215 - 1230	0	0	5	0	5	2	10	0
1230 - 1245	0	0	7	0	4	2	13	0
1245 - 1300	0	0	7	0	5	2	21	0
Hourly Total	0	0	22	0	20	8	51	0
Hourly Average	0.00	0.00	5.50	0.00	5.00	2.00	12.75	0.00
1300 - 1315	0	0	4	0	4	6	21	0
1315 - 1330	0	0	4	0	1	0	17	0
1330 - 1345	0	0	6	0	3	1	16	0
1345 - 1400	0	0	4	0	4	3	15	0
Hourly Total	0	0	18	0	12	10	69	0
Hourly Average	0.00	0.00	4.50	0.00	3.00	2.50	17.25	0.00
1400 - 1415	0	0	2	0	2	1	8	0
1415 - 1430	0	0	5	0	4	0	22	0
1430 - 1445	0	0	2	0	5	4	19	0
1445 - 1500	0	0	6	0	4	1	13	0
Hourly Total	0	0	15	0	15	6	62	0
Hourly Average	0.00	0.00	3.75	0.00	3.75	1.50	15.50	0.00
1500 - 1515	0	0	7	0	4	4	10	0
1515 - 1530	0	0	1	0	3	2	15	0
1530 - 1545	0	0	4	0	4	3	13	0
1545 - 1600	0	0	10	0	0	1	13	0
Hourly Total	0	0	22	0	11	10	51	0
Hourly Average	0.00	0.00	5.50	0.00	2.75	2.50	12.75	0.00
1600 - 1615	0	0	1	0	6	8	11	0
1615 - 1630	0	0	5	0	5	2	12	0
1630 - 1645	0	0	9	0	3	7	11	0
1645 - 1700	0	0	7	0	4	2	7	0
Hourly Total	0	0	22	0	18	19	41	0
Hourly Average	0.00	0.00	5.50	0.00	4.50	4.75	10.25	0.00
1700 - 1715	0	0	7	0	2	2	9	1
1715 - 1730	0	0	6	0	0	1	10	0
1730 - 1745	0	0	5	0	3	1	14	0
1745 - 1800	0	0	8	0	2	2	5	0
Hourly Total	0	0	26	0	7	6	38	1
Hourly Average	0.00	0.00	6.50	0.00	1.75	1.50	9.50	0.25
1800 - 1815	0	0	4	0	1	2	6	1
1815 - 1830	0	0	2	0	0	0	8	0
1830 - 1845	0	0	3	0	2	1	9	0
1845 - 1900	0	0	5	0	2	2	9	0
Hourly Total	0	0	14	0	5	5	32	1
Hourly Average	0.00	0.00	3.50	0.00	1.25	1.25	8.00	0.25
1900 - 1915	0	0	1	0	2	3	4	0
1915 - 1930	0	0	0	0	1	1	5	0
1930 - 1945	0	0	2	0	0	0	4	0
1945 - 2000	0	0	2	0	0	0	1	0
Hourly Total	0	0	5	0	3	4	14	0
Hourly Average	0.00	0.00	1.25	0.00	0.75	1.00	3.50	0.00
2000 - 2015	0	0	1	0	0	0	3	0
2015 - 2030	0	0	1	0	0	2	1	0
2030 - 2045	0	0	1	0	1	1	3	0
2045 - 2100	0	0	1	0	0	0	1	0
Hourly Total	0	0	4	0	1	3	8	0
Hourly Average	0.00	0.00	1.00	0.00	0.25	0.75	2.00	0.00
2100 - 2115	0	0	2	0	1	0	2	0
2115 - 2130	0	0	0	0	0	0	5	0
2130 - 2145	0	0	0	0	0	0	2	0
2145 - 2200	0	0	0	0	0	0	2	0
Hourly Total	0	0	2	0	1	0	11	0
Hourly Average	0.00	0.00	0.50	0.00	0.25	0.00	2.75	0.00
2200 - 2215	0	0	0	0	0	0	2	0
2215 - 2230	0	0	1	0	0	0	1	0
2230 - 2245	0	0	0	0	0	0	2	0
2245 - 2300	0	0	0	0	0	0	0	0
Hourly Total	0	0	1	0	0	0	5	0
Hourly Average	0.00	0.00	0.25	0.00	0.00	0.00	1.25	0.00
2300 - 2315	0	0	0	0	0	0	0	0
2315 - 2330	0	0	0	0	0	0	0	0
2330 - 2345	0	0	1	0	0	0	3	0
2345 - 0000	0	0	1	0	1	0	3	0
Hourly Total	0	0	2	0	1	0	6	0
Hourly Average	0.00	0.00	0.50	0.00	0.25	0.00	1.50	0.00

Session Total	0	2	626	0	236	127	761	6
Session Average	0.00	0.02	6.52	0.00	2.46	1.32	7.93	0.06

Original Data	
TOTAL	PCU TOTAL
2	4.60
6	9.90
4	9.20
3	5.60
15	29.30
3.75	7.33
2	3.30
1	2.30
2	4.60
3	4.30
8	14.50
2.00	3.63
4	7.90
3	4.80
1	1.00
4	5.30
12	19.00
3.00	4.75
2	3.30
4	4.00
4	5.30
4	7.90
14	20.50
3.50	5.13
2	3.30
7	12.20
8	12.40
9	12.10
26	40.00
6.50	10.00
6	8.60
7	12.70
31	41.40
29	44.60
73	107.30
18.25	26.83
33	41.80
53	71.20
66	87.30
74	89.80
226	290.10
56.50	72.53
52	74.30
56	63.80
34	47.00
53	79.20
195	264.30
48.75	66.08
41	65.60
37	55.60
25	38.50
36	56.70
139	216.40
34.75	54.10
41	65.60
37	55.60

25	38.50
36	56.70
139	216.40
34.75	54.10
29	50.00
28	53.90
26	46.80
34	60.50
117	211.20
29.25	52.80
31	58.30
27	52.20
30	52.60
40	71.40
128	234.50
32.00	58.63
23	43.80
18	34.90
25	42.90
33	57.90
99	179.50
24.75	44.88
30	55.70
28	56.50
33	58.20
34	62.00
125	232.40
31.25	58.10
20	40.00
33	65.20
25	43.90
20	37.30
98	186.40
24.50	46.60
24	42.70
20	38.20
21	42.80
17	32.80
82	156.50
20.50	39.13
21	36.80
18	32.50
24	38.20
24	43.70
87	151.20
21.75	37.80
21	36.00
19	31.70
17	27.90
23	41.40
80	137.00
20.00	34.25
12	20.30
17	26.30
13	23.10
16	26.90
58	96.60
14.50	24.15
15	24.60
14	24.90
6	10.40
6	12.50
41	72.40
10.25	18.10
6	8.60
2	4.60
4	6.60
3	4.00
15	23.80
3.75	5.95
1	2.30
5	10.20
2	4.60
0	0.00
8	17.10
2.00	4.28
2	3.30
3	5.60
2	4.60
0	0.00
7	13.50
1.75	3.38
3	6.10

4	7.90
1	2.30
1	2.30
9	18.60
2.25	4.65

1801	2948.50
18.76	30.71

Original Data	
TOTAL	PCU TOTAL
2	4.60
1	2.30
1	2.30
2	4.60
6	13.80
1.50	3.45
2	4.60
0	0.00
5	8.90
4	7.90
11	21.40
2.75	5.35
0	0.00
1	1.50
4	7.90
2	2.00
7	11.40
1.75	2.85
3	4.30
3	3.50
6	9.90
1	2.30
13	20.00
3.25	5.00
8	15.80
4	7.90
4	7.90
7	9.60
23	41.20
5.75	10.30
5	10.20
11	14.90
19	24.70
27	40.00
62	89.80
15.50	22.45
30	47.40
28	41.20
42	60.60
50	66.60
150	215.80
37.50	53.95
37	47.90
61	77.60
62	82.00
75	92.10
235	299.60
58.75	74.90
57	72.00
59	75.10
52	73.50
45	68.00
213	288.60
53.25	72.15
31	43.60
32	48.60
32	49.40
25	41.60
120	183.20
30.00	45.80
31	58.20
27	45.10

23	35.40
23	42.20
104	180.90
26.00	45.23
27	49.60
28	55.00
20	34.80
31	60.60
106	200.00
26.50	50.00
18	28.10
22	36.00
26	43.90
35	63.30
101	171.30
25.25	42.83
35	65.30
22	44.10
26	47.30
26	47.00
109	203.70
27.25	50.93
13	23.90
31	59.60
30	56.70
24	41.40
98	181.60
24.50	45.40
25	40.00
21	41.50
24	42.40
24	41.40
94	165.30
23.50	41.33
26	44.30
24	40.60
30	47.80
20	30.10
100	162.80
25.00	40.70
21	34.70
17	30.50
23	41.70
17	24.50
78	131.40
19.50	32.85
14	23.80
10	20.40
15	27.20
18	30.70
57	102.10
14.25	25.53
10	16.70
7	14.00
6	11.20
3	4.30
26	46.20
6.50	11.55
4	7.90
4	6.30
6	10.40
2	3.30
16	27.90
4.00	6.98
5	7.60
5	11.50
2	4.60
2	4.60
14	28.30
3.50	7.08
2	4.60
2	3.30
2	4.60
0	0.00
6	12.50
1.50	3.13
0	0.00
0	0.00
4	7.90
5	8.90
9	16.80
2.25	4.20

1758	2815.60
18.31	29.33

2315 - 2330	0	0	0	0	3	2	0	0
2330 - 2345	0	0	0	0	0	0	0	0
2345 - 0000	0	0	0	0	0	0	0	0
Hourly Total	0	0	0	0	3	2	0	0
Hourly Average	0.00	0.00	0.00	0.00	0.75	0.50	0.00	0.00

Session Total	0	5	69	3	20	6	6	0
Session Average	0.00	0.05	0.72	0.03	0.21	0.06	0.06	0.00

Date

Thursday 25 April 2019

Weather

Sunny Intervals

Temp: 12°C

0000 - 2400 (Thursday 24H Session)

TIME	Movement 6.14: Right from A180 (West) to A180 (East)							
	P/CYCLE	M/CYCLE	CAR	TAXI	LGV	OGV1	OGV2	BUS/COACH
0000 - 0015	0	0	0	0	0	0	0	0
0015 - 0030	0	0	0	0	0	0	0	0
0030 - 0045	0	0	0	0	0	0	0	0
0045 - 0100	0	0	0	0	0	0	0	0
Hourly Total	0	0	0	0	0	0	0	0
Hourly Average	0.00	0.00	0.00	0.00	0.00	0.00	0.00	0.00
0100 - 0115	0	0	0	0	0	0	0	0
0115 - 0130	0	0	0	0	0	0	0	0
0130 - 0145	0	0	0	0	0	0	0	0
0145 - 0200	0	0	0	0	0	0	0	0
Hourly Total	0	0	0	0	0	0	0	0
Hourly Average	0.00	0.00	0.00	0.00	0.00	0.00	0.00	0.00
0200 - 0215	0	0	0	0	0	0	0	0
0215 - 0230	0	0	0	0	0	0	0	0
0230 - 0245	0	0	0	0	0	0	0	0
0245 - 0300	0	0	0	0	0	0	0	0
Hourly Total	0	0	0	0	0	0	0	0
Hourly Average	0.00	0.00	0.00	0.00	0.00	0.00	0.00	0.00
0300 - 0315	0	0	0	0	0	0	0	0
0315 - 0330	0	0	0	0	0	0	0	0
0330 - 0345	0	0	0	0	0	0	0	0
0345 - 0400	0	0	0	0	0	0	0	0
Hourly Total	0	0	0	0	0	0	0	0
Hourly Average	0.00	0.00	0.00	0.00	0.00	0.00	0.00	0.00
0400 - 0415	0	0	0	0	0	0	0	0
0415 - 0430	0	0	0	0	0	0	0	0
0430 - 0445	0	0	0	0	0	0	0	0
0445 - 0500	0	0	0	0	0	0	0	0
Hourly Total	0	0	0	0	0	0	0	0
Hourly Average	0.00	0.00	0.00	0.00	0.00	0.00	0.00	0.00
0500 - 0515	0	0	0	0	0	0	0	0
0515 - 0530	0	0	0	0	0	0	0	0
0530 - 0545	0	0	0	0	0	0	0	0
0545 - 0600	0	0	0	0	0	0	0	0
Hourly Total	0	0	0	0	0	0	0	0
Hourly Average	0.00	0.00	0.00	0.00	0.00	0.00	0.00	0.00
0600 - 0615	0	0	0	0	0	0	1	0
0615 - 0630	0	0	1	0	0	0	0	0
0630 - 0645	0	0	0	0	0	0	0	0
0645 - 0700	0	1	0	0	0	0	0	0
Hourly Total	0	1	1	0	0	0	1	0
Hourly Average	0.00	0.25	0.25	0.00	0.00	0.00	0.25	0.00
0700 - 0715	0	0	0	0	0	0	0	0
0715 - 0730	0	0	0	0	0	0	0	0
0730 - 0745	0	0	0	0	0	0	0	0
0745 - 0800	0	0	1	0	0	0	0	0
Hourly Total	0	0	1	0	0	0	0	0
Hourly Average	0.00	0.00	0.25	0.00	0.00	0.00	0.00	0.00
0800 - 0815	0	0	2	0	0	0	0	0
0815 - 0830	0	0	1	1	0	0	0	0
0830 - 0845	0	0	0	0	0	0	0	0
0845 - 0900	0	0	0	0	0	0	0	0
Hourly Total	0	0	3	1	0	0	0	0
Hourly Average	0.00	0.00	0.75	0.25	0.00	0.00	0.00	0.00
0900 - 0915	0	0	4	0	0	0	0	0
0915 - 0930	0	0	0	0	0	0	0	0
0930 - 0945	0	0	1	0	1	0	0	0
0945 - 1000	0	0	2	0	0	0	0	0
Hourly Total	0	0	7	0	1	0	0	0
Hourly Average	0.00	0.00	1.75	0.00	0.25	0.00	0.00	0.00
1000 - 1015	0	0	0	0	0	0	0	0
1015 - 1030	0	0	1	0	0	0	0	0

Session Total	0	1	64	1	19	0	1	0
Session Average	0.00	0.01	0.67	0.01	0.20	0.00	0.01	0.00

Original Data	
TOTAL	PCU TOTAL
0	0.00
0	0.00
0	0.00
0	0.00
0	0.00
0.00	0.00
0	0.00
0	0.00
0	0.00
0	0.00
0	0.00
0.00	0.00
0	0.00
0	0.00
0	0.00
0	0.00
0	0.00
0.00	0.00
0	0.00
1	1.00
0	0.00
0	0.00
1	1.00
0.25	0.25
0	0.00
0	0.00
0	0.00
0	0.00
0	0.00
0.00	0.00
0	0.00
0	0.00
0	0.00
0	0.00
0.00	0.00
2	3.30
1	1.00
3	3.00
0	0.00
6	7.30
1.50	1.83
5	5.00
2	2.00
1	1.00
4	4.50
12	12.50
3.00	3.13
5	7.00
0	0.00
1	1.00
1	1.00
7	9.00
1.75	2.25
5	7.00
0	0.00

1	1.00
1	1.00
7	9.00
1.75	2.25
3	3.00
0	0.00
1	0.40
1	1.50
5	4.90
1.25	1.23
0	0.00
0	0.00
1	1.00
2	2.00
3	3.00
0.75	0.75
0	0.00
0	0.00
0	0.00
0	0.00
0	0.00
0.00	0.00
0	0.00
0	0.00
1	1.00
0	0.00
1	1.00
0.25	0.25
8	8.50
1	1.00
0	0.00
4	4.00
13	13.50
3.25	3.38
2	3.80
2	2.00
2	0.80
1	1.00
7	7.60
1.75	1.90
4	4.00
4	4.00
3	3.00
1	1.00
12	12.00
3.00	3.00
3	3.00
1	1.00
4	4.00
1	1.00
9	9.00
2.25	2.25
2	2.00
7	7.00
1	1.00
2	2.00
12	12.00
3.00	3.00
4	4.00
1	1.00
1	1.00
0	0.00
6	6.00
1.50	1.50
0	0.00
0	0.00
0	0.00
0	0.00
0	0.00
0.00	0.00
0	0.00
1	1.00
0	0.00
0	0.00
1	1.00
0.25	0.25
1	1.00
0	0.00
0	0.00
1	1.00
2	2.00
0.50	0.50
0	0.00

5	6.00
0	0.00
0	0.00
5	6.00
1.25	1.50

109	116.80
1.14	1.22

Original Data	
TOTAL	PCU TOTAL
0	0.00
0	0.00
0	0.00
0	0.00
0	0.00
0.00	0.00
0	0.00
0	0.00
0	0.00
0	0.00
0	0.00
0.00	0.00
0	0.00
0	0.00
0	0.00
0	0.00
0	0.00
0	0.00
0	0.00
0	0.00
0.00	0.00
0	0.00
0	0.00
0	0.00
0	0.00
0	0.00
0	0.00
0	0.00
0.00	0.00
0	0.00
0	0.00
0	0.00
0	0.00
0	0.00
0	0.00
0.00	0.00
1	2.30
1	1.00
0	0.00
1	0.40
3	3.70
0.75	0.93
0	0.00
0	0.00
0	0.00
1	1.00
1	1.00
0.25	0.25
2	2.00
2	2.00
0	0.00
0	0.00
4	4.00
1.00	1.00
4	4.00
0	0.00
2	2.00
2	2.00
8	8.00
2.00	2.00
0	0.00
1	1.00

1	1.00
1	1.00
3	3.00
0.75	0.75
2	2.00
2	2.00
3	3.00
1	1.00
8	8.00
2.00	2.00
3	3.00
4	4.00
2	2.00
3	3.00
12	12.00
3.00	3.00
0	0.00
2	2.00
0	0.00
3	3.00
5	5.00
1.25	1.25
4	4.00
5	5.00
4	4.00
3	3.00
16	16.00
4.00	4.00
3	3.00
5	5.00
2	2.00
2	2.00
12	12.00
3.00	3.00
1	1.00
1	1.00
3	3.00
2	2.00
7	7.00
1.75	1.75
0	0.00
0	0.00
2	2.00
1	1.00
3	3.00
0.75	0.75
0	0.00
1	1.00
1	1.00
2	2.00
4	4.00
1.00	1.00
0	0.00
0	0.00
0	0.00
0	0.00
0	0.00
0.00	0.00
0	0.00
0	0.00
0	0.00
0	0.00
0.00	0.00
0	0.00
0	0.00
0	0.00
0	0.00
0	0.00
0	0.00
0	0.00
0	0.00
0	0.00
0.00	0.00
0	0.00
0	0.00
0	0.00
0	0.00
0	0.00
0	0.00
0	0.00
0	0.00
0.00	0.00
0	0.00
0	0.00
0	0.00
0	0.00
0	0.00
0.00	0.00
0	0.00
0	0.00
0	0.00
0	0.00
0	0.00
0	0.00
0.00	0.00

86	86.70
0.90	0.90

Immingham, Lincolnshire
Classified Junction Count

Site 6 of 9
A1173
A180 (East)
A1173 Mathew Ford Way
A180 (West)

Lat/Long
lat 53.597659° lon -0.197297°

Date
Wednesday 24 April 2019

Weather
Sunny Intervals
Temp: 15°C

0000 - 2400 (Wednesday 24H Session)

TIME	Movement 6.15: Right from A180 (West) to A1173 Mathew Ford Way							
	P/CYCLE	M/CYCLE	CAR	TAXI	LGV	OGV1	OGV2	BUS/COACH
0000 - 0015	0	0	1	0	0	0	0	0
0015 - 0030	0	0	0	0	0	0	0	0
0030 - 0045	0	0	0	0	0	0	0	0
0045 - 0100	0	0	0	0	0	0	0	0
Hourly Total	0	0	1	0	0	0	0	0
Hourly Average	0.00	0.00	0.25	0.00	0.00	0.00	0.00	0.00
0100 - 0115	0	0	0	0	0	0	0	0
0115 - 0130	0	0	0	0	0	0	0	0
0130 - 0145	0	0	0	0	0	0	0	0
0145 - 0200	0	0	0	0	0	0	0	0
Hourly Total	0	0	0	0	0	0	0	0
Hourly Average	0.00	0.00	0.00	0.00	0.00	0.00	0.00	0.00
0200 - 0215	0	0	0	0	0	0	0	0
0215 - 0230	0	0	1	0	0	0	0	0
0230 - 0245	0	0	0	0	0	0	0	0
0245 - 0300	0	0	1	0	0	0	0	0
Hourly Total	0	0	2	0	0	0	0	0
Hourly Average	0.00	0.00	0.50	0.00	0.00	0.00	0.00	0.00
0300 - 0315	0	0	0	0	0	0	0	0
0315 - 0330	0	0	1	0	0	0	0	0
0330 - 0345	0	0	0	0	0	0	0	0
0345 - 0400	0	0	0	0	0	0	0	0
Hourly Total	0	0	1	0	0	0	0	0
Hourly Average	0.00	0.00	0.25	0.00	0.00	0.00	0.00	0.00
0400 - 0415	0	0	0	0	0	0	0	0
0415 - 0430	0	0	0	0	0	0	1	0
0430 - 0445	0	0	1	0	0	0	0	0
0445 - 0500	0	0	0	0	0	0	0	0
Hourly Total	0	0	1	0	0	0	1	0
Hourly Average	0.00	0.00	0.25	0.00	0.00	0.00	0.25	0.00
0500 - 0515	0	0	0	0	0	0	1	0
0515 - 0530	0	0	0	0	0	0	0	0
0530 - 0545	0	0	1	0	0	0	0	0
0545 - 0600	0	0	1	0	0	0	0	0
Hourly Total	0	0	2	0	0	0	1	0
Hourly Average	0.00	0.00	0.50	0.00	0.00	0.00	0.25	0.00
0600 - 0615	0	0	1	0	1	0	0	0
0615 - 0630	0	0	0	0	0	0	0	0
0630 - 0645	0	0	4	0	0	0	1	0
0645 - 0700	0	0	4	0	1	0	0	0
Hourly Total	0	0	9	0	2	0	1	0
Hourly Average	0.00	0.00	2.25	0.00	0.50	0.00	0.25	0.00
0700 - 0715	0	0	0	1	0	0	1	0
0715 - 0730	0	0	0	0	0	1	0	0
0730 - 0745	0	0	0	0	1	0	0	0
0745 - 0800	0	0	0	0	1	0	1	0
Hourly Total	0	0	0	1	2	1	2	0
Hourly Average	0.00	0.00	0.00	0.25	0.50	0.25	0.50	0.00
0800 - 0815	0	0	1	0	0	0	0	0
0815 - 0830	0	0	2	0	0	1	1	0
0830 - 0845	0	0	1	0	0	0	1	0
0845 - 0900	0	0	1	0	1	0	1	0
Hourly Total	0	0	5	0	1	1	3	0
Hourly Average	0.00	0.00	1.25	0.00	0.25	0.25	0.75	0.00
0900 - 0915	0	0	1	0	0	0	0	0
0915 - 0930	0	0	2	0	0	1	1	0

0930 - 0945	0	0	1	0	0	0	1	0
0945 - 1000	0	0	1	0	1	0	1	0
Hourly Total	0	0	5	0	1	1	3	0
Hourly Average	0.00	0.00	1.25	0.00	0.25	0.25	0.75	0.00
1000 - 1015	0	0	0	0	1	0	0	0
1015 - 1030	0	0	2	0	1	0	1	0
1030 - 1045	0	0	5	0	3	0	1	0
1045 - 1100	0	0	3	0	1	0	0	0
Hourly Total	0	0	10	0	6	0	2	0
Hourly Average	0.00	0.00	2.50	0.00	1.50	0.00	0.50	0.00
1100 - 1115	0	0	1	0	0	1	1	0
1115 - 1130	0	0	4	0	3	0	0	0
1130 - 1145	0	0	4	0	0	0	0	0
1145 - 1200	0	0	2	0	0	0	0	0
Hourly Total	0	0	11	0	3	1	1	0
Hourly Average	0.00	0.00	2.75	0.00	0.75	0.25	0.25	0.00
1200 - 1215	0	0	1	0	1	1	0	0
1215 - 1230	0	0	6	0	2	0	0	0
1230 - 1245	0	0	4	0	0	0	2	0
1245 - 1300	0	0	9	0	1	2	2	0
Hourly Total	0	0	20	0	4	3	4	0
Hourly Average	0.00	0.00	5.00	0.00	1.00	0.75	1.00	0.00
1300 - 1315	0	1	5	0	1	1	0	0
1315 - 1330	0	0	4	0	3	0	2	0
1330 - 1345	0	0	3	0	0	0	0	0
1345 - 1400	0	0	4	0	1	0	0	0
Hourly Total	0	1	16	0	5	1	2	0
Hourly Average	0.00	0.25	4.00	0.00	1.25	0.25	0.50	0.00
1400 - 1415	0	0	0	0	1	0	0	0
1415 - 1430	0	0	1	0	1	0	1	0
1430 - 1445	0	0	5	0	1	0	0	0
1445 - 1500	0	0	4	0	1	0	0	0
Hourly Total	0	0	10	0	4	0	1	0
Hourly Average	0.00	0.00	2.50	0.00	1.00	0.00	0.25	0.00
1500 - 1515	0	0	8	0	2	0	0	0
1515 - 1530	0	0	3	0	0	0	0	0
1530 - 1545	0	0	3	0	1	1	1	0
1545 - 1600	0	0	12	0	4	0	0	0
Hourly Total	0	0	26	0	7	1	1	0
Hourly Average	0.00	0.00	6.50	0.00	1.75	0.25	0.25	0.00
1600 - 1615	0	0	3	0	0	0	0	0
1615 - 1630	0	0	8	0	0	0	1	0
1630 - 1645	0	0	18	0	0	0	0	0
1645 - 1700	0	0	17	0	4	0	2	0
Hourly Total	0	0	46	0	4	0	3	0
Hourly Average	0.00	0.00	11.50	0.00	1.00	0.00	0.75	0.00
1700 - 1715	0	0	8	0	5	0	1	0
1715 - 1730	0	0	19	0	6	2	4	0
1730 - 1745	0	0	16	0	3	0	0	0
1745 - 1800	0	0	19	0	4	0	0	0
Hourly Total	0	0	62	0	18	2	5	0
Hourly Average	0.00	0.00	15.50	0.00	4.50	0.50	1.25	0.00
1800 - 1815	0	0	10	0	2	0	0	0
1815 - 1830	0	0	5	0	1	0	0	0
1830 - 1845	0	1	9	0	0	0	0	0
1845 - 1900	0	0	4	0	3	0	1	0
Hourly Total	0	1	28	0	6	0	1	0
Hourly Average	0.00	0.25	7.00	0.00	1.50	0.00	0.25	0.00
1900 - 1915	0	0	0	0	0	0	2	0
1915 - 1930	0	0	2	0	2	0	0	0
1930 - 1945	0	0	0	0	1	0	0	0
1945 - 2000	0	0	1	0	0	0	0	0
Hourly Total	0	0	3	0	3	0	2	0
Hourly Average	0.00	0.00	0.75	0.00	0.75	0.00	0.50	0.00
2000 - 2015	0	0	4	0	0	0	0	0
2015 - 2030	0	0	1	0	0	0	0	0
2030 - 2045	0	0	2	0	1	0	0	0
2045 - 2100	0	0	6	0	1	0	0	0
Hourly Total	0	0	13	0	2	0	0	0
Hourly Average	0.00	0.00	3.25	0.00	0.50	0.00	0.00	0.00
2100 - 2115	0	0	2	0	0	0	0	0
2115 - 2130	0	0	0	0	0	0	0	0
2130 - 2145	0	0	5	0	0	0	0	0
2145 - 2200	0	0	4	0	0	0	0	0
Hourly Total	0	0	11	0	0	0	0	0
Hourly Average	0.00	0.00	2.75	0.00	0.00	0.00	0.00	0.00
2200 - 2215	0	0	0	0	0	0	0	0
2215 - 2230	0	0	3	0	0	0	0	0
2230 - 2245	0	0	1	0	0	0	0	0
2245 - 2300	0	0	2	0	0	0	0	0
Hourly Total	0	0	6	0	0	0	0	0
Hourly Average	0.00	0.00	1.50	0.00	0.00	0.00	0.00	0.00
2300 - 2315	0	0	3	0	0	0	0	0

2315 - 2330	0	0	0	0	0	0	0	0
2330 - 2345	0	0	0	0	0	0	0	0
2345 - 0000	0	0	1	0	1	0	0	0
Hourly Total	0	0	4	0	1	0	0	0
Hourly Average	0.00	0.00	1.00	0.00	0.25	0.00	0.00	0.00

Session Total	0	2	292	1	69	11	33	0
Session Average	0.00	0.02	3.04	0.01	0.72	0.11	0.34	0.00

Date
Thursday 25 April 2019

Weather
Sunny Intervals
Temp: 12°C

0000 - 2400 (Thursday 24H Session)

Movement 6.15: Right from A180 (West) to A1173 Mathew Ford Way								
TIME	P/CYCLE	M/CYCLE	CAR	TAXI	LGV	OGV1	OGV2	BUS/COACH
0000 - 0015	0	0	2	0	0	0	0	0
0015 - 0030	0	0	1	0	0	0	0	0
0030 - 0045	0	0	2	0	0	0	0	0
0045 - 0100	0	0	3	0	0	0	0	0
Hourly Total	0	0	8	0	0	0	0	0
Hourly Average	0.00	0.00	2.00	0.00	0.00	0.00	0.00	0.00
0100 - 0115	0	0	0	0	0	0	0	0
0115 - 0130	0	0	0	0	0	0	0	0
0130 - 0145	0	0	1	0	0	0	0	0
0145 - 0200	0	0	1	0	0	0	0	0
Hourly Total	0	0	2	0	0	0	0	0
Hourly Average	0.00	0.00	0.50	0.00	0.00	0.00	0.00	0.00
0200 - 0215	0	0	0	0	0	0	0	0
0215 - 0230	0	0	2	0	0	0	0	0
0230 - 0245	0	0	1	0	0	0	0	0
0245 - 0300	0	0	0	0	0	0	0	0
Hourly Total	0	0	3	0	0	0	0	0
Hourly Average	0.00	0.00	0.75	0.00	0.00	0.00	0.00	0.00
0300 - 0315	0	0	0	0	0	0	0	0
0315 - 0330	0	0	2	0	0	0	0	0
0330 - 0345	0	0	2	0	0	0	0	0
0345 - 0400	0	0	2	0	0	0	0	0
Hourly Total	0	0	6	0	0	0	0	0
Hourly Average	0.00	0.00	1.50	0.00	0.00	0.00	0.00	0.00
0400 - 0415	0	0	1	0	0	0	0	0
0415 - 0430	0	0	1	0	0	0	0	0
0430 - 0445	0	0	0	0	0	0	0	0
0445 - 0500	0	0	0	0	0	0	0	0
Hourly Total	0	0	2	0	0	0	0	0
Hourly Average	0.00	0.00	0.50	0.00	0.00	0.00	0.00	0.00
0500 - 0515	0	0	0	0	0	0	0	0
0515 - 0530	0	0	0	0	0	0	0	0
0530 - 0545	0	0	3	0	0	0	0	0
0545 - 0600	0	0	0	0	0	0	1	0
Hourly Total	0	0	3	0	0	0	1	0
Hourly Average	0.00	0.00	0.75	0.00	0.00	0.00	0.25	0.00
0600 - 0615	0	0	0	0	0	0	0	0
0615 - 0630	0	0	1	0	0	0	0	0
0630 - 0645	0	0	1	0	0	0	1	0
0645 - 0700	0	0	0	0	0	0	3	0
Hourly Total	0	0	2	0	0	0	4	0
Hourly Average	0.00	0.00	0.50	0.00	0.00	0.00	1.00	0.00
0700 - 0715	0	0	2	0	0	0	1	0
0715 - 0730	0	0	4	0	0	1	3	0
0730 - 0745	0	0	1	0	1	1	0	0
0745 - 0800	0	0	3	0	0	1	0	0
Hourly Total	0	0	10	0	1	3	4	0
Hourly Average	0.00	0.00	2.50	0.00	0.25	0.75	1.00	0.00
0800 - 0815	0	0	2	0	0	1	2	0
0815 - 0830	0	0	0	0	0	0	1	0
0830 - 0845	0	0	1	0	0	0	0	0
0845 - 0900	0	0	1	0	1	0	0	0
Hourly Total	0	0	4	0	1	1	3	0
Hourly Average	0.00	0.00	1.00	0.00	0.25	0.25	0.75	0.00
0900 - 0915	0	0	1	0	1	1	1	0
0915 - 0930	0	0	2	0	0	0	2	0
0930 - 0945	0	0	1	0	0	0	2	0
0945 - 1000	0	0	0	0	0	0	0	0
Hourly Total	0	0	4	0	1	1	5	0
Hourly Average	0.00	0.00	1.00	0.00	0.25	0.25	1.25	0.00
1000 - 1015	0	0	1	0	0	0	2	0
1015 - 1030	0	0	3	0	2	0	2	0

1030 - 1045	0	0	2	1	0	0	1	0
1045 - 1100	0	0	0	0	1	0	2	0
Hourly Total	0	0	6	1	3	0	7	0
Hourly Average	0.00	0.00	1.50	0.25	0.75	0.00	1.75	0.00
1100 - 1115	0	0	2	0	1	0	2	0
1115 - 1130	0	0	2	0	1	0	0	0
1130 - 1145	0	0	2	0	0	0	1	0
1145 - 1200	0	0	1	0	0	0	0	0
Hourly Total	0	0	7	0	2	0	3	0
Hourly Average	0.00	0.00	1.75	0.00	0.50	0.00	0.75	0.00
1200 - 1215	0	0	1	0	1	0	1	0
1215 - 1230	0	0	3	0	0	0	0	0
1230 - 1245	0	0	9	0	0	0	0	0
1245 - 1300	0	0	0	0	3	0	1	1
Hourly Total	0	0	13	0	4	0	2	1
Hourly Average	0.00	0.00	3.25	0.00	1.00	0.00	0.50	0.25
1300 - 1315	0	0	8	0	0	1	3	0
1315 - 1330	0	0	2	0	0	1	2	0
1330 - 1345	0	0	6	0	1	0	2	0
1345 - 1400	0	0	0	0	1	0	0	0
Hourly Total	0	0	16	0	2	2	7	0
Hourly Average	0.00	0.00	4.00	0.00	0.50	0.50	1.75	0.00
1400 - 1415	0	0	0	0	2	0	0	0
1415 - 1430	0	0	5	0	0	0	0	0
1430 - 1445	0	0	4	0	2	0	0	0
1445 - 1500	0	0	11	1	1	0	1	0
Hourly Total	0	0	20	1	5	0	1	0
Hourly Average	0.00	0.00	5.00	0.25	1.25	0.00	0.25	0.00
1500 - 1515	0	0	3	0	0	0	1	0
1515 - 1530	0	0	5	0	0	0	0	0
1530 - 1545	0	0	10	0	3	0	0	0
1545 - 1600	0	0	9	0	0	0	0	0
Hourly Total	0	0	27	0	3	0	1	0
Hourly Average	0.00	0.00	6.75	0.00	0.75	0.00	0.25	0.00
1600 - 1615	0	0	7	0	2	0	0	0
1615 - 1630	0	0	8	0	2	2	1	0
1630 - 1645	0	0	8	0	3	0	1	0
1645 - 1700	0	0	14	0	1	0	0	0
Hourly Total	0	0	37	0	8	2	2	0
Hourly Average	0.00	0.00	9.25	0.00	2.00	0.50	0.50	0.00
1700 - 1715	0	1	16	0	1	0	1	0
1715 - 1730	0	0	19	0	2	0	0	0
1730 - 1745	0	0	16	1	1	0	2	0
1745 - 1800	0	0	14	0	1	0	0	0
Hourly Total	0	1	65	1	5	0	3	0
Hourly Average	0.00	0.25	16.25	0.25	1.25	0.00	0.75	0.00
1800 - 1815	0	0	9	0	1	1	0	0
1815 - 1830	0	0	7	0	1	0	0	0
1830 - 1845	0	0	4	0	0	0	0	0
1845 - 1900	0	0	6	0	0	0	0	0
Hourly Total	0	0	26	0	2	1	0	0
Hourly Average	0.00	0.00	6.50	0.00	0.50	0.25	0.00	0.00
1900 - 1915	0	0	1	0	1	0	0	0
1915 - 1930	0	0	4	0	1	0	0	0
1930 - 1945	0	0	2	0	0	0	1	0
1945 - 2000	0	0	2	0	0	0	0	0
Hourly Total	0	0	9	0	2	0	1	0
Hourly Average	0.00	0.00	2.25	0.00	0.50	0.00	0.25	0.00
2000 - 2015	0	0	3	0	0	0	0	0
2015 - 2030	0	0	3	0	0	0	0	0
2030 - 2045	0	0	3	0	0	0	0	0
2045 - 2100	0	0	1	0	0	0	0	0
Hourly Total	0	0	10	0	0	0	0	0
Hourly Average	0.00	0.00	2.50	0.00	0.00	0.00	0.00	0.00
2100 - 2115	0	0	0	0	1	0	0	0
2115 - 2130	0	0	2	0	0	0	0	0
2130 - 2145	0	0	3	0	0	0	0	0
2145 - 2200	0	0	2	0	0	0	1	0
Hourly Total	0	0	7	0	1	0	1	0
Hourly Average	0.00	0.00	1.75	0.00	0.25	0.00	0.25	0.00
2200 - 2215	0	0	0	0	0	0	0	0
2215 - 2230	0	0	6	0	0	0	0	0
2230 - 2245	0	0	1	0	0	0	0	0
2245 - 2300	0	0	3	0	0	0	0	0
Hourly Total	0	0	10	0	0	0	0	0
Hourly Average	0.00	0.00	2.50	0.00	0.00	0.00	0.00	0.00
2300 - 2315	0	0	1	0	0	0	0	0
2315 - 2330	0	0	2	0	1	0	0	0
2330 - 2345	0	0	0	0	0	0	0	0
2345 - 0000	0	0	1	0	0	0	0	0
Hourly Total	0	0	4	0	1	0	0	0
Hourly Average	0.00	0.00	1.00	0.00	0.25	0.00	0.00	0.00

Session Total	0	1	301	3	41	10	45	1
Session Average	0.00	0.01	3.14	0.03	0.43	0.10	0.47	0.01

Original Data	
TOTAL	PCU TOTAL
1	1.00
0	0.00
0	0.00
0	0.00
1	1.00
0.25	0.25
0	0.00
0	0.00
0	0.00
0	0.00
0	0.00
0	0.00
0.00	0.00
0	0.00
1	1.00
0	0.00
1	1.00
2	2.00
0.50	0.50
0	0.00
1	1.00
0	0.00
0	0.00
1	1.00
0.25	0.25
0	0.00
1	2.30
1	1.00
0	0.00
2	3.30
0.50	0.83
1	2.30
0	0.00
1	1.00
1	1.00
3	4.30
0.75	1.08
2	2.00
0	0.00
5	6.30
5	5.00
12	13.30
3.00	3.33
2	3.30
1	1.50
1	1.00
2	3.30
6	9.10
1.50	2.28
1	1.00
4	5.80
2	3.30
3	4.30
10	14.40
2.50	3.60
1	1.00
4	5.80

2	3.30
3	4.30
10	14.40
2.50	3.60
1	1.00
4	5.30
9	10.30
4	4.00
18	20.60
4.50	5.15
3	4.80
7	7.00
4	4.00
2	2.00
16	17.80
4.00	4.45
3	3.50
8	8.00
6	8.60
14	17.60
31	37.70
7.75	9.43
8	7.90
9	11.60
3	3.00
5	5.00
25	27.50
6.25	6.88
1	1.00
3	4.30
6	6.00
5	5.00
15	16.30
3.75	4.08
10	10.00
3	3.00
6	7.80
16	16.00
35	36.80
8.75	9.20
3	3.00
9	10.30
18	18.00
23	25.60
53	56.90
13.25	14.23
14	15.30
31	37.20
19	19.00
23	23.00
87	94.50
21.75	23.63
12	12.00
6	6.00
10	9.40
8	9.30
36	36.70
9.00	9.18
2	4.60
4	4.00
1	1.00
1	1.00
8	10.60
2.00	2.65
4	4.00
1	1.00
3	3.00
7	7.00
15	15.00
3.75	3.75
2	2.00
0	0.00
5	5.00
4	4.00
11	11.00
2.75	2.75
0	0.00
3	3.00
1	1.00
2	2.00
6	6.00
1.50	1.50
3	3.00

0	0.00
0	0.00
2	2.00
5	5.00
1.25	1.25

408	455.20
4.25	4.74

Original Data	
TOTAL	PCU TOTAL
2	2.00
1	1.00
2	2.00
3	3.00
8	8.00
2.00	2.00
0	0.00
0	0.00
1	1.00
1	1.00
2	2.00
0.50	0.50
0	0.00
2	2.00
1	1.00
0	0.00
3	3.00
0.75	0.75
0	0.00
2	2.00
2	2.00
2	2.00
6	6.00
1.50	1.50
1	1.00
1	1.00
0	0.00
0	0.00
2	2.00
0.50	0.50
0	0.00
0	0.00
3	3.00
1	2.30
4	5.30
1.00	1.33
0	0.00
1	1.00
2	3.30
3	6.90
6	11.20
1.50	2.80
3	4.30
8	12.40
3	3.50
4	4.50
18	24.70
4.50	6.18
5	8.10
1	2.30
1	1.00
2	2.00
9	13.40
2.25	3.35
4	5.80
4	6.60
3	5.60
0	0.00
11	18.00
2.75	4.50
3	5.60
7	9.60

4	5.30
3	5.60
17	26.10
4.25	6.53
5	7.60
3	3.00
3	4.30
1	1.00
12	15.90
3.00	3.98
3	4.30
3	3.00
9	9.00
5	7.30
20	23.60
5.00	5.90
12	16.40
5	8.10
9	11.60
1	1.00
27	37.10
6.75	9.28
2	2.00
5	5.00
6	6.00
14	15.30
27	28.30
6.75	7.08
4	5.30
5	5.00
13	13.00
9	9.00
31	32.30
7.75	8.08
9	9.00
13	15.30
12	13.30
15	15.00
49	52.60
12.25	13.15
19	19.70
21	21.00
20	22.60
15	15.00
75	78.30
18.75	19.58
11	11.50
8	8.00
4	4.00
6	6.00
29	29.50
7.25	7.38
2	2.00
5	5.00
3	4.30
2	2.00
12	13.30
3.00	3.33
3	3.00
3	3.00
3	3.00
1	1.00
10	10.00
2.50	2.50
1	1.00
2	2.00
3	3.00
3	4.30
9	10.30
2.25	2.58
0	0.00
6	6.00
1	1.00
3	3.00
10	10.00
2.50	2.50
1	1.00
3	3.00
0	0.00
1	1.00
5	5.00
1.25	1.25

402	465.90
4.19	4.85

Session Total	0	0	8	0	0	0	10	0
Session Average	0.00	0.00	0.08	0.00	0.00	0.00	0.10	0.00

1	1.00
0	0.00
1	1.00
0.25	0.25
1	2.30
0	0.00
0	0.00
1	1.00
2	3.30
0.50	0.83
0	0.00
0	0.00
0	0.00
0	0.00
0	0.00
0.00	0.00
0	0.00
0	0.00
0	0.00
2	3.30
2	3.30
0.50	0.83
1	1.50
0	0.00
0	0.00
2	4.60
3	6.10
0.75	1.53
0	0.00
0	0.00
1	2.30
0	0.00
1	2.30
0.25	0.58
1	1.00
0	0.00
0	0.00
0	0.00
1	1.00
0.25	0.25
0	0.00
0	0.00
0	0.00
1	2.30
1	2.30
0.25	0.58
0	0.00
0	0.00
0	0.00
1	1.50
1	1.50
0.25	0.38
1	1.50
0	0.00
0	0.00
1	2.30
2	3.80
0.50	0.95
0	0.00
0	0.00
0	0.00
0	0.00
0	0.00
0.00	0.00
0	0.00
0	0.00
0	0.00
0	0.00
0	0.00
0	0.00
0.00	0.00
0	0.00
0	0.00
0	0.00
0	0.00
0	0.00
0	0.00
0.00	0.00
1	1.00
0	0.00
0	0.00
0	0.00
1	1.00
0.25	0.25
0	0.00

0	0.00
0	0.00
0	0.00
0	0.00
0.00	0.00

17	28.90
0.18	0.30

Original Data	
TOTAL	PCU TOTAL
1	2.30
0	0.00
0	0.00
0	0.00
1	2.30
0.25	0.58
0	0.00
0	0.00
0	0.00
0	0.00
0	0.00
0.00	0.00
0	0.00
1	2.30
0	0.00
0	0.00
1	2.30
0.25	0.58
0	0.00
0	0.00
0	0.00
0	0.00
0	0.00
0.00	0.00
0	0.00
0	0.00
0	0.00
0	0.00
0	0.00
0.00	0.00
0	0.00
0	0.00
1	2.30
0	0.00
1	2.30
0.25	0.58
0	0.00
0	0.00
0	0.00
2	3.30
2	3.30
0.50	0.83
0	0.00
0	0.00
1	1.00
0	0.00
1	1.00
0.25	0.25
0	0.00
0	0.00
0	0.00
0	0.00
0	0.00
0.00	0.00
0	0.00
0	0.00
0	0.00
1	1.00
1	1.00
0.25	0.25
0	0.00
0	0.00

18	31.00
0.19	0.32

Immingham, Lincolnshire
Classified Junction Count

Site 7 of 9
Gilbey Road
A180 (East)
Estate Road 2
A180 (West)
Estate Road No 1

Lat/Long
lat 53.578141° lon -0.109031°

Date
Wednesday 24 April 2019

Weather
Sunny Intervals
Temp: 15°C

0000 - 2400 (Wednesday 24H Session)

TIME	Movement 7.1: Left from Gilbey Road to A180 (East)							
	P/CYCLE	M/CYCLE	CAR	TAXI	LGV	OGV1	OGV2	BUS/COACH
0000 - 0015	0	0	0	0	0	0	0	0
0015 - 0030	0	0	0	0	0	0	0	0
0030 - 0045	0	0	0	0	1	0	0	0
0045 - 0100	0	0	2	0	0	0	0	0
Hourly Total	0	0	2	0	1	0	0	0
Hourly Average	0.00	0.00	0.50	0.00	0.25	0.00	0.00	0.00
0100 - 0115	0	0	0	0	0	0	0	0
0115 - 0130	0	0	0	0	0	0	0	0
0130 - 0145	0	0	0	0	0	0	0	0
0145 - 0200	0	0	0	0	0	0	0	0
Hourly Total	0	0	0	0	0	0	0	0
Hourly Average	0.00	0.00	0.00	0.00	0.00	0.00	0.00	0.00
0200 - 0215	0	0	0	0	0	0	0	0
0215 - 0230	0	0	0	0	0	0	0	0
0230 - 0245	0	0	0	0	0	0	0	0
0245 - 0300	0	0	0	0	0	0	0	0
Hourly Total	0	0	0	0	0	0	0	0
Hourly Average	0.00	0.00	0.00	0.00	0.00	0.00	0.00	0.00
0300 - 0315	0	0	0	0	1	0	0	0
0315 - 0330	0	0	0	0	0	0	0	0
0330 - 0345	0	0	1	0	0	1	0	0
0345 - 0400	0	0	0	0	0	0	0	0
Hourly Total	0	0	1	0	1	1	0	0
Hourly Average	0.00	0.00	0.25	0.00	0.25	0.25	0.00	0.00
0400 - 0415	0	0	0	0	0	0	0	0
0415 - 0430	0	0	0	0	0	0	0	0
0430 - 0445	0	0	0	0	0	0	0	0
0445 - 0500	0	0	0	0	0	0	0	0
Hourly Total	0	0	0	0	0	0	0	0
Hourly Average	0.00	0.00	0.00	0.00	0.00	0.00	0.00	0.00
0500 - 0515	0	0	0	0	1	0	0	0
0515 - 0530	0	0	0	0	1	0	0	0
0530 - 0545	0	0	0	0	0	1	0	0
0545 - 0600	0	0	0	0	0	0	0	0
Hourly Total	0	0	0	0	2	1	0	0
Hourly Average	0.00	0.00	0.00	0.00	0.50	0.25	0.00	0.00
0600 - 0615	0	0	2	0	0	0	0	0
0615 - 0630	0	0	4	0	0	0	1	1
0630 - 0645	0	0	4	0	0	1	2	0
0645 - 0700	0	0	2	0	1	1	0	0
Hourly Total	0	0	12	0	1	2	3	1
Hourly Average	0.00	0.00	3.00	0.00	0.25	0.50	0.75	0.25
0700 - 0715	0	0	4	0	4	19	0	0
0715 - 0730	0	0	2	0	4	2	0	0
0730 - 0745	1	0	7	0	5	0	0	0
0745 - 0800	0	0	8	0	13	0	1	0
Hourly Total	1	0	21	0	26	21	1	0
Hourly Average	0.25	0.00	5.25	0.00	6.50	5.25	0.25	0.00
0800 - 0815	0	0	7	0	5	2	0	0
0815 - 0830	0	0	6	0	11	2	0	0
0830 - 0845	0	0	13	0	7	2	1	0
0845 - 0900	0	0	15	0	15	0	0	0
Hourly Total	0	0	41	0	38	6	1	0
Hourly Average	0.00	0.00	10.25	0.00	9.50	1.50	0.25	0.00
0900 - 0915	0	0	25	0	12	0	0	0
0915 - 0930	0	0	22	0	13	2	0	0

0930 - 0945	0	0	18	0	10	2	0	0
0945 - 1000	0	0	25	0	11	1	1	0
Hourly Total	0	0	90	0	46	5	1	0
Hourly Average	0.00	0.00	22.50	0.00	11.50	1.25	0.25	0.00
1000 - 1015	0	1	23	0	10	2	0	0
1015 - 1030	0	0	32	1	7	6	1	0
1030 - 1045	0	0	18	0	12	1	0	0
1045 - 1100	0	0	25	0	7	1	0	0
Hourly Total	0	1	98	1	36	10	1	0
Hourly Average	0.00	0.25	24.50	0.25	9.00	2.50	0.25	0.00
1100 - 1115	0	0	31	1	7	0	1	0
1115 - 1130	0	0	27	0	8	2	0	0
1130 - 1145	0	0	25	0	5	0	0	0
1145 - 1200	0	0	40	1	10	0	0	0
Hourly Total	0	0	123	2	30	2	1	0
Hourly Average	0.00	0.00	30.75	0.50	7.50	0.50	0.25	0.00
1200 - 1215	0	0	34	0	9	1	0	0
1215 - 1230	0	1	33	0	7	0	0	0
1230 - 1245	0	1	31	0	7	1	0	0
1245 - 1300	0	0	35	0	6	2	1	0
Hourly Total	0	2	133	0	29	4	1	0
Hourly Average	0.00	0.50	33.25	0.00	7.25	1.00	0.25	0.00
1300 - 1315	0	1	35	0	5	0	1	0
1315 - 1330	0	0	22	0	3	2	0	0
1330 - 1345	0	0	28	0	5	0	2	0
1345 - 1400	0	0	36	0	6	0	0	0
Hourly Total	0	1	121	0	19	2	3	0
Hourly Average	0.00	0.25	30.25	0.00	4.75	0.50	0.75	0.00
1400 - 1415	0	1	31	0	7	0	1	0
1415 - 1430	0	2	27	0	4	1	0	0
1430 - 1445	0	0	32	0	9	0	2	0
1445 - 1500	0	0	23	0	7	0	0	1
Hourly Total	0	3	113	0	27	1	3	1
Hourly Average	0.00	0.75	28.25	0.00	6.75	0.25	0.75	0.25
1500 - 1515	0	0	25	0	9	0	0	0
1515 - 1530	0	0	34	1	15	0	0	0
1530 - 1545	0	0	27	0	7	1	0	0
1545 - 1600	0	0	20	0	10	0	0	0
Hourly Total	0	0	106	1	41	1	0	0
Hourly Average	0.00	0.00	26.50	0.25	10.25	0.25	0.00	0.00
1600 - 1615	0	0	29	0	5	0	1	0
1615 - 1630	0	0	34	0	1	0	1	0
1630 - 1645	0	0	25	0	9	0	0	0
1645 - 1700	0	0	18	0	5	0	0	0
Hourly Total	0	0	106	0	20	0	2	0
Hourly Average	0.00	0.00	26.50	0.00	5.00	0.00	0.50	0.00
1700 - 1715	0	0	34	0	4	0	0	0
1715 - 1730	0	0	24	0	4	0	0	0
1730 - 1745	0	0	20	0	2	0	0	0
1745 - 1800	0	0	13	1	3	0	0	0
Hourly Total	0	0	91	1	13	0	0	0
Hourly Average	0.00	0.00	22.75	0.25	3.25	0.00	0.00	0.00
1800 - 1815	0	0	15	0	1	0	0	0
1815 - 1830	0	0	16	0	1	0	0	0
1830 - 1845	0	0	7	0	2	0	0	0
1845 - 1900	0	0	7	0	2	0	0	0
Hourly Total	0	0	45	0	6	0	0	0
Hourly Average	0.00	0.00	11.25	0.00	1.50	0.00	0.00	0.00
1900 - 1915	0	0	7	0	0	0	0	0
1915 - 1930	0	0	4	0	1	0	0	0
1930 - 1945	0	0	2	0	1	0	0	0
1945 - 2000	0	0	7	0	0	0	0	0
Hourly Total	0	0	20	0	2	0	0	0
Hourly Average	0.00	0.00	5.00	0.00	0.50	0.00	0.00	0.00
2000 - 2015	0	0	5	0	0	0	0	0
2015 - 2030	0	0	6	0	0	0	0	0
2030 - 2045	0	0	5	0	0	0	0	0
2045 - 2100	0	0	3	0	0	0	0	0
Hourly Total	0	0	19	0	0	0	0	0
Hourly Average	0.00	0.00	4.75	0.00	0.00	0.00	0.00	0.00
2100 - 2115	0	0	2	0	0	0	0	0
2115 - 2130	0	0	0	0	0	0	0	0
2130 - 2145	0	0	1	0	0	0	0	0
2145 - 2200	0	0	2	0	1	0	0	0
Hourly Total	0	0	5	0	1	0	0	0
Hourly Average	0.00	0.00	1.25	0.00	0.25	0.00	0.00	0.00
2200 - 2215	0	0	3	0	1	0	0	0
2215 - 2230	0	1	1	0	0	0	0	0
2230 - 2245	0	0	1	0	0	0	0	0
2245 - 2300	0	0	0	0	1	0	0	0
Hourly Total	0	1	5	0	2	0	0	0
Hourly Average	0.00	0.25	1.25	0.00	0.50	0.00	0.00	0.00
2300 - 2315	0	0	1	0	0	0	0	0

2315 - 2330	0	0	14	0	0	0	0	0
2330 - 2345	0	0	3	0	0	0	0	0
2345 - 0000	0	0	0	0	0	0	0	0
Hourly Total	0	0	18	0	0	0	0	0
Hourly Average	0.00	0.00	4.50	0.00	0.00	0.00	0.00	0.00

Session Total	1	8	1170	5	341	56	17	2
Session Average	0.01	0.08	12.19	0.05	3.55	0.58	0.18	0.02

Date
Thursday 25 April 2019

Weather
Sunny Intervals
Temp: 12°C

0000 - 2400 (Thursday 24H Session)

TIME	Movement 7.1: Left from Gilbey Road to A180 (East)							
	P/CYCLE	M/CYCLE	CAR	TAXI	LGV	OGV1	OGV2	BUS/COACH
0000 - 0015	0	0	0	0	0	0	0	0
0015 - 0030	0	0	0	0	0	0	0	0
0030 - 0045	0	0	1	0	0	0	0	0
0045 - 0100	0	0	0	0	0	0	0	0
Hourly Total	0	0	1	0	0	0	0	0
Hourly Average	0.00	0.00	0.25	0.00	0.00	0.00	0.00	0.00
0100 - 0115	0	0	1	0	0	0	0	0
0115 - 0130	0	0	0	0	0	0	0	0
0130 - 0145	0	0	0	0	0	0	0	0
0145 - 0200	0	0	0	0	0	0	0	0
Hourly Total	0	0	1	0	0	0	0	0
Hourly Average	0.00	0.00	0.25	0.00	0.00	0.00	0.00	0.00
0200 - 0215	0	0	3	0	0	0	0	0
0215 - 0230	0	0	0	0	0	0	0	0
0230 - 0245	0	0	0	0	0	0	0	0
0245 - 0300	0	0	0	0	0	0	0	0
Hourly Total	0	0	3	0	0	0	0	0
Hourly Average	0.00	0.00	0.75	0.00	0.00	0.00	0.00	0.00
0300 - 0315	0	0	0	0	0	0	0	0
0315 - 0330	0	0	0	0	1	0	0	0
0330 - 0345	0	0	0	0	1	1	0	0
0345 - 0400	0	0	0	0	1	0	0	0
Hourly Total	0	0	0	0	3	1	0	0
Hourly Average	0.00	0.00	0.00	0.00	0.75	0.25	0.00	0.00
0400 - 0415	0	0	0	0	1	0	0	0
0415 - 0430	0	0	0	0	0	2	0	0
0430 - 0445	0	0	0	0	0	0	0	0
0445 - 0500	0	0	0	0	1	0	0	0
Hourly Total	0	0	0	0	2	2	0	0
Hourly Average	0.00	0.00	0.00	0.00	0.50	0.50	0.00	0.00
0500 - 0515	0	0	1	0	0	0	0	0
0515 - 0530	0	0	1	0	1	0	0	0
0530 - 0545	0	0	0	0	1	0	1	0
0545 - 0600	0	0	0	0	1	0	0	0
Hourly Total	0	0	2	0	3	0	1	0
Hourly Average	0.00	0.00	0.50	0.00	0.75	0.00	0.25	0.00
0600 - 0615	0	0	1	0	0	1	0	0
0615 - 0630	0	0	1	0	0	1	1	0
0630 - 0645	0	0	3	0	0	0	0	0
0645 - 0700	0	0	5	0	2	2	0	0
Hourly Total	0	0	10	0	2	4	1	0
Hourly Average	0.00	0.00	2.50	0.00	0.50	1.00	0.25	0.00
0700 - 0715	0	0	11	0	4	18	0	0
0715 - 0730	0	0	8	0	4	1	1	0
0730 - 0745	0	0	4	0	12	0	0	0
0745 - 0800	0	0	6	0	7	1	1	0
Hourly Total	0	0	29	0	27	20	2	0
Hourly Average	0.00	0.00	7.25	0.00	6.75	5.00	0.50	0.00
0800 - 0815	0	0	10	0	10	3	0	0
0815 - 0830	0	0	8	1	9	2	0	0
0830 - 0845	0	0	6	0	11	1	1	1
0845 - 0900	0	0	7	0	12	0	2	0
Hourly Total	0	0	31	1	42	6	3	1
Hourly Average	0.00	0.00	7.75	0.25	10.50	1.50	0.75	0.25
0900 - 0915	0	0	21	0	7	0	0	0
0915 - 0930	0	0	21	0	13	2	0	0
0930 - 0945	0	0	25	0	14	0	0	0
0945 - 1000	0	0	25	0	6	0	0	0
Hourly Total	0	0	92	0	40	2	0	0
Hourly Average	0.00	0.00	23.00	0.00	10.00	0.50	0.00	0.00
1000 - 1015	0	0	13	2	10	3	1	0
1015 - 1030	0	0	23	0	16	8	1	0

1030 - 1045	0	0	29	0	12	2	0	0
1045 - 1100	0	1	31	0	11	3	0	0
Hourly Total	0	1	96	2	49	16	2	0
Hourly Average	0.00	0.25	24.00	0.50	12.25	4.00	0.50	0.00
1100 - 1115	0	0	25	0	1	0	2	0
1115 - 1130	0	0	25	0	10	0	2	0
1130 - 1145	0	0	16	0	7	0	3	0
1145 - 1200	0	0	16	0	10	0	0	0
Hourly Total	0	0	82	0	28	0	7	0
Hourly Average	0.00	0.00	20.50	0.00	7.00	0.00	1.75	0.00
1200 - 1215	0	0	31	0	6	0	0	0
1215 - 1230	0	0	27	0	10	0	0	0
1230 - 1245	0	0	23	0	5	1	0	0
1245 - 1300	0	0	22	1	4	1	0	0
Hourly Total	0	0	103	1	25	2	0	0
Hourly Average	0.00	0.00	25.75	0.25	6.25	0.50	0.00	0.00
1300 - 1315	0	0	19	0	8	0	0	0
1315 - 1330	0	0	18	0	3	1	0	0
1330 - 1345	0	0	24	0	17	1	0	0
1345 - 1400	0	0	29	0	9	1	1	0
Hourly Total	0	0	90	0	37	3	1	0
Hourly Average	0.00	0.00	22.50	0.00	9.25	0.75	0.25	0.00
1400 - 1415	0	0	13	0	4	0	1	0
1415 - 1430	0	0	29	0	7	1	0	0
1430 - 1445	0	1	34	0	4	0	0	0
1445 - 1500	0	0	20	0	14	0	0	0
Hourly Total	0	1	96	0	29	1	1	0
Hourly Average	0.00	0.25	24.00	0.00	7.25	0.25	0.25	0.00
1500 - 1515	0	0	27	0	5	1	0	0
1515 - 1530	0	0	17	0	6	1	0	0
1530 - 1545	0	0	23	0	7	0	0	0
1545 - 1600	0	0	31	0	14	0	0	0
Hourly Total	0	0	98	0	32	2	0	0
Hourly Average	0.00	0.00	24.50	0.00	8.00	0.50	0.00	0.00
1600 - 1615	0	0	17	0	2	1	0	0
1615 - 1630	0	0	26	0	5	0	1	0
1630 - 1645	0	0	37	0	7	0	0	0
1645 - 1700	0	1	24	0	9	0	0	0
Hourly Total	0	1	104	0	23	1	1	0
Hourly Average	0.00	0.25	26.00	0.00	5.75	0.25	0.25	0.00
1700 - 1715	0	2	26	0	4	0	0	0
1715 - 1730	0	0	13	0	3	0	0	0
1730 - 1745	0	0	16	0	5	0	0	0
1745 - 1800	0	0	2	0	3	0	0	0
Hourly Total	0	2	57	0	15	0	0	0
Hourly Average	0.00	0.50	14.25	0.00	3.75	0.00	0.00	0.00
1800 - 1815	0	0	23	0	1	0	0	0
1815 - 1830	0	0	15	0	0	0	1	0
1830 - 1845	0	0	7	0	1	0	0	0
1845 - 1900	0	0	8	1	2	0	0	0
Hourly Total	0	0	53	1	4	0	1	0
Hourly Average	0.00	0.00	13.25	0.25	1.00	0.00	0.25	0.00
1900 - 1915	0	0	11	1	0	0	0	0
1915 - 1930	0	0	9	0	0	0	0	0
1930 - 1945	0	0	8	0	0	0	0	0
1945 - 2000	0	0	5	2	0	0	0	0
Hourly Total	0	0	33	3	0	0	0	0
Hourly Average	0.00	0.00	8.25	0.75	0.00	0.00	0.00	0.00
2000 - 2015	0	0	3	2	0	0	0	0
2015 - 2030	0	0	4	0	0	0	0	0
2030 - 2045	0	0	1	0	0	0	0	0
2045 - 2100	0	0	0	0	0	0	0	0
Hourly Total	0	0	8	2	0	0	0	0
Hourly Average	0.00	0.00	2.00	0.50	0.00	0.00	0.00	0.00
2100 - 2115	0	0	0	0	0	0	0	0
2115 - 2130	0	0	2	0	0	0	0	0
2130 - 2145	0	0	0	0	0	0	0	0
2145 - 2200	0	0	1	0	0	0	0	0
Hourly Total	0	0	3	0	0	0	0	0
Hourly Average	0.00	0.00	0.75	0.00	0.00	0.00	0.00	0.00
2200 - 2215	0	0	7	0	0	0	0	0
2215 - 2230	0	0	0	0	0	0	0	0
2230 - 2245	0	0	1	0	0	0	0	0
2245 - 2300	0	0	0	0	0	0	0	0
Hourly Total	0	0	8	0	0	0	0	0
Hourly Average	0.00	0.00	2.00	0.00	0.00	0.00	0.00	0.00
2300 - 2315	0	0	1	0	0	0	0	0
2315 - 2330	0	0	2	0	0	0	0	0
2330 - 2345	0	0	0	0	0	0	0	0
2345 - 0000	0	0	0	0	0	0	0	0
Hourly Total	0	0	3	0	0	0	0	0
Hourly Average	0.00	0.00	0.75	0.00	0.00	0.00	0.00	0.00

Session Total	0	5	1003	10	361	60	20	1
Session Average	0.00	0.05	10.45	0.10	3.76	0.63	0.21	0.01

Original Data	
TOTAL	PCU TOTAL
0	0.00
0	0.00
1	1.00
2	2.00
3	3.00
0.75	0.75
0	0.00
0	0.00
0	0.00
0	0.00
0	0.00
0.00	0.00
0	0.00
0	0.00
0	0.00
0	0.00
0	0.00
0.00	0.00
1	1.00
0	0.00
2	2.50
0	0.00
3	3.50
0.75	0.88
0	0.00
0	0.00
0	0.00
0	0.00
0	0.00
0.00	0.00
1	1.00
1	1.00
1	1.50
0	0.00
3	3.50
0.75	0.88
2	2.00
6	8.30
7	10.10
4	4.50
19	24.90
4.75	6.23
27	36.50
8	9.00
13	12.20
22	23.30
70	81.00
17.50	20.25
14	15.00
19	20.00
23	25.30
30	30.00
86	90.30
21.50	22.58
37	37.00
37	38.00

30	31.00
38	39.80
142	145.80
35.50	36.45
36	36.40
47	51.30
31	31.50
33	33.50
147	152.70
36.75	38.18
40	41.30
37	38.00
30	30.00
51	51.00
158	160.30
39.50	40.08
44	44.50
41	40.40
40	39.90
44	46.30
169	171.10
42.25	42.78
42	42.70
27	28.00
35	37.60
42	42.00
146	150.30
36.50	37.58
40	40.70
34	33.30
43	45.60
31	32.00
148	151.60
37.00	37.90
34	34.00
50	50.00
35	35.50
30	30.00
149	149.50
37.25	37.38
35	36.30
36	37.30
34	34.00
23	23.00
128	130.60
32.00	32.65
38	38.00
28	28.00
22	22.00
17	17.00
105	105.00
26.25	26.25
16	16.00
17	17.00
9	9.00
9	9.00
51	51.00
12.75	12.75
7	7.00
5	5.00
3	3.00
7	7.00
22	22.00
5.50	5.50
5	5.00
6	6.00
5	5.00
3	3.00
19	19.00
4.75	4.75
2	2.00
0	0.00
1	1.00
3	3.00
6	6.00
1.50	1.50
4	4.00
2	1.40
1	1.00
1	1.00
8	7.40
2.00	1.85
1	1.00

14	14.00
3	3.00
0	0.00
18	18.00
4.50	4.50

1600	1646.50
16.67	17.15

Original Data	
TOTAL	PCU TOTAL
0	0.00
0	0.00
1	1.00
0	0.00
1	1.00
0.25	0.25
1	1.00
0	0.00
0	0.00
0	0.00
1	1.00
0.25	0.25
3	3.00
0	0.00
0	0.00
0	0.00
3	3.00
0.75	0.75
0	0.00
1	1.00
2	2.50
1	1.00
4	4.50
1.00	1.13
1	1.00
2	3.00
0	0.00
1	1.00
4	5.00
1.00	1.25
1	1.00
2	2.00
2	3.30
1	1.00
6	7.30
1.50	1.83
2	2.50
3	4.80
3	3.00
9	10.00
17	20.30
4.25	5.08
33	42.00
14	15.80
16	16.00
15	16.80
78	90.60
19.50	22.65
23	24.50
20	21.00
20	22.80
21	23.60
84	91.90
21.00	22.98
28	28.00
36	37.00
39	39.00
31	31.00
134	135.00
33.50	33.75
29	31.80
48	53.30

43	44.00
46	46.90
166	176.00
41.50	44.00
28	30.60
37	39.60
26	29.90
26	26.00
117	126.10
29.25	31.53
37	37.00
37	37.00
29	29.50
28	28.50
131	132.00
32.75	33.00
27	27.00
22	22.50
42	42.50
40	41.80
131	133.80
32.75	33.45
18	19.30
37	37.50
39	38.40
34	34.00
128	129.20
32.00	32.30
33	33.50
24	24.50
30	30.00
45	45.00
132	133.00
33.00	33.25
20	20.50
32	33.30
44	44.00
34	33.40
130	131.20
32.50	32.80
32	30.80
16	16.00
21	21.00
5	5.00
74	72.80
18.50	18.20
24	24.00
16	17.30
8	8.00
11	11.00
59	60.30
14.75	15.08
12	12.00
9	9.00
8	8.00
7	7.00
36	36.00
9.00	9.00
5	5.00
4	4.00
1	1.00
0	0.00
10	10.00
2.50	2.50
0	0.00
2	2.00
0	0.00
1	1.00
3	3.00
0.75	0.75
7	7.00
0	0.00
1	1.00
0	0.00
8	8.00
2.00	2.00
1	1.00
2	2.00
0	0.00
0	0.00
3	3.00
0.75	0.75

1460	1514.00
15.21	15.77

Immingham, Lincolnshire
Classified Junction Count

Site 7 of 9
Gilbey Road
A180 (East)
Estate Road 2
A180 (West)
Estate Road No 1

Lat/Long
lat 53.578141° lon -0.109031°

Date
Wednesday 24 April 2019

Weather
Sunny Intervals
Temp: 15°C

0000 - 2400 (Wednesday 24H Session)

Movement 7.2: Westbound from Gilbey Road to Estate Road 2								
TIME	P/CYCLE	M/CYCLE	CAR	TAXI	LGV	OGV1	OGV2	BUS/COACH
0000 - 0015	0	0	0	0	0	0	0	0
0015 - 0030	0	0	0	0	0	0	0	0
0030 - 0045	0	0	0	0	0	0	0	0
0045 - 0100	0	0	0	0	0	0	0	0
Hourly Total	0	0	0	0	0	0	0	0
Hourly Average	0.00	0.00	0.00	0.00	0.00	0.00	0.00	0.00
0100 - 0115	0	0	0	0	0	0	0	0
0115 - 0130	0	0	0	0	0	0	0	0
0130 - 0145	0	0	0	0	0	0	0	0
0145 - 0200	0	0	0	0	0	0	0	0
Hourly Total	0	0	0	0	0	0	0	0
Hourly Average	0.00	0.00	0.00	0.00	0.00	0.00	0.00	0.00
0200 - 0215	0	0	1	0	0	0	0	0
0215 - 0230	0	0	0	0	0	0	0	0
0230 - 0245	0	0	0	0	0	0	0	0
0245 - 0300	0	0	0	0	0	0	0	0
Hourly Total	0	0	1	0	0	0	0	0
Hourly Average	0.00	0.00	0.25	0.00	0.00	0.00	0.00	0.00
0300 - 0315	0	0	0	0	0	0	0	0
0315 - 0330	0	0	0	0	0	0	0	0
0330 - 0345	0	0	0	0	0	0	0	0
0345 - 0400	0	0	0	0	0	0	0	0
Hourly Total	0	0	0	0	0	0	0	0
Hourly Average	0.00	0.00	0.00	0.00	0.00	0.00	0.00	0.00
0400 - 0415	0	0	0	0	0	0	1	0
0415 - 0430	0	0	0	0	0	0	0	0
0430 - 0445	0	0	0	0	0	0	0	0
0445 - 0500	0	0	0	0	0	0	0	0
Hourly Total	0	0	0	0	0	0	1	0
Hourly Average	0.00	0.00	0.00	0.00	0.00	0.00	0.25	0.00
0500 - 0515	0	0	0	0	0	0	0	0
0515 - 0530	0	0	0	0	0	0	1	0
0530 - 0545	0	0	1	0	0	0	0	0
0545 - 0600	0	0	1	0	0	1	1	0
Hourly Total	0	0	2	0	0	1	2	0
Hourly Average	0.00	0.00	0.50	0.00	0.00	0.25	0.50	0.00
0600 - 0615	0	0	0	0	0	0	0	0
0615 - 0630	0	0	0	0	1	0	0	0
0630 - 0645	0	0	2	0	0	0	0	0
0645 - 0700	0	0	1	0	1	0	0	0
Hourly Total	0	0	3	0	2	0	0	0
Hourly Average	0.00	0.00	0.75	0.00	0.50	0.00	0.00	0.00
0700 - 0715	0	0	1	0	1	0	0	0
0715 - 0730	0	0	3	0	4	1	0	0
0730 - 0745	0	0	4	0	2	0	2	0
0745 - 0800	0	0	2	0	2	1	2	0
Hourly Total	0	0	10	0	9	2	4	0
Hourly Average	0.00	0.00	2.50	0.00	2.25	0.50	1.00	0.00
0800 - 0815	0	0	4	0	2	1	0	0
0815 - 0830	0	0	4	0	2	0	0	0
0830 - 0845	0	0	4	0	3	0	0	0
0845 - 0900	0	0	3	0	4	1	0	0
Hourly Total	0	0	15	0	11	2	0	0
Hourly Average	0.00	0.00	3.75	0.00	2.75	0.50	0.00	0.00
0900 - 0915	0	0	2	0	3	1	0	0
0915 - 0930	0	0	5	0	2	0	0	0

2315 - 2330	0	0	0	0	0	0	0	0
2330 - 2345	0	0	0	0	0	0	0	0
2345 - 0000	0	0	0	0	0	0	0	0
Hourly Total	0	0	0	0	0	0	0	0
Hourly Average	0.00	0.00	0.00	0.00	0.00	0.00	0.00	0.00

Session Total	0	0	237	0	110	23	13	0
Session Average	0.00	0.00	2.47	0.00	1.15	0.24	0.14	0.00

Date
Thursday 25 April 2019

Weather
Sunny Intervals
Temp: 12°C

0000 - 2400 (Thursday 24H Session)

TIME	Movement 7.2: Westbound from Gilbey Road to Estate Road 2							
	P/CYCLE	M/CYCLE	CAR	TAXI	LGV	OGV1	OGV2	BUS/COACH
0000 - 0015	0	0	0	0	0	0	0	0
0015 - 0030	0	0	0	0	0	0	0	0
0030 - 0045	0	0	0	0	0	0	0	0
0045 - 0100	0	0	0	0	0	0	0	0
Hourly Total	0	0	0	0	0	0	0	0
Hourly Average	0.00	0.00	0.00	0.00	0.00	0.00	0.00	0.00
0100 - 0115	0	0	0	0	0	0	0	0
0115 - 0130	0	0	0	0	0	0	0	0
0130 - 0145	0	0	0	0	0	0	0	0
0145 - 0200	0	0	0	0	0	0	0	0
Hourly Total	0	0	0	0	0	0	0	0
Hourly Average	0.00	0.00	0.00	0.00	0.00	0.00	0.00	0.00
0200 - 0215	0	0	0	0	0	0	0	0
0215 - 0230	0	0	0	0	0	0	0	0
0230 - 0245	0	0	0	0	0	0	0	0
0245 - 0300	0	0	0	0	0	0	0	0
Hourly Total	0	0	0	0	0	0	0	0
Hourly Average	0.00	0.00	0.00	0.00	0.00	0.00	0.00	0.00
0300 - 0315	0	0	0	0	0	0	0	0
0315 - 0330	0	0	0	0	0	0	0	0
0330 - 0345	0	0	0	0	0	0	0	0
0345 - 0400	0	0	0	0	0	0	0	0
Hourly Total	0	0	0	0	0	0	0	0
Hourly Average	0.00	0.00	0.00	0.00	0.00	0.00	0.00	0.00
0400 - 0415	0	0	0	0	0	0	0	0
0415 - 0430	0	0	0	0	0	1	0	0
0430 - 0445	0	0	0	0	0	0	0	0
0445 - 0500	0	0	0	0	0	0	0	0
Hourly Total	0	0	0	0	0	1	0	0
Hourly Average	0.00	0.00	0.00	0.00	0.00	0.25	0.00	0.00
0500 - 0515	0	0	0	0	0	0	0	0
0515 - 0530	0	0	0	0	0	0	0	0
0530 - 0545	0	0	0	0	0	0	0	0
0545 - 0600	0	0	0	0	0	0	1	0
Hourly Total	0	0	0	0	0	0	1	0
Hourly Average	0.00	0.00	0.00	0.00	0.00	0.00	0.25	0.00
0600 - 0615	0	0	0	0	0	0	0	0
0615 - 0630	0	0	1	0	0	0	0	0
0630 - 0645	0	0	0	0	0	0	0	0
0645 - 0700	0	0	0	0	0	1	0	0
Hourly Total	0	0	1	0	0	1	0	0
Hourly Average	0.00	0.00	0.25	0.00	0.00	0.25	0.00	0.00
0700 - 0715	0	0	0	0	0	0	0	0
0715 - 0730	0	0	0	0	2	0	1	0
0730 - 0745	0	0	2	0	1	0	1	0
0745 - 0800	0	0	3	0	1	0	0	0
Hourly Total	0	0	5	0	4	0	2	0
Hourly Average	0.00	0.00	1.25	0.00	1.00	0.00	0.50	0.00
0800 - 0815	0	0	2	0	6	0	0	0
0815 - 0830	0	0	4	0	2	1	1	0
0830 - 0845	0	0	2	0	1	2	0	0
0845 - 0900	0	0	6	0	2	1	0	0
Hourly Total	0	0	14	0	11	4	1	0
Hourly Average	0.00	0.00	3.50	0.00	2.75	1.00	0.25	0.00
0900 - 0915	0	0	3	0	4	1	1	0
0915 - 0930	0	0	4	0	3	0	0	0
0930 - 0945	0	0	1	0	5	0	0	0
0945 - 1000	0	0	2	0	2	4	0	0
Hourly Total	0	0	10	0	14	5	1	0
Hourly Average	0.00	0.00	2.50	0.00	3.50	1.25	0.25	0.00
1000 - 1015	0	0	6	0	2	0	0	0
1015 - 1030	0	0	3	0	2	1	0	0

Session Total	0	0	126	0	93	20	16	1
Session Average	0.00	0.00	1.31	0.00	0.97	0.21	0.17	0.01

Original Data	
TOTAL	PCU TOTAL
0	0.00
0	0.00
0	0.00
0	0.00
0	0.00
0.00	0.00
0	0.00
0	0.00
0	0.00
0	0.00
0	0.00
0	0.00
0.00	0.00
1	1.00
0	0.00
0	0.00
0	0.00
1	1.00
0.25	0.25
0	0.00
0	0.00
0	0.00
0	0.00
0	0.00
0.00	0.00
1	2.30
0	0.00
0	0.00
0	0.00
1	2.30
0.25	0.58
0	0.00
1	2.30
1	1.00
3	4.80
5	8.10
1.25	2.03
0	0.00
1	1.00
2	2.00
2	2.00
5	5.00
1.25	1.25
2	2.00
8	8.50
8	10.60
7	10.10
25	31.20
6.25	7.80
7	7.50
6	6.00
7	7.00
8	8.50
28	29.00
7.00	7.25
6	6.50
7	7.00

0	0.00
0	0.00
0	0.00
0	0.00
0.00	0.00

383	411.40
3.99	4.29

Original Data	
TOTAL	PCU TOTAL
0	0.00
0	0.00
0	0.00
0	0.00
0	0.00
0.00	0.00
0	0.00
0	0.00
0	0.00
0	0.00
0	0.00
0.00	0.00
0	0.00
0	0.00
0	0.00
0	0.00
0	0.00
0	0.00
0	0.00
0.00	0.00
0	0.00
0	0.00
0	0.00
0	0.00
0	0.00
0	0.00
0	0.00
0	0.00
0	0.00
1	1.50
0	0.00
0	0.00
1	1.50
0.25	0.38
0	0.00
0	0.00
0	0.00
1	2.30
1	2.30
0.25	0.58
0	0.00
1	1.00
0	0.00
1	1.50
2	2.50
0.50	0.63
0	0.00
3	4.30
4	5.30
4	4.00
11	13.60
2.75	3.40
8	8.00
8	9.80
5	6.00
9	9.50
30	33.30
7.50	8.33
9	10.80
7	7.00
6	6.00
8	10.00
30	33.80
7.50	8.45
8	8.00
6	6.50

256	287.80
2.67	3.00

Immingham, Lincolnshire
Classified Junction Count

Site 7 of 9
Gilbey Road
A180 (East)
Estate Road 2
A180 (West)
Estate Road No 1

Lat/Long
lat 53.578141° lon -0.109031°

Date
Wednesday 24 April 2019

Weather
Sunny Intervals
Temp: 15°C

0000 - 2400 (Wednesday 24H Session)

TIME	Movement 7.3: Right from Gilbey Road to A180 (West)							
	P/CYCLE	M/CYCLE	CAR	TAXI	LGV	OGV1	OGV2	BUS/COACH
0000 - 0015	0	0	0	0	0	0	0	0
0015 - 0030	0	0	0	0	0	0	0	0
0030 - 0045	0	0	0	0	0	0	0	0
0045 - 0100	0	0	0	0	0	0	0	0
Hourly Total	0	0	0	0	0	0	0	0
Hourly Average	0.00	0.00	0.00	0.00	0.00	0.00	0.00	0.00
0100 - 0115	0	0	0	0	0	0	0	0
0115 - 0130	0	0	0	0	0	0	0	0
0130 - 0145	0	0	0	0	0	0	0	0
0145 - 0200	0	0	0	0	0	0	0	0
Hourly Total	0	0	0	0	0	0	0	0
Hourly Average	0.00	0.00	0.00	0.00	0.00	0.00	0.00	0.00
0200 - 0215	0	0	1	0	0	0	1	0
0215 - 0230	0	0	0	0	0	0	0	0
0230 - 0245	0	0	0	0	0	0	0	0
0245 - 0300	0	0	0	0	0	0	0	0
Hourly Total	0	0	1	0	0	0	1	0
Hourly Average	0.00	0.00	0.25	0.00	0.00	0.00	0.25	0.00
0300 - 0315	0	0	1	0	0	0	0	0
0315 - 0330	0	0	0	0	0	0	0	0
0330 - 0345	0	0	1	0	0	0	1	0
0345 - 0400	0	0	0	0	0	0	0	0
Hourly Total	0	0	2	0	0	0	1	0
Hourly Average	0.00	0.00	0.50	0.00	0.00	0.00	0.25	0.00
0400 - 0415	0	0	0	0	0	0	0	0
0415 - 0430	0	0	0	1	0	1	1	0
0430 - 0445	0	0	0	0	0	1	0	0
0445 - 0500	0	0	0	0	1	0	0	0
Hourly Total	0	0	0	1	1	2	1	0
Hourly Average	0.00	0.00	0.00	0.25	0.25	0.50	0.25	0.00
0500 - 0515	0	0	0	0	1	0	0	0
0515 - 0530	0	0	0	0	0	0	0	0
0530 - 0545	0	0	1	0	1	0	1	0
0545 - 0600	0	0	1	0	1	0	1	0
Hourly Total	0	0	2	0	3	0	2	0
Hourly Average	0.00	0.00	0.50	0.00	0.75	0.00	0.50	0.00
0600 - 0615	0	0	1	0	1	0	2	0
0615 - 0630	0	0	1	0	1	3	0	0
0630 - 0645	0	0	4	0	1	0	3	0
0645 - 0700	0	0	3	0	1	3	1	0
Hourly Total	0	0	9	0	4	6	6	0
Hourly Average	0.00	0.00	2.25	0.00	1.00	1.50	1.50	0.00
0700 - 0715	0	0	2	0	2	4	6	0
0715 - 0730	0	0	7	0	7	0	3	0
0730 - 0745	0	0	6	0	5	1	3	0
0745 - 0800	0	0	4	0	4	0	3	0
Hourly Total	0	0	19	0	18	5	15	0
Hourly Average	0.00	0.00	4.75	0.00	4.50	1.25	3.75	0.00
0800 - 0815	0	0	7	1	9	4	2	0
0815 - 0830	0	0	8	0	4	0	9	0
0830 - 0845	0	0	7	0	6	2	5	0
0845 - 0900	0	0	8	0	8	2	7	0
Hourly Total	0	0	30	1	27	8	23	0
Hourly Average	0.00	0.00	7.50	0.25	6.75	2.00	5.75	0.00
0900 - 0915	0	0	4	0	5	2	1	0
0915 - 0930	0	0	9	1	4	0	6	0

2315 - 2330	0	0	1	0	1	0	0	0
2330 - 2345	0	0	0	0	0	0	0	0
2345 - 0000	0	0	0	0	0	0	0	0
Hourly Total	0	0	1	0	1	0	0	0
Hourly Average	0.00	0.00	0.25	0.00	0.25	0.00	0.00	0.00

Session Total	0	3	452	6	224	74	157	0
Session Average	0.00	0.03	4.71	0.06	2.33	0.77	1.64	0.00

Date
Thursday 25 April 2019

Weather
Sunny Intervals
Temp: 12°C

0000 - 2400 (Thursday 24H Session)

TIME	Movement 7.3: Right from Gilbey Road to A180 (West)							
	P/CYCLE	M/CYCLE	CAR	TAXI	LGV	OGV1	OGV2	BUS/COACH
0000 - 0015	0	0	0	0	0	0	0	0
0015 - 0030	0	0	0	0	0	0	0	0
0030 - 0045	0	0	0	0	0	0	0	0
0045 - 0100	0	0	0	0	0	0	0	0
Hourly Total	0	0	0	0	0	0	0	0
Hourly Average	0.00	0.00	0.00	0.00	0.00	0.00	0.00	0.00
0100 - 0115	0	0	0	0	0	0	0	0
0115 - 0130	0	0	0	0	0	0	0	0
0130 - 0145	0	0	0	0	0	0	0	0
0145 - 0200	0	0	0	0	0	0	0	0
Hourly Total	0	0	0	0	0	0	0	0
Hourly Average	0.00	0.00	0.00	0.00	0.00	0.00	0.00	0.00
0200 - 0215	0	0	1	0	0	0	0	0
0215 - 0230	0	0	1	0	1	0	0	0
0230 - 0245	0	0	0	0	0	0	1	0
0245 - 0300	0	0	0	0	0	0	0	0
Hourly Total	0	0	2	0	1	0	1	0
Hourly Average	0.00	0.00	0.50	0.00	0.25	0.00	0.25	0.00
0300 - 0315	0	0	0	0	0	0	0	0
0315 - 0330	0	0	1	0	0	0	0	0
0330 - 0345	0	0	0	0	0	0	0	0
0345 - 0400	0	0	0	0	0	0	0	0
Hourly Total	0	0	1	0	0	0	0	0
Hourly Average	0.00	0.00	0.25	0.00	0.00	0.00	0.00	0.00
0400 - 0415	0	0	0	0	0	0	0	0
0415 - 0430	0	0	0	0	0	0	2	0
0430 - 0445	0	0	0	0	0	0	0	0
0445 - 0500	0	0	0	0	0	0	3	0
Hourly Total	0	0	0	0	0	0	5	0
Hourly Average	0.00	0.00	0.00	0.00	0.00	0.00	1.25	0.00
0500 - 0515	0	0	0	0	0	0	2	0
0515 - 0530	0	0	1	0	0	0	0	0
0530 - 0545	0	0	3	0	0	1	2	0
0545 - 0600	0	0	2	0	0	0	0	0
Hourly Total	0	0	6	0	0	1	4	0
Hourly Average	0.00	0.00	1.50	0.00	0.00	0.25	1.00	0.00
0600 - 0615	0	0	3	0	1	0	0	0
0615 - 0630	0	0	3	0	4	0	4	0
0630 - 0645	0	0	6	0	2	2	2	0
0645 - 0700	0	0	3	0	3	1	3	0
Hourly Total	0	0	15	0	10	3	9	0
Hourly Average	0.00	0.00	3.75	0.00	2.50	0.75	2.25	0.00
0700 - 0715	0	0	14	0	4	2	3	0
0715 - 0730	0	0	3	0	9	3	4	0
0730 - 0745	0	0	3	0	8	1	3	0
0745 - 0800	0	0	3	0	7	1	3	0
Hourly Total	0	0	23	0	28	7	13	0
Hourly Average	0.00	0.00	5.75	0.00	7.00	1.75	3.25	0.00
0800 - 0815	0	0	3	0	9	1	3	0
0815 - 0830	0	0	6	0	14	3	3	0
0830 - 0845	0	0	2	0	10	0	5	0
0845 - 0900	0	0	10	0	8	2	3	0
Hourly Total	0	0	21	0	41	6	14	0
Hourly Average	0.00	0.00	5.25	0.00	10.25	1.50	3.50	0.00
0900 - 0915	0	0	8	0	9	0	5	0
0915 - 0930	0	0	5	0	8	3	3	0
0930 - 0945	0	0	9	0	4	2	5	0
0945 - 1000	0	0	11	0	3	0	1	0
Hourly Total	0	0	33	0	24	5	14	0
Hourly Average	0.00	0.00	8.25	0.00	6.00	1.25	3.50	0.00
1000 - 1015	0	0	8	0	7	2	4	0
1015 - 1030	0	0	10	0	9	2	4	0

Session Total	0	4	570	8	291	71	177	0
Session Average	0.00	0.04	5.94	0.08	3.03	0.74	1.84	0.00

Original Data	
TOTAL	PCU TOTAL
0	0.00
0	0.00
0	0.00
0	0.00
0	0.00
0.00	0.00
0	0.00
0	0.00
0	0.00
0	0.00
0	0.00
0.00	0.00
2	3.30
0	0.00
0	0.00
0	0.00
2	3.30
0.50	0.83
1	1.00
0	0.00
2	3.30
0	0.00
3	4.30
0.75	1.08
0	0.00
3	4.80
1	1.50
1	1.00
5	7.30
1.25	1.83
1	1.00
0	0.00
3	4.30
3	4.30
7	9.60
1.75	2.40
4	6.60
5	6.50
8	11.90
8	10.80
25	35.80
6.25	8.95
14	23.80
17	20.90
15	19.40
11	14.90
57	79.00
14.25	19.75
23	27.60
21	32.70
20	27.50
25	35.10
89	122.90
22.25	30.73
12	14.30
20	27.80

18	22.10
21	30.00
71	94.20
17.75	23.55
17	19.50
18	21.60
13	14.80
16	20.90
64	76.80
16.00	19.20
15	22.50
21	26.70
19	19.00
24	29.90
79	98.10
19.75	24.53
21	23.60
16	23.80
16	18.60
24	28.60
77	94.60
19.25	23.65
15	16.80
24	33.00
26	32.90
19	22.90
84	105.60
21.00	26.40
22	34.70
16	19.10
18	25.00
20	23.90
76	102.70
19.00	25.68
17	20.10
16	17.80
17	20.90
15	16.80
65	75.60
16.25	18.90
20	25.70
19	19.10
19	22.90
18	19.30
76	87.00
19.00	21.75
23	26.30
20	26.50
24	24.50
11	12.30
78	89.60
19.50	22.40
11	14.90
6	6.00
7	8.30
5	6.30
29	35.50
7.25	8.88
6	8.60
2	2.00
4	4.00
4	5.30
16	19.90
4.00	4.98
3	3.00
1	1.00
1	1.00
0	0.00
5	5.00
1.25	1.25
2	2.00
2	2.50
0	0.00
0	0.00
4	4.50
1.00	1.13
2	2.00
0	0.00
0	0.00
0	0.00
2	2.00
0.50	0.50
0	0.00

2	2.00
0	0.00
0	0.00
2	2.00
0.50	0.50

916	1155.30
9.54	12.03

Original Data	
TOTAL	PCU TOTAL
0	0.00
0	0.00
0	0.00
0	0.00
0	0.00
0.00	0.00
0	0.00
0	0.00
0	0.00
0	0.00
0	0.00
0.00	0.00
1	1.00
2	2.00
1	2.30
0	0.00
4	5.30
1.00	1.33
0	0.00
1	1.00
0	0.00
0	0.00
1	1.00
0.25	0.25
0	0.00
2	4.60
0	0.00
3	6.90
5	11.50
1.25	2.88
2	4.60
1	1.00
6	9.10
2	2.00
11	16.70
2.75	4.18
4	4.00
11	16.20
12	15.60
10	14.40
37	50.20
9.25	12.55
23	27.90
19	25.70
15	19.40
14	18.40
71	91.40
17.75	22.85
16	20.40
26	31.40
17	23.50
23	27.90
82	103.20
20.50	25.80
22	28.50
19	24.40
20	27.50
15	16.30
76	96.70
19.00	24.18
21	27.20
25	31.20

1121	1384.20
11.68	14.42

Immingham, Lincolnshire
Classified Junction Count

Site 7 of 9
Gilbey Road
A180 (East)
Estate Road 2
A180 (West)
Estate Road No 1

Lat/Long
lat 53.578141° lon -0.109031°

Date
Wednesday 24 April 2019

Weather
Sunny Intervals
Temp: 15°C

0000 - 2400 (Wednesday 24H Session)

TIME	Movement 7.4: Right from Gilbey Road to Estate Road No 1							
	P/CYCLE	M/CYCLE	CAR	TAXI	LGV	OGV1	OGV2	BUS/COACH
0000 - 0015	0	0	0	0	0	0	0	0
0015 - 0030	0	0	0	0	0	0	0	0
0030 - 0045	0	0	0	0	0	0	0	0
0045 - 0100	0	0	0	0	0	0	0	0
Hourly Total	0	0	0	0	0	0	0	0
Hourly Average	0.00	0.00	0.00	0.00	0.00	0.00	0.00	0.00
0100 - 0115	0	0	0	0	0	0	0	0
0115 - 0130	0	0	0	0	0	0	0	0
0130 - 0145	0	0	0	0	0	0	0	0
0145 - 0200	0	0	0	0	0	0	0	0
Hourly Total	0	0	0	0	0	0	0	0
Hourly Average	0.00	0.00	0.00	0.00	0.00	0.00	0.00	0.00
0200 - 0215	0	0	0	0	0	0	0	0
0215 - 0230	0	0	0	0	0	0	0	0
0230 - 0245	0	0	0	0	0	0	0	0
0245 - 0300	0	0	0	0	0	0	0	0
Hourly Total	0	0	0	0	0	0	0	0
Hourly Average	0.00	0.00	0.00	0.00	0.00	0.00	0.00	0.00
0300 - 0315	0	0	0	0	0	0	0	0
0315 - 0330	0	0	0	0	0	0	0	0
0330 - 0345	0	0	0	0	0	0	0	0
0345 - 0400	0	0	0	0	0	0	0	0
Hourly Total	0	0	0	0	0	0	0	0
Hourly Average	0.00	0.00	0.00	0.00	0.00	0.00	0.00	0.00
0400 - 0415	0	0	0	0	0	0	0	0
0415 - 0430	0	0	0	0	0	0	0	0
0430 - 0445	0	0	0	0	0	0	0	0
0445 - 0500	0	0	0	0	0	0	0	0
Hourly Total	0	0	0	0	0	0	0	0
Hourly Average	0.00	0.00	0.00	0.00	0.00	0.00	0.00	0.00
0500 - 0515	0	0	0	0	0	0	0	0
0515 - 0530	0	0	0	0	0	0	0	0
0530 - 0545	0	0	1	0	0	0	0	0
0545 - 0600	0	0	0	0	0	0	0	0
Hourly Total	0	0	1	0	0	0	0	0
Hourly Average	0.00	0.00	0.25	0.00	0.00	0.00	0.00	0.00
0600 - 0615	0	0	0	0	0	0	0	0
0615 - 0630	0	0	0	0	0	0	0	0
0630 - 0645	0	0	2	0	0	0	0	0
0645 - 0700	0	0	1	0	1	0	0	0
Hourly Total	0	0	3	0	1	0	0	0
Hourly Average	0.00	0.00	0.75	0.00	0.25	0.00	0.00	0.00
0700 - 0715	0	0	1	0	1	0	0	0
0715 - 0730	0	0	2	0	3	0	0	0
0730 - 0745	0	0	3	0	2	0	0	0
0745 - 0800	0	0	1	0	1	0	0	0
Hourly Total	0	0	7	0	7	0	0	0
Hourly Average	0.00	0.00	1.75	0.00	1.75	0.00	0.00	0.00
0800 - 0815	0	0	3	0	1	0	0	0
0815 - 0830	0	0	3	0	1	0	0	0
0830 - 0845	0	0	3	0	2	0	0	0
0845 - 0900	0	0	2	0	3	0	0	0
Hourly Total	0	0	11	0	7	0	0	0
Hourly Average	0.00	0.00	2.75	0.00	1.75	0.00	0.00	0.00
0900 - 0915	0	0	1	0	2	0	0	0
0915 - 0930	0	0	4	0	2	0	0	0

2315 - 2330	0	0	0	0	0	0	0	0
2330 - 2345	0	0	0	0	0	0	0	0
2345 - 0000	0	0	0	0	0	0	0	0
Hourly Total	0	0	0	0	0	0	0	0
Hourly Average	0.00	0.00	0.00	0.00	0.00	0.00	0.00	0.00

Session Total	0	0	171	0	81	2	1	0
Session Average	0.00	0.00	1.78	0.00	0.84	0.02	0.01	0.00

Date
Thursday 25 April 2019

Weather
Sunny Intervals
Temp: 12°C

0000 - 2400 (Thursday 24H Session)

TIME	Movement 7.4: Right from Gilbey Road to Estate Road No 1							
	P/CYCLE	M/CYCLE	CAR	TAXI	LGV	OGV1	OGV2	BUS/COACH
0000 - 0015	0	0	0	0	0	0	0	0
0015 - 0030	0	0	0	0	0	0	0	0
0030 - 0045	0	0	0	0	0	0	0	0
0045 - 0100	0	0	0	0	0	0	0	0
Hourly Total	0	0	0	0	0	0	0	0
Hourly Average	0.00	0.00	0.00	0.00	0.00	0.00	0.00	0.00
0100 - 0115	0	0	0	0	0	0	0	0
0115 - 0130	0	0	0	0	0	0	0	0
0130 - 0145	0	0	0	0	0	0	0	0
0145 - 0200	0	0	0	0	0	0	0	0
Hourly Total	0	0	0	0	0	0	0	0
Hourly Average	0.00	0.00	0.00	0.00	0.00	0.00	0.00	0.00
0200 - 0215	0	0	0	0	0	0	0	0
0215 - 0230	0	0	0	0	0	0	0	0
0230 - 0245	0	0	0	0	0	0	0	0
0245 - 0300	0	0	0	0	0	0	0	0
Hourly Total	0	0	0	0	0	0	0	0
Hourly Average	0.00	0.00	0.00	0.00	0.00	0.00	0.00	0.00
0300 - 0315	0	0	0	0	0	0	0	0
0315 - 0330	0	0	0	0	0	0	0	0
0330 - 0345	0	0	0	0	0	0	0	0
0345 - 0400	0	0	0	0	0	0	0	0
Hourly Total	0	0	0	0	0	0	0	0
Hourly Average	0.00	0.00	0.00	0.00	0.00	0.00	0.00	0.00
0400 - 0415	0	0	0	0	0	0	0	0
0415 - 0430	0	0	0	0	0	0	0	0
0430 - 0445	0	0	0	0	0	0	0	0
0445 - 0500	0	0	0	0	0	0	0	0
Hourly Total	0	0	0	0	0	0	0	0
Hourly Average	0.00	0.00	0.00	0.00	0.00	0.00	0.00	0.00
0500 - 0515	0	0	0	0	0	0	0	0
0515 - 0530	0	0	0	0	0	0	0	0
0530 - 0545	0	0	0	0	0	0	0	0
0545 - 0600	0	0	0	0	0	0	0	0
Hourly Total	0	0	0	0	0	0	0	0
Hourly Average	0.00	0.00	0.00	0.00	0.00	0.00	0.00	0.00
0600 - 0615	0	0	0	0	0	0	0	0
0615 - 0630	0	0	0	0	0	0	0	0
0630 - 0645	0	0	0	0	0	0	0	0
0645 - 0700	0	0	0	0	0	0	0	0
Hourly Total	0	0	0	0	0	0	0	0
Hourly Average	0.00	0.00	0.00	0.00	0.00	0.00	0.00	0.00
0700 - 0715	0	0	2	0	0	0	0	0
0715 - 0730	0	0	0	0	0	0	0	0
0730 - 0745	0	0	1	0	0	0	0	0
0745 - 0800	0	0	1	0	0	0	0	0
Hourly Total	0	0	4	0	0	0	0	0
Hourly Average	0.00	0.00	1.00	0.00	0.00	0.00	0.00	0.00
0800 - 0815	0	0	2	0	2	0	0	0
0815 - 0830	0	0	1	0	0	0	0	0
0830 - 0845	0	0	0	0	1	0	0	0
0845 - 0900	0	0	0	0	1	0	0	0
Hourly Total	0	0	3	0	4	0	0	0
Hourly Average	0.00	0.00	0.75	0.00	1.00	0.00	0.00	0.00
0900 - 0915	0	0	4	0	1	0	1	0
0915 - 0930	0	0	0	0	0	1	0	0
0930 - 0945	0	0	1	0	0	0	0	0
0945 - 1000	0	0	0	0	2	0	0	0
Hourly Total	0	0	5	0	3	1	1	0
Hourly Average	0.00	0.00	1.25	0.00	0.75	0.25	0.25	0.00
1000 - 1015	0	0	1	0	1	0	0	0
1015 - 1030	0	0	0	0	1	0	0	0

Session Total	0	2	42	3	22	2	2	0
Session Average	0.00	0.02	0.44	0.03	0.23	0.02	0.02	0.00

4	4.00
5	5.00
18	18.00
4.50	4.50
5	5.00
5	5.00
5	5.00
4	4.00
19	19.00
4.75	4.75
3	3.00
6	6.00
8	8.00
8	8.00
25	25.00
6.25	6.25
7	7.00
6	7.30
6	6.50
6	6.00
25	26.80
6.25	6.70
6	6.00
5	5.00
7	7.00
5	5.00
23	23.00
5.75	5.75
5	5.00
5	5.00
5	5.00
7	7.00
22	22.00
5.50	5.50
5	5.00
5	5.00
5	5.00
5	5.00
20	20.00
5.00	5.00
6	6.00
6	6.00
7	7.00
7	7.00
26	26.00
6.50	6.50
8	8.00
5	5.00
9	9.00
3	3.00
25	25.00
6.25	6.25
4	4.00
2	2.50
3	3.00
1	1.00
10	10.50
2.50	2.63
1	1.00
0	0.00
1	1.00
1	1.00
3	3.00
0.75	0.75
1	1.00
0	0.00
0	0.00
0	0.00
1	1.00
0.25	0.25
1	1.00
0	0.00
0	0.00
0	0.00
1	1.00
0.25	0.25
0	0.00
0	0.00
0	0.00
0	0.00
0	0.00
0	0.00
0	0.00
0	0.00
0.00	0.00
0	0.00

73	75.40
0.76	0.79

Session Total	0	0	1	0	3	0	0	0
Session Average	0.00	0.00	0.01	0.00	0.03	0.00	0.00	0.00

4	4.00
0.04	0.04

Immingham, Lincolnshire
Classified Junction Count

Site 7 of 9
Gibbey Road
A180 (East)
Estate Road 2
A180 (West)
Estate Road No 1

Lat/Long
lat 53.578141° lon -0.109031°

Date
Wednesday 24 April 2019

Weather
Sunny Intervals
Temp: 15°C

0000 - 2400 (Wednesday 24H Session)

TIME	Movement 7.6: Left from A180 (East) to Estate Road 2							
	P/CYCLE	M/CYCLE	CAR	TAXI	LGV	OGV1	OGV2	BUS/COACH
0000 - 0015	0	0	1	0	0	0	0	0
0015 - 0030	0	0	2	0	0	1	0	0
0030 - 0045	0	0	1	0	0	0	0	0
0045 - 0100	0	0	0	0	0	0	0	0
Hourly Total	0	0	4	0	0	1	0	0
Hourly Average	0.00	0.00	1.00	0.00	0.00	0.25	0.00	0.00
0100 - 0115	0	0	0	0	0	0	0	0
0115 - 0130	0	0	0	0	0	0	0	0
0130 - 0145	0	0	6	0	0	0	0	0
0145 - 0200	0	0	0	0	0	0	0	0
Hourly Total	0	0	6	0	0	0	0	0
Hourly Average	0.00	0.00	1.50	0.00	0.00	0.00	0.00	0.00
0200 - 0215	0	0	0	0	1	1	0	0
0215 - 0230	0	0	2	0	0	1	0	0
0230 - 0245	0	0	1	0	0	0	0	0
0245 - 0300	0	0	2	0	0	0	0	0
Hourly Total	0	0	5	0	1	2	0	0
Hourly Average	0.00	0.00	1.25	0.00	0.25	0.50	0.00	0.00
0300 - 0315	0	0	0	0	0	0	0	0
0315 - 0330	0	0	1	0	0	0	0	0
0330 - 0345	0	0	2	0	0	0	0	0
0345 - 0400	0	0	3	0	0	1	0	0
Hourly Total	0	0	6	0	0	1	0	0
Hourly Average	0.00	0.00	1.50	0.00	0.00	0.25	0.00	0.00
0400 - 0415	0	0	2	0	0	0	0	0
0415 - 0430	0	1	14	0	0	0	0	0
0430 - 0445	0	0	4	0	1	1	0	0
0445 - 0500	0	0	21	0	3	1	0	0
Hourly Total	0	1	41	0	4	2	0	0
Hourly Average	0.00	0.25	10.25	0.00	1.00	0.50	0.00	0.00
0500 - 0515	0	0	24	0	0	0	1	0
0515 - 0530	1	1	38	0	1	0	0	0
0530 - 0545	0	3	74	0	6	1	0	0
0545 - 0600	0	3	72	0	9	1	0	0
Hourly Total	1	7	208	0	16	2	1	0
Hourly Average	0.25	1.75	52.00	0.00	4.00	0.50	0.25	0.00
0600 - 0615	0	0	21	0	11	0	0	0
0615 - 0630	0	0	29	0	4	0	0	0
0630 - 0645	0	1	43	0	5	0	1	0
0645 - 0700	0	0	48	0	12	1	2	0
Hourly Total	0	1	141	0	32	1	3	0
Hourly Average	0.00	0.25	35.25	0.00	8.00	0.25	0.75	0.00
0700 - 0715	0	0	35	1	17	0	2	0
0715 - 0730	0	2	59	0	17	2	2	0
0730 - 0745	0	0	65	0	18	2	3	1
0745 - 0800	0	1	93	0	28	2	2	0
Hourly Total	0	3	252	1	80	6	9	1
Hourly Average	0.00	0.75	63.00	0.25	20.00	1.50	2.25	0.25
0800 - 0815	0	1	48	0	14	5	2	0
0815 - 0830	0	1	64	0	11	1	5	0
0830 - 0845	0	1	56	0	14	1	1	1
0845 - 0900	0	2	45	1	18	3	1	2
Hourly Total	0	5	213	1	57	10	9	3
Hourly Average	0.00	1.25	53.25	0.25	14.25	2.50	2.25	0.75
0900 - 0915	0	1	36	0	15	2	1	1
0915 - 0930	0	1	20	0	15	4	9	3

0930 - 0945	0	0	22	0	13	5	1	0
0945 - 1000	0	3	28	0	16	6	2	0
Hourly Total	0	5	106	0	59	17	13	4
Hourly Average	0.00	1.25	26.50	0.00	14.75	4.25	3.25	1.00
1000 - 1015	0	0	17	0	11	3	1	0
1015 - 1030	0	0	28	2	11	2	0	0
1030 - 1045	0	0	22	0	5	2	4	0
1045 - 1100	0	0	29	0	18	1	2	0
Hourly Total	0	0	96	2	45	8	7	0
Hourly Average	0.00	0.00	24.00	0.50	11.25	2.00	1.75	0.00
1100 - 1115	0	0	27	1	10	3	8	0
1115 - 1130	0	0	28	0	6	0	2	0
1130 - 1145	0	0	29	0	17	3	0	0
1145 - 1200	0	1	20	0	12	2	3	1
Hourly Total	0	1	104	1	45	8	13	1
Hourly Average	0.00	0.25	26.00	0.25	11.25	2.00	3.25	0.25
1200 - 1215	0	0	35	0	11	6	3	0
1215 - 1230	0	0	26	0	16	5	3	0
1230 - 1245	0	0	32	0	11	3	1	0
1245 - 1300	0	1	49	0	19	1	2	0
Hourly Total	0	1	142	0	57	15	9	0
Hourly Average	0.00	0.25	35.50	0.00	14.25	3.75	2.25	0.00
1300 - 1315	0	1	48	0	22	4	0	0
1315 - 1330	0	0	42	0	19	1	0	0
1330 - 1345	0	0	40	0	11	4	0	0
1345 - 1400	0	0	49	1	12	5	3	0
Hourly Total	0	1	179	1	64	14	3	0
Hourly Average	0.00	0.25	44.75	0.25	16.00	3.50	0.75	0.00
1400 - 1415	0	0	25	0	14	3	2	1
1415 - 1430	0	2	22	0	12	0	4	0
1430 - 1445	0	0	27	0	15	2	1	0
1445 - 1500	0	0	25	0	15	1	1	0
Hourly Total	0	2	99	0	56	6	8	1
Hourly Average	0.00	0.50	24.75	0.00	14.00	1.50	2.00	0.25
1500 - 1515	0	0	9	0	10	4	6	0
1515 - 1530	0	0	30	0	15	1	1	0
1530 - 1545	0	0	24	0	9	1	2	0
1545 - 1600	0	1	28	0	9	2	1	1
Hourly Total	0	1	91	0	43	8	10	1
Hourly Average	0.00	0.25	22.75	0.00	10.75	2.00	2.50	0.25
1600 - 1615	0	0	15	0	15	4	2	0
1615 - 1630	0	0	23	0	3	0	3	0
1630 - 1645	0	0	20	0	7	1	1	2
1645 - 1700	1	0	21	0	4	1	1	2
Hourly Total	1	0	79	0	29	6	7	4
Hourly Average	0.25	0.00	19.75	0.00	7.25	1.50	1.75	1.00
1700 - 1715	0	0	17	0	4	1	1	0
1715 - 1730	0	0	11	0	4	0	0	3
1730 - 1745	0	0	14	0	3	1	4	1
1745 - 1800	0	0	16	0	4	1	1	0
Hourly Total	0	0	58	0	15	3	6	4
Hourly Average	0.00	0.00	14.50	0.00	3.75	0.75	1.50	1.00
1800 - 1815	0	0	11	0	2	0	0	0
1815 - 1830	0	0	9	0	1	1	2	2
1830 - 1845	0	0	9	0	3	0	0	0
1845 - 1900	0	0	7	0	1	0	0	0
Hourly Total	0	0	36	0	7	1	2	2
Hourly Average	0.00	0.00	9.00	0.00	1.75	0.25	0.50	0.50
1900 - 1915	0	0	2	0	0	0	0	0
1915 - 1930	0	0	3	0	0	0	2	0
1930 - 1945	0	0	3	0	2	0	1	0
1945 - 2000	0	1	4	0	0	0	1	0
Hourly Total	0	1	12	0	2	0	4	0
Hourly Average	0.00	0.25	3.00	0.00	0.50	0.00	1.00	0.00
2000 - 2015	0	0	5	0	1	0	0	0
2015 - 2030	0	0	0	0	0	1	0	0
2030 - 2045	0	0	12	0	0	0	0	0
2045 - 2100	0	0	5	0	0	1	0	0
Hourly Total	0	0	22	0	1	2	0	0
Hourly Average	0.00	0.00	5.50	0.00	0.25	0.50	0.00	0.00
2100 - 2115	0	0	4	0	0	0	1	0
2115 - 2130	0	0	8	0	0	0	1	0
2130 - 2145	0	0	2	0	1	2	0	0
2145 - 2200	0	0	12	0	0	0	0	0
Hourly Total	0	0	26	0	1	2	2	0
Hourly Average	0.00	0.00	6.50	0.00	0.25	0.50	0.50	0.00
2200 - 2215	0	0	5	0	0	0	0	0
2215 - 2230	0	0	2	0	0	0	0	0
2230 - 2245	0	0	2	0	0	0	1	0
2245 - 2300	0	0	2	0	0	0	0	0
Hourly Total	0	0	11	0	0	0	1	0
Hourly Average	0.00	0.00	2.75	0.00	0.00	0.00	0.25	0.00
2300 - 2315	0	0	1	0	1	1	0	0

2315 - 2330	0	0	0	0	0	0	0	0
2330 - 2345	0	0	0	0	1	1	0	0
2345 - 0000	0	0	0	0	0	0	0	0
Hourly Total	0	0	1	0	2	2	0	0
Hourly Average	0.00	0.00	0.25	0.00	0.50	0.50	0.00	0.00

Session Total	2	29	1938	6	616	117	107	21
Session Average	0.02	0.30	20.19	0.06	6.42	1.22	1.11	0.22

Date
Thursday 25 April 2019

Weather
Sunny Intervals
Temp: 12°C

0000 - 2400 (Thursday 24H Session)

TIME	Movement 7.6: Left from A180 (East) to Estate Road 2							
	P/CYCLE	M/CYCLE	CAR	TAXI	LGV	OGV1	OGV2	BUS/COACH
0000 - 0015	0	0	0	0	0	0	1	0
0015 - 0030	0	0	2	0	0	0	0	0
0030 - 0045	0	0	1	0	0	0	0	0
0045 - 0100	0	0	0	0	1	0	1	0
Hourly Total	0	0	3	0	1	0	2	0
Hourly Average	0.00	0.00	0.75	0.00	0.25	0.00	0.50	0.00
0100 - 0115	0	0	0	0	1	0	0	0
0115 - 0130	0	0	7	0	0	0	1	0
0130 - 0145	0	1	10	0	1	0	0	0
0145 - 0200	0	0	0	0	0	0	0	0
Hourly Total	0	1	17	0	2	0	1	0
Hourly Average	0.00	0.25	4.25	0.00	0.50	0.00	0.25	0.00
0200 - 0215	0	0	2	0	0	0	0	0
0215 - 0230	0	0	1	0	0	0	1	0
0230 - 0245	0	0	0	0	1	0	0	0
0245 - 0300	0	0	2	0	1	0	0	0
Hourly Total	0	0	5	0	2	0	1	0
Hourly Average	0.00	0.00	1.25	0.00	0.50	0.00	0.25	0.00
0300 - 0315	0	0	0	0	0	0	1	0
0315 - 0330	0	0	4	0	0	0	1	0
0330 - 0345	0	0	9	0	0	0	0	0
0345 - 0400	0	0	4	0	1	1	0	0
Hourly Total	0	0	17	0	1	1	2	0
Hourly Average	0.00	0.00	4.25	0.00	0.25	0.25	0.50	0.00
0400 - 0415	0	0	2	0	0	0	0	0
0415 - 0430	0	1	9	0	2	0	0	0
0430 - 0445	0	0	7	0	2	0	1	0
0445 - 0500	0	0	18	0	1	0	0	0
Hourly Total	0	1	36	0	5	0	1	0
Hourly Average	0.00	0.25	9.00	0.00	1.25	0.00	0.25	0.00
0500 - 0515	0	1	16	0	1	0	0	0
0515 - 0530	0	2	40	0	2	0	1	0
0530 - 0545	0	2	65	0	7	0	1	0
0545 - 0600	0	0	80	0	6	0	1	0
Hourly Total	0	5	201	0	16	0	3	0
Hourly Average	0.00	1.25	50.25	0.00	4.00	0.00	0.75	0.00
0600 - 0615	0	1	15	0	4	0	1	0
0615 - 0630	1	0	29	0	8	0	0	0
0630 - 0645	0	1	43	0	11	0	1	0
0645 - 0700	0	1	46	0	11	0	1	0
Hourly Total	1	3	133	0	34	0	3	0
Hourly Average	0.25	0.75	33.25	0.00	8.50	0.00	0.75	0.00
0700 - 0715	0	1	31	0	13	1	1	0
0715 - 0730	0	2	52	2	17	1	2	1
0730 - 0745	0	1	72	0	18	2	0	0
0745 - 0800	0	3	98	0	26	2	3	0
Hourly Total	0	7	253	2	74	6	6	1
Hourly Average	0.00	1.75	63.25	0.50	18.50	1.50	1.50	0.25
0800 - 0815	0	2	37	0	22	4	0	0
0815 - 0830	0	0	75	0	18	1	0	0
0830 - 0845	0	1	35	0	14	1	2	1
0845 - 0900	0	0	42	0	15	3	5	0
Hourly Total	0	3	189	0	69	9	7	1
Hourly Average	0.00	0.75	47.25	0.00	17.25	2.25	1.75	0.25
0900 - 0915	0	0	38	0	10	3	2	0
0915 - 0930	0	1	36	0	19	4	2	2
0930 - 0945	0	0	41	0	19	3	2	0
0945 - 1000	0	0	28	0	15	4	1	0
Hourly Total	0	1	143	0	63	14	7	2
Hourly Average	0.00	0.25	35.75	0.00	15.75	3.50	1.75	0.50
1000 - 1015	0	0	40	0	16	3	1	0
1015 - 1030	0	0	26	0	9	3	1	0

1030 - 1045	0	0	30	0	11	5	0	0
1045 - 1100	0	0	25	0	19	3	4	0
Hourly Total	0	0	121	0	55	14	6	0
Hourly Average	0.00	0.00	30.25	0.00	13.75	3.50	1.50	0.00
1100 - 1115	0	0	32	0	10	2	1	0
1115 - 1130	0	0	26	0	20	3	2	0
1130 - 1145	0	0	28	0	14	3	0	0
1145 - 1200	0	0	23	0	9	4	3	0
Hourly Total	0	0	109	0	53	12	6	0
Hourly Average	0.00	0.00	27.25	0.00	13.25	3.00	1.50	0.00
1200 - 1215	0	0	26	0	16	4	4	0
1215 - 1230	0	0	40	0	12	4	2	0
1230 - 1245	0	0	30	0	5	1	3	0
1245 - 1300	0	0	45	0	12	2	1	1
Hourly Total	0	0	141	0	45	11	10	1
Hourly Average	0.00	0.00	35.25	0.00	11.25	2.75	2.50	0.25
1300 - 1315	0	0	50	0	17	2	1	0
1315 - 1330	0	2	67	0	15	2	2	0
1330 - 1345	0	0	53	0	13	1	1	0
1345 - 1400	0	0	45	0	15	4	1	0
Hourly Total	0	2	215	0	60	9	5	0
Hourly Average	0.00	0.50	53.75	0.00	15.00	2.25	1.25	0.00
1400 - 1415	0	0	26	1	7	3	3	0
1415 - 1430	0	0	21	0	12	0	4	1
1430 - 1445	0	0	30	0	11	3	1	0
1445 - 1500	0	0	11	0	11	0	4	0
Hourly Total	0	0	88	1	41	6	12	1
Hourly Average	0.00	0.00	22.00	0.25	10.25	1.50	3.00	0.25
1500 - 1515	0	0	22	0	14	4	2	0
1515 - 1530	0	0	26	0	12	2	0	0
1530 - 1545	0	0	28	0	10	2	3	0
1545 - 1600	0	0	15	0	7	2	1	2
Hourly Total	0	0	91	0	43	10	6	2
Hourly Average	0.00	0.00	22.75	0.00	10.75	2.50	1.50	0.50
1600 - 1615	0	0	24	0	12	5	0	0
1615 - 1630	0	0	22	0	6	1	2	1
1630 - 1645	0	0	22	0	7	1	2	3
1645 - 1700	0	0	14	0	6	0	0	0
Hourly Total	0	0	82	0	31	7	4	4
Hourly Average	0.00	0.00	20.50	0.00	7.75	1.75	1.00	1.00
1700 - 1715	0	0	22	0	3	1	0	3
1715 - 1730	0	0	17	0	1	0	0	1
1730 - 1745	0	0	13	0	1	0	0	0
1745 - 1800	0	0	16	0	2	0	0	0
Hourly Total	0	0	68	0	7	1	0	4
Hourly Average	0.00	0.00	17.00	0.00	1.75	0.25	0.00	1.00
1800 - 1815	0	0	16	0	1	0	0	0
1815 - 1830	0	0	8	0	3	1	1	1
1830 - 1845	0	0	12	0	3	1	0	0
1845 - 1900	0	0	4	0	1	0	2	0
Hourly Total	0	0	40	0	8	2	3	1
Hourly Average	0.00	0.00	10.00	0.00	2.00	0.50	0.75	0.25
1900 - 1915	0	0	5	0	1	0	2	0
1915 - 1930	0	0	4	0	0	1	2	0
1930 - 1945	0	0	2	0	1	0	0	0
1945 - 2000	0	0	3	0	0	0	0	0
Hourly Total	0	0	14	0	2	1	4	0
Hourly Average	0.00	0.00	3.50	0.00	0.50	0.25	1.00	0.00
2000 - 2015	0	0	4	0	1	0	2	0
2015 - 2030	0	0	6	0	1	1	1	0
2030 - 2045	0	0	8	0	1	0	0	0
2045 - 2100	0	0	8	0	1	0	1	0
Hourly Total	0	0	26	0	4	1	4	0
Hourly Average	0.00	0.00	6.50	0.00	1.00	0.25	1.00	0.00
2100 - 2115	0	0	5	0	0	0	1	0
2115 - 2130	0	0	5	0	0	0	1	0
2130 - 2145	0	0	5	0	0	0	0	0
2145 - 2200	0	0	12	0	0	0	0	0
Hourly Total	0	0	27	0	0	0	2	0
Hourly Average	0.00	0.00	6.75	0.00	0.00	0.00	0.50	0.00
2200 - 2215	0	0	8	0	1	0	0	0
2215 - 2230	0	0	1	0	0	0	0	0
2230 - 2245	0	0	0	0	0	0	0	0
2245 - 2300	0	0	0	0	0	0	0	0
Hourly Total	0	0	9	0	1	0	0	0
Hourly Average	0.00	0.00	2.25	0.00	0.25	0.00	0.00	0.00
2300 - 2315	0	0	0	0	0	0	0	0
2315 - 2330	0	0	0	0	0	0	0	0
2330 - 2345	0	0	0	0	0	0	0	0
2345 - 0000	0	0	1	0	0	0	0	0
Hourly Total	0	0	1	0	0	0	0	0
Hourly Average	0.00	0.00	0.25	0.00	0.00	0.00	0.00	0.00

Session Total	1	23	2029	3	617	104	95	17
Session Average	0.01	0.24	21.14	0.03	6.43	1.08	0.99	0.18

Original Data	
TOTAL	PCU TOTAL
1	1.00
3	3.50
1	1.00
0	0.00
5	5.50
1.25	1.38
0	0.00
0	0.00
6	6.00
0	0.00
6	6.00
1.50	1.50
2	2.50
3	3.50
1	1.00
2	2.00
8	9.00
2.00	2.25
0	0.00
1	1.00
2	2.00
4	4.50
7	7.50
1.75	1.88
2	2.00
15	14.40
6	6.50
25	25.50
48	48.40
12.00	12.10
25	26.30
41	39.60
84	82.70
85	83.70
235	232.30
58.75	58.08
32	32.00
33	33.00
50	50.70
63	66.10
178	181.80
44.50	45.45
55	57.60
82	84.40
89	94.90
126	129.00
352	365.90
88.00	91.48
70	74.50
82	88.40
74	76.20
72	75.60
298	314.70
74.50	78.68
56	58.70
52	68.10

41	44.80
55	58.80
204	230.40
51.00	57.60
32	34.80
43	44.00
33	39.20
50	53.10
158	171.10
39.50	42.78
49	60.90
36	38.60
49	50.50
39	44.30
173	194.30
43.25	48.58
55	61.90
50	56.40
47	49.80
72	74.50
224	242.60
56.00	60.65
75	76.40
62	62.50
55	57.00
70	76.40
262	272.30
65.50	68.08
45	50.10
40	44.00
45	47.30
42	43.80
172	185.20
43.00	46.30
29	38.80
47	48.80
36	39.10
42	44.70
154	171.40
38.50	42.85
36	40.60
29	32.90
31	34.80
30	33.00
126	141.30
31.50	35.33
23	24.80
18	21.00
23	29.70
22	23.80
86	99.30
21.50	24.83
13	13.00
15	20.10
12	12.00
8	8.00
48	53.10
12.00	13.28
2	2.00
5	7.60
6	7.30
6	6.70
19	23.60
4.75	5.90
6	6.00
1	1.50
12	12.00
6	6.50
25	26.00
6.25	6.50
5	6.30
9	10.30
5	6.00
12	12.00
31	34.60
7.75	8.65
5	5.00
2	2.00
3	4.30
2	2.00
12	13.30
3.00	3.33
3	3.50

0	0.00
2	2.50
0	0.00
5	6.00
1.25	1.50

2836	3035.60
29.54	31.62

Original Data	
TOTAL	PCU TOTAL
1	2.30
2	2.00
1	1.00
2	3.30
6	8.60
1.50	2.15
1	1.00
8	9.30
12	11.40
0	0.00
21	21.70
5.25	5.43
2	2.00
2	3.30
1	1.00
3	3.00
8	9.30
2.00	2.33
1	2.30
5	6.30
9	9.00
6	6.50
21	24.10
5.25	6.03
2	2.00
12	11.40
10	11.30
19	19.00
43	43.70
10.75	10.93
18	17.40
45	45.10
75	75.10
87	88.30
225	225.90
56.25	56.48
21	21.70
38	37.20
56	56.70
59	59.70
174	175.30
43.50	43.83
47	48.20
77	79.90
93	93.40
132	135.10
349	356.60
87.25	89.15
65	65.80
94	94.50
54	57.50
65	73.00
278	290.80
69.50	72.70
53	57.10
64	70.00
65	69.10
48	51.30
230	247.50
57.50	61.88
60	62.80
39	41.80

46	48.50
51	57.70
196	210.80
49.00	52.70
45	47.30
51	55.10
45	46.50
39	44.90
180	193.80
45.00	48.45
50	57.20
58	62.60
39	43.40
61	64.30
208	227.50
52.00	56.88
70	72.30
88	90.40
68	69.80
65	68.30
291	300.80
72.75	75.20
40	45.40
38	44.20
45	47.80
26	31.20
149	168.60
37.25	42.15
42	46.60
40	41.00
43	47.90
27	31.30
152	166.80
38.00	41.70
41	43.50
32	36.10
35	41.10
20	20.00
128	140.70
32.00	35.18
29	32.50
19	20.00
14	14.00
18	18.00
80	84.50
20.00	21.13
17	17.00
14	16.80
16	16.50
7	9.60
54	59.90
13.50	14.98
8	10.60
7	10.10
3	3.00
3	3.00
21	26.70
5.25	6.68
7	9.60
9	10.80
9	9.00
10	11.30
35	40.70
8.75	10.18
6	7.30
6	7.30
5	5.00
12	12.00
29	31.60
7.25	7.90
9	9.00
1	1.00
0	0.00
0	0.00
10	10.00
2.50	2.50
0	0.00
0	0.00
0	0.00
1	1.00
1	1.00
0.25	0.25

2889	3066.90
30.09	31.95

Immingham, Lincolnshire
Classified Junction Count

Site 7 of 9
Gibbey Road
A180 (East)
Estate Road 2
A180 (West)
Estate Road No 1

Lat/Long
lat 53.578141° lon -0.109031°

Date
Wednesday 24 April 2019

Weather
Sunny Intervals
Temp: 15°C

0000 - 2400 (Wednesday 24H Session)

TIME	Movement 7.7: Left from A180 (East) to A180 (West)							
	P/CYCLE	M/CYCLE	CAR	TAXI	LGV	OGV1	OGV2	BUS/COACH
0000 - 0015	0	0	18	0	0	0	2	0
0015 - 0030	0	0	11	0	2	0	8	0
0030 - 0045	0	0	7	0	1	0	1	0
0045 - 0100	0	0	8	0	4	0	0	0
Hourly Total	0	0	44	0	7	0	11	0
Hourly Average	0.00	0.00	11.00	0.00	1.75	0.00	2.75	0.00
0100 - 0115	0	1	8	0	1	0	1	0
0115 - 0130	0	0	8	0	2	1	1	0
0130 - 0145	0	0	8	0	2	1	1	0
0145 - 0200	0	0	9	0	2	1	1	0
Hourly Total	0	1	33	0	7	3	4	0
Hourly Average	0.00	0.25	8.25	0.00	1.75	0.75	1.00	0.00
0200 - 0215	0	0	8	0	2	0	2	0
0215 - 0230	0	0	5	0	9	1	3	0
0230 - 0245	0	0	10	0	0	0	2	0
0245 - 0300	0	0	9	0	3	0	1	0
Hourly Total	0	0	32	0	14	1	8	0
Hourly Average	0.00	0.00	8.00	0.00	3.50	0.25	2.00	0.00
0300 - 0315	0	0	8	0	2	2	1	0
0315 - 0330	0	1	17	0	4	4	1	0
0330 - 0345	0	0	21	0	3	1	1	0
0345 - 0400	0	0	11	0	1	2	3	0
Hourly Total	0	1	57	0	10	9	6	0
Hourly Average	0.00	0.25	14.25	0.00	2.50	2.25	1.50	0.00
0400 - 0415	0	0	14	0	7	1	1	0
0415 - 0430	0	1	31	0	4	1	4	0
0430 - 0445	0	1	44	0	3	2	10	0
0445 - 0500	0	2	53	0	9	2	3	0
Hourly Total	0	4	142	0	23	6	18	0
Hourly Average	0.00	1.00	35.50	0.00	5.75	1.50	4.50	0.00
0500 - 0515	0	5	89	0	11	1	4	0
0515 - 0530	0	4	144	0	12	3	9	0
0530 - 0545	0	8	196	0	17	0	10	0
0545 - 0600	0	0	118	0	16	4	5	1
Hourly Total	0	17	547	0	56	8	28	1
Hourly Average	0.00	4.25	136.75	0.00	14.00	2.00	7.00	0.25
0600 - 0615	0	4	171	0	22	11	12	2
0615 - 0630	0	5	205	0	27	7	11	2
0630 - 0645	0	6	224	0	46	3	9	2
0645 - 0700	0	4	228	0	44	0	4	1
Hourly Total	0	19	828	0	139	21	36	7
Hourly Average	0.00	4.75	207.00	0.00	34.75	5.25	9.00	1.75
0700 - 0715	0	2	270	2	46	6	16	0
0715 - 0730	0	4	311	0	44	8	6	4
0730 - 0745	0	3	321	1	51	2	16	0
0745 - 0800	0	3	322	1	36	9	6	2
Hourly Total	0	12	1224	4	177	25	44	6
Hourly Average	0.00	3.00	306.00	1.00	44.25	6.25	11.00	1.50
0800 - 0815	1	1	268	2	59	4	14	1
0815 - 0830	0	3	237	1	53	14	18	0
0830 - 0845	0	3	175	3	55	4	18	0
0845 - 0900	0	3	177	4	71	3	7	1
Hourly Total	1	10	857	10	238	25	57	2
Hourly Average	0.25	2.50	214.25	2.50	59.50	6.25	14.25	0.50
0900 - 0915	1	0	154	1	46	11	23	1
0915 - 0930	1	3	145	2	58	8	12	1

0930 - 0945	0	0	134	1	53	6	16	2
0945 - 1000	0	1	194	2	24	8	11	1
Hourly Total	2	4	627	6	181	33	62	5
Hourly Average	0.50	1.00	156.75	1.50	45.25	8.25	15.50	1.25
1000 - 1015	0	2	146	1	46	13	16	0
1015 - 1030	0	0	143	0	36	18	16	1
1030 - 1045	0	2	168	2	50	6	13	1
1045 - 1100	0	4	161	2	40	4	10	1
Hourly Total	0	8	618	5	172	41	55	3
Hourly Average	0.00	2.00	154.50	1.25	43.00	10.25	13.75	0.75
1100 - 1115	0	2	139	3	35	10	12	0
1115 - 1130	0	1	153	1	44	6	5	0
1130 - 1145	1	1	166	2	39	7	8	1
1145 - 1200	0	5	188	2	63	14	22	1
Hourly Total	1	9	646	8	181	37	47	2
Hourly Average	0.25	2.25	161.50	2.00	45.25	9.25	11.75	0.50
1200 - 1215	0	0	187	2	37	5	11	0
1215 - 1230	0	6	177	3	42	7	6	1
1230 - 1245	0	0	201	1	55	9	11	0
1245 - 1300	0	2	166	3	47	2	19	1
Hourly Total	0	8	731	9	181	23	47	2
Hourly Average	0.00	2.00	182.75	2.25	45.25	5.75	11.75	0.50
1300 - 1315	1	4	193	2	43	8	5	0
1315 - 1330	0	0	208	1	38	6	27	1
1330 - 1345	0	5	218	2	41	4	5	0
1345 - 1400	0	0	132	1	47	11	0	1
Hourly Total	1	9	751	6	169	29	37	2
Hourly Average	0.25	2.25	187.75	1.50	42.25	7.25	9.25	0.50
1400 - 1415	0	0	213	2	50	4	13	0
1415 - 1430	0	0	143	1	60	10	14	1
1430 - 1445	0	3	159	4	54	5	7	1
1445 - 1500	0	2	161	3	42	4	14	2
Hourly Total	0	5	676	10	206	23	48	4
Hourly Average	0.00	1.25	169.00	2.50	51.50	5.75	12.00	1.00
1500 - 1515	0	1	188	3	28	6	20	0
1515 - 1530	0	1	186	1	29	2	17	0
1530 - 1545	0	0	164	2	34	5	15	0
1545 - 1600	0	1	199	2	41	0	12	2
Hourly Total	0	3	737	8	132	13	64	2
Hourly Average	0.00	0.75	184.25	2.00	33.00	3.25	16.00	0.50
1600 - 1615	2	4	208	0	36	4	6	0
1615 - 1630	0	1	183	4	28	3	6	2
1630 - 1645	0	2	190	1	28	1	3	0
1645 - 1700	0	3	236	1	30	2	14	3
Hourly Total	2	10	817	6	122	10	29	5
Hourly Average	0.50	2.50	204.25	1.50	30.50	2.50	7.25	1.25
1700 - 1715	0	0	168	1	11	0	8	0
1715 - 1730	0	0	213	1	19	1	10	1
1730 - 1745	0	3	178	0	11	3	8	0
1745 - 1800	0	1	156	0	9	2	9	1
Hourly Total	0	4	715	2	50	6	35	2
Hourly Average	0.00	1.00	178.75	0.50	12.50	1.50	8.75	0.50
1800 - 1815	0	0	133	1	8	4	7	1
1815 - 1830	1	1	148	1	8	1	8	0
1830 - 1845	0	0	129	2	4	1	13	0
1845 - 1900	0	1	183	3	9	2	4	0
Hourly Total	1	2	593	7	29	8	32	1
Hourly Average	0.25	0.50	148.25	1.75	7.25	2.00	8.00	0.25
1900 - 1915	0	0	133	2	13	0	4	0
1915 - 1930	2	0	116	0	10	0	3	0
1930 - 1945	1	1	115	1	9	0	4	0
1945 - 2000	0	2	99	0	7	0	9	0
Hourly Total	3	3	463	3	39	0	20	0
Hourly Average	0.75	0.75	115.75	0.75	9.75	0.00	5.00	0.00
2000 - 2015	0	1	102	1	6	0	1	0
2015 - 2030	0	2	66	1	5	1	2	0
2030 - 2045	0	1	66	1	8	0	1	0
2045 - 2100	2	0	45	1	9	2	4	0
Hourly Total	2	4	279	4	28	3	8	0
Hourly Average	0.50	1.00	69.75	1.00	7.00	0.75	2.00	0.00
2100 - 2115	0	1	66	0	6	0	3	0
2115 - 2130	0	2	82	0	5	1	1	0
2130 - 2145	0	1	76	0	2	1	1	1
2145 - 2200	0	1	17	0	0	0	2	0
Hourly Total	0	5	241	0	13	2	7	1
Hourly Average	0.00	1.25	60.25	0.00	3.25	0.50	1.75	0.25
2200 - 2215	0	0	57	0	4	1	2	0
2215 - 2230	0	0	43	2	3	0	2	0
2230 - 2245	1	0	46	0	2	0	1	0
2245 - 2300	0	0	24	0	2	0	6	0
Hourly Total	1	0	170	2	11	1	11	0
Hourly Average	0.25	0.00	42.50	0.50	2.75	0.25	2.75	0.00
2300 - 2315	0	0	23	0	1	0	2	0

2315 - 2330	0	0	21	0	1	1	1	0
2330 - 2345	0	0	14	0	5	0	3	0
2345 - 0000	0	0	14	0	3	0	0	0
Hourly Total	0	0	72	0	10	1	6	0
Hourly Average	0.00	0.00	18.00	0.00	2.50	0.25	1.50	0.00

Session Total	14	138	11900	90	2195	328	720	45
Session Average	0.15	1.44	123.96	0.94	22.86	3.42	7.50	0.47

Date
Thursday 25 April 2019

Weather
Sunny Intervals
Temp: 12°C

0000 - 2400 (Thursday 24H Session)

TIME	Movement 7.7: Left from A180 (East) to A180 (West)							
	P/CYCLE	M/CYCLE	CAR	TAXI	LGV	OGV1	OGV2	BUS/COACH
0000 - 0015	1	0	15	0	2	0	1	0
0015 - 0030	0	0	12	1	0	1	1	0
0030 - 0045	0	0	5	0	0	0	0	0
0045 - 0100	0	1	1	0	1	0	4	0
Hourly Total	1	1	33	1	3	1	6	0
Hourly Average	0.25	0.25	8.25	0.25	0.75	0.25	1.50	0.00
0100 - 0115	0	0	11	0	0	0	1	0
0115 - 0130	0	0	9	0	1	0	3	0
0130 - 0145	0	0	4	2	1	0	0	0
0145 - 0200	0	0	10	0	0	0	1	0
Hourly Total	0	0	34	2	2	0	5	0
Hourly Average	0.00	0.00	8.50	0.50	0.50	0.00	1.25	0.00
0200 - 0215	0	0	17	0	1	0	3	0
0215 - 0230	0	0	9	0	2	2	1	0
0230 - 0245	0	0	4	0	2	0	2	0
0245 - 0300	0	1	6	0	4	0	1	0
Hourly Total	0	1	36	0	9	2	7	0
Hourly Average	0.00	0.25	9.00	0.00	2.25	0.50	1.75	0.00
0300 - 0315	0	0	16	0	1	2	2	0
0315 - 0330	1	0	19	0	2	0	2	0
0330 - 0345	0	0	18	0	4	1	6	0
0345 - 0400	0	0	22	0	1	0	3	0
Hourly Total	1	0	75	0	8	3	13	0
Hourly Average	0.25	0.00	18.75	0.00	2.00	0.75	3.25	0.00
0400 - 0415	0	0	19	0	4	1	4	0
0415 - 0430	0	0	20	0	5	1	7	0
0430 - 0445	0	4	57	0	2	0	10	0
0445 - 0500	2	0	41	0	7	1	10	0
Hourly Total	2	4	137	0	18	3	31	0
Hourly Average	0.50	1.00	34.25	0.00	4.50	0.75	7.75	0.00
0500 - 0515	1	1	69	1	10	1	7	0
0515 - 0530	1	2	125	2	14	3	5	0
0530 - 0545	2	1	198	3	20	1	10	1
0545 - 0600	1	3	156	4	28	4	6	0
Hourly Total	5	7	548	10	72	9	28	1
Hourly Average	1.25	1.75	137.00	2.50	18.00	2.25	7.00	0.25
0600 - 0615	0	2	183	0	36	1	8	0
0615 - 0630	0	2	186	0	36	3	4	1
0630 - 0645	0	1	265	4	45	5	5	1
0645 - 0700	0	4	332	3	74	6	12	1
Hourly Total	0	9	966	7	191	15	29	3
Hourly Average	0.00	2.25	241.50	1.75	47.75	3.75	7.25	0.75
0700 - 0715	1	1	317	0	59	6	5	1
0715 - 0730	1	2	344	1	61	6	10	3
0730 - 0745	0	2	338	3	51	9	9	0
0745 - 0800	1	3	268	4	43	12	5	3
Hourly Total	3	8	1267	8	214	33	29	7
Hourly Average	0.75	2.00	316.75	2.00	53.50	8.25	7.25	1.75
0800 - 0815	0	3	213	3	69	10	13	0
0815 - 0830	0	1	187	5	56	8	16	0
0830 - 0845	0	2	201	0	55	9	10	1
0845 - 0900	0	1	138	8	50	7	15	1
Hourly Total	0	7	739	16	230	34	54	2
Hourly Average	0.00	1.75	184.75	4.00	57.50	8.50	13.50	0.50
0900 - 0915	0	1	117	4	44	11	18	1
0915 - 0930	0	0	119	6	57	8	14	1
0930 - 0945	0	0	154	7	42	19	23	0
0945 - 1000	0	1	135	8	30	9	5	1
Hourly Total	0	2	525	25	173	47	60	3
Hourly Average	0.00	0.50	131.25	6.25	43.25	11.75	15.00	0.75
1000 - 1015	0	0	134	4	44	4	14	0
1015 - 1030	0	0	136	4	39	6	16	1

1030 - 1045	0	0	120	4	38	6	6	3
1045 - 1100	0	1	140	10	31	14	14	5
Hourly Total	0	1	530	22	152	30	50	9
Hourly Average	0.00	0.25	132.50	5.50	38.00	7.50	12.50	2.25
1100 - 1115	0	0	126	6	44	1	13	0
1115 - 1130	0	2	124	9	45	5	10	1
1130 - 1145	0	2	125	8	47	5	13	1
1145 - 1200	0	0	197	2	33	12	3	1
Hourly Total	0	4	572	25	169	23	39	3
Hourly Average	0.00	1.00	143.00	6.25	42.25	5.75	9.75	0.75
1200 - 1215	0	0	160	7	64	3	14	0
1215 - 1230	0	1	163	1	74	10	11	1
1230 - 1245	0	0	201	9	77	15	15	0
1245 - 1300	2	0	168	3	44	14	15	1
Hourly Total	2	1	692	20	259	42	55	2
Hourly Average	0.50	0.25	173.00	5.00	64.75	10.50	13.75	0.50
1300 - 1315	0	5	199	11	55	9	10	1
1315 - 1330	0	2	209	6	31	11	9	1
1330 - 1345	1	0	194	8	51	12	18	0
1345 - 1400	0	3	84	7	55	3	12	1
Hourly Total	1	10	686	32	192	35	49	3
Hourly Average	0.25	2.50	171.50	8.00	48.00	8.75	12.25	0.75
1400 - 1415	0	0	155	7	37	5	16	0
1415 - 1430	0	1	172	5	49	10	24	1
1430 - 1445	0	1	164	3	49	5	18	3
1445 - 1500	0	0	181	7	56	5	1	1
Hourly Total	0	2	672	22	191	25	59	5
Hourly Average	0.00	0.50	168.00	5.50	47.75	6.25	14.75	1.25
1500 - 1515	0	0	202	5	56	1	16	1
1515 - 1530	0	0	208	6	45	3	12	0
1530 - 1545	0	1	187	3	30	6	9	3
1545 - 1600	0	1	212	4	57	12	16	1
Hourly Total	0	2	809	18	188	22	53	5
Hourly Average	0.00	0.50	202.25	4.50	47.00	5.50	13.25	1.25
1600 - 1615	0	2	267	4	59	3	13	1
1615 - 1630	0	0	243	0	34	3	5	2
1630 - 1645	0	2	291	6	45	1	1	1
1645 - 1700	0	2	274	4	40	5	13	2
Hourly Total	0	6	1075	14	178	12	32	6
Hourly Average	0.00	1.50	268.75	3.50	44.50	3.00	8.00	1.50
1700 - 1715	0	4	365	1	45	5	2	0
1715 - 1730	0	3	289	3	28	4	5	2
1730 - 1745	0	1	325	5	21	0	8	1
1745 - 1800	0	1	249	1	34	0	6	1
Hourly Total	0	9	1228	10	128	9	21	4
Hourly Average	0.00	2.25	307.00	2.50	32.00	2.25	5.25	1.00
1800 - 1815	1	1	242	4	24	1	4	0
1815 - 1830	0	0	187	7	22	2	9	1
1830 - 1845	0	0	137	4	13	1	7	0
1845 - 1900	0	1	136	1	10	3	8	0
Hourly Total	1	2	702	16	69	7	28	1
Hourly Average	0.25	0.50	175.50	4.00	17.25	1.75	7.00	0.25
1900 - 1915	0	0	131	3	11	1	8	0
1915 - 1930	0	0	121	0	9	1	5	0
1930 - 1945	0	0	91	1	8	0	7	1
1945 - 2000	2	1	117	3	9	0	5	0
Hourly Total	2	1	460	7	37	2	25	1
Hourly Average	0.50	0.25	115.00	1.75	9.25	0.50	6.25	0.25
2000 - 2015	0	0	109	1	5	0	5	0
2015 - 2030	0	2	100	0	4	2	1	0
2030 - 2045	0	0	98	0	4	2	2	0
2045 - 2100	0	1	66	2	5	0	3	0
Hourly Total	0	3	373	3	18	4	11	0
Hourly Average	0.00	0.75	93.25	0.75	4.50	1.00	2.75	0.00
2100 - 2115	0	1	74	1	10	0	3	0
2115 - 2130	0	1	100	1	2	0	3	0
2130 - 2145	0	1	88	0	4	2	2	1
2145 - 2200	0	0	62	2	3	1	0	0
Hourly Total	0	3	324	4	19	3	8	1
Hourly Average	0.00	0.75	81.00	1.00	4.75	0.75	2.00	0.25
2200 - 2215	0	0	55	1	6	0	2	0
2215 - 2230	0	2	44	1	0	0	1	0
2230 - 2245	0	0	39	1	7	1	2	0
2245 - 2300	0	0	29	0	3	0	2	0
Hourly Total	0	2	167	3	16	1	7	0
Hourly Average	0.00	0.50	41.75	0.75	4.00	0.25	1.75	0.00
2300 - 2315	0	0	30	1	4	1	0	0
2315 - 2330	0	0	31	1	2	0	3	0
2330 - 2345	0	0	38	0	1	1	4	0
2345 - 0000	0	0	5	0	2	2	2	0
Hourly Total	0	0	104	2	9	4	9	0
Hourly Average	0.00	0.00	26.00	0.50	2.25	1.00	2.25	0.00

Session Total	18	85	12754	267	2545	366	708	56
Session Average	0.19	0.89	132.85	2.78	26.51	3.81	7.38	0.58

Original Data	
TOTAL	PCU TOTAL
20	22.60
21	31.40
9	10.30
12	12.00
62	76.30
15.50	19.08
11	11.70
12	13.80
12	13.80
13	14.80
48	54.10
12.00	13.53
12	14.60
18	22.40
12	14.60
13	14.30
55	65.90
13.75	16.48
13	15.30
27	29.70
26	27.80
17	21.90
83	94.70
20.75	23.68
23	24.80
41	46.10
60	73.40
69	72.70
193	217.00
48.25	54.25
110	112.70
172	182.80
231	239.20
144	153.50
657	688.20
164.25	172.05
222	242.70
257	273.80
290	301.60
281	284.80
1050	1102.90
262.50	275.73
342	364.60
377	390.40
394	414.00
379	391.50
1492	1560.50
373.00	390.13
350	369.80
326	354.60
258	281.60
266	275.80
1200	1281.80
300.00	320.45
237	272.60
230	248.00

212	237.80
241	259.70
920	1018.10
230.00	254.53
224	250.10
214	244.80
242	261.70
222	235.60
902	992.20
225.50	248.05
201	220.40
210	218.90
225	238.50
295	328.60
931	1006.40
232.75	251.60
242	258.80
242	250.70
277	295.80
240	265.50
1001	1070.80
250.25	267.70
256	263.30
281	320.10
275	280.50
192	198.50
1004	1062.40
251.00	265.60
282	300.90
229	253.20
233	243.80
228	249.00
972	1046.90
243.00	261.73
246	274.40
236	258.50
220	242.00
257	274.00
959	1048.90
239.75	262.23
260	265.80
227	237.70
225	228.20
289	309.40
1001	1041.10
250.25	260.28
188	198.40
245	259.50
203	213.10
178	191.10
814	862.10
203.50	215.53
154	166.10
168	177.50
149	166.40
202	207.60
673	717.60
168.25	179.40
152	157.20
131	133.30
131	134.80
117	127.50
531	552.80
132.75	138.20
111	111.70
77	78.90
77	77.70
63	67.60
328	335.90
82.00	83.98
76	79.30
91	91.60
82	84.20
20	22.00
269	277.10
67.25	69.28
64	67.10
50	52.60
50	50.50
32	39.80
196	210.00
49.00	52.50
26	28.60

24	25.80
22	25.90
17	17.00
89	97.30
22.25	24.33

15430	16481.00
160.73	171.68

Original Data	
TOTAL	PCU TOTAL
19	19.50
15	16.80
5	5.00
7	11.60
46	52.90
11.50	13.23
12	13.30
13	16.90
7	7.00
11	12.30
43	49.50
10.75	12.38
21	24.90
14	16.30
8	10.60
12	12.70
55	64.50
13.75	16.13
21	24.60
24	25.80
29	37.30
26	29.90
100	117.60
25.00	29.40
28	33.70
33	42.60
73	83.60
61	72.90
195	232.80
48.75	58.20
90	98.20
152	158.00
236	248.30
202	209.20
680	713.70
170.00	178.43
230	239.70
232	238.50
326	335.40
432	449.20
1220	1262.80
305.00	315.70
390	399.10
428	445.00
412	427.00
339	351.90
1569	1623.00
392.25	405.75
311	331.10
273	297.20
278	295.30
220	243.40
1082	1167.00
270.50	291.75
196	225.30
205	228.20
245	284.40
189	200.40
835	938.30
208.75	234.58
200	220.20
202	226.80

177	190.80
215	244.60
794	882.40
198.50	220.60
190	207.40
196	211.30
201	220.20
248	258.90
835	897.80
208.75	224.45
248	267.70
261	280.70
317	344.00
247	272.90
1073	1165.30
268.25	291.33
290	305.50
269	286.00
284	312.60
165	181.30
1008	1085.40
252.00	271.35
220	243.30
262	298.60
243	271.30
251	255.80
976	1069.00
244.00	267.25
281	303.30
274	291.10
239	256.10
303	330.20
1097	1180.70
274.25	295.18
349	367.20
287	297.00
347	348.60
340	360.20
1323	1373.00
330.75	343.25
422	424.70
334	342.70
361	371.80
292	300.20
1409	1439.40
352.25	359.85
277	281.30
228	241.70
162	171.60
159	170.30
826	864.90
206.50	216.23
154	164.90
136	143.00
108	118.10
137	141.30
535	567.30
133.75	141.83
120	126.50
109	110.10
106	109.60
77	80.30
412	426.50
103.00	106.63
89	92.30
107	110.30
98	102.00
68	68.50
362	373.10
90.50	93.28
64	66.60
48	48.10
50	53.10
34	36.60
196	204.40
49.00	51.10
36	36.50
37	40.90
44	49.70
11	14.60
128	141.70
32.00	35.43

16799	17893.00
174.99	186.39

Immingham, Lincolnshire
Classified Junction Count

Site 7 of 9
Gibbey Road
A180 (East)
Estate Road 2
A180 (West)
Estate Road No 1

Lat/Long
lat 53.578141° lon -0.109031°

Date
Wednesday 24 April 2019

Weather
Sunny Intervals
Temp: 15°C

0000 - 2400 (Wednesday 24H Session)

TIME	Movement 7.8: Northbound from A180 (East) to Estate Road No 1							
	P/CYCLE	M/CYCLE	CAR	TAXI	LGV	OGV1	OGV2	BUS/COACH
0000 - 0015	0	0	1	0	0	0	0	0
0015 - 0030	0	0	1	0	0	0	0	0
0030 - 0045	0	0	1	0	0	0	0	0
0045 - 0100	0	0	0	0	0	0	0	0
Hourly Total	0	0	3	0	0	0	0	0
Hourly Average	0.00	0.00	0.75	0.00	0.00	0.00	0.00	0.00
0100 - 0115	0	0	1	0	0	0	0	0
0115 - 0130	0	0	1	0	0	0	0	0
0130 - 0145	0	0	0	0	0	0	0	0
0145 - 0200	0	0	0	0	0	0	0	0
Hourly Total	0	0	2	0	0	0	0	0
Hourly Average	0.00	0.00	0.50	0.00	0.00	0.00	0.00	0.00
0200 - 0215	0	0	1	0	0	0	0	0
0215 - 0230	0	0	1	0	0	0	0	0
0230 - 0245	0	0	1	0	0	0	0	0
0245 - 0300	0	0	1	0	0	0	0	0
Hourly Total	0	0	4	0	0	0	0	0
Hourly Average	0.00	0.00	1.00	0.00	0.00	0.00	0.00	0.00
0300 - 0315	0	0	1	0	0	0	0	0
0315 - 0330	0	0	1	0	0	0	0	0
0330 - 0345	0	0	3	0	0	0	0	0
0345 - 0400	0	0	1	0	0	0	0	0
Hourly Total	0	0	6	0	0	0	0	0
Hourly Average	0.00	0.00	1.50	0.00	0.00	0.00	0.00	0.00
0400 - 0415	0	0	2	0	1	0	0	0
0415 - 0430	0	0	3	0	0	0	0	0
0430 - 0445	0	0	7	0	0	0	0	0
0445 - 0500	0	0	6	0	1	0	0	0
Hourly Total	0	0	18	0	2	0	0	0
Hourly Average	0.00	0.00	4.50	0.00	0.50	0.00	0.00	0.00
0500 - 0515	0	0	11	0	1	0	0	0
0515 - 0530	0	0	18	0	2	0	0	0
0530 - 0545	0	0	27	0	2	0	0	0
0545 - 0600	0	0	21	0	2	0	0	0
Hourly Total	0	0	77	0	7	0	0	0
Hourly Average	0.00	0.00	19.25	0.00	1.75	0.00	0.00	0.00
0600 - 0615	0	0	20	0	4	0	0	0
0615 - 0630	0	0	22	0	3	0	0	0
0630 - 0645	0	0	29	0	5	1	0	0
0645 - 0700	0	0	32	0	5	0	0	0
Hourly Total	0	0	103	0	17	1	0	0
Hourly Average	0.00	0.00	25.75	0.00	4.25	0.25	0.00	0.00
0700 - 0715	0	0	35	0	7	1	0	0
0715 - 0730	0	0	38	0	6	1	1	0
0730 - 0745	0	0	37	0	5	1	1	0
0745 - 0800	0	0	31	0	6	0	0	0
Hourly Total	0	0	141	0	24	3	2	0
Hourly Average	0.00	0.00	35.25	0.00	6.00	0.75	0.50	0.00
0800 - 0815	0	0	28	0	2	1	0	0
0815 - 0830	0	0	26	0	7	1	0	0
0830 - 0845	0	0	23	0	6	1	1	0
0845 - 0900	0	0	17	0	6	0	0	0
Hourly Total	0	0	94	0	21	3	1	0
Hourly Average	0.00	0.00	23.50	0.00	5.25	0.75	0.25	0.00
0900 - 0915	0	0	15	0	5	1	0	0
0915 - 0930	0	0	17	0	6	2	0	0

0930 - 0945	0	0	16	1	5	1	1	0
0945 - 1000	0	0	17	0	4	0	1	0
Hourly Total	0	0	65	1	20	4	2	0
Hourly Average	0.00	0.00	16.25	0.25	5.00	1.00	0.50	0.00
1000 - 1015	0	0	15	1	4	0	1	0
1015 - 1030	0	0	18	1	5	3	1	0
1030 - 1045	0	0	16	1	1	1	0	0
1045 - 1100	0	0	16	0	5	2	0	0
Hourly Total	0	0	65	3	15	6	2	0
Hourly Average	0.00	0.00	16.25	0.75	3.75	1.50	0.50	0.00
1100 - 1115	0	0	16	0	5	0	0	0
1115 - 1130	0	0	18	0	4	0	0	0
1130 - 1145	0	0	21	0	4	1	2	0
1145 - 1200	0	0	19	0	6	0	1	0
Hourly Total	0	0	74	0	19	1	3	0
Hourly Average	0.00	0.00	18.50	0.00	4.75	0.25	0.75	0.00
1200 - 1215	0	0	19	0	5	0	0	0
1215 - 1230	0	0	23	0	4	2	2	0
1230 - 1245	0	0	20	0	6	1	0	0
1245 - 1300	0	0	19	0	5	1	0	0
Hourly Total	0	0	81	0	20	4	2	0
Hourly Average	0.00	0.00	20.25	0.00	5.00	1.00	0.50	0.00
1300 - 1315	0	0	24	0	6	1	0	0
1315 - 1330	0	0	24	1	3	2	0	0
1330 - 1345	0	0	22	0	5	2	1	0
1345 - 1400	0	0	19	0	5	0	0	0
Hourly Total	0	0	89	1	19	5	1	0
Hourly Average	0.00	0.00	22.25	0.25	4.75	1.25	0.25	0.00
1400 - 1415	0	0	20	0	6	0	0	0
1415 - 1430	0	0	22	0	6	0	0	0
1430 - 1445	0	0	19	0	5	0	0	0
1445 - 1500	0	0	21	0	6	1	0	0
Hourly Total	0	0	82	0	23	1	0	0
Hourly Average	0.00	0.00	20.50	0.00	5.75	0.25	0.00	0.00
1500 - 1515	0	0	25	0	5	0	0	0
1515 - 1530	0	0	23	0	6	0	1	0
1530 - 1545	0	0	25	0	5	1	0	0
1545 - 1600	0	0	23	0	5	0	1	1
Hourly Total	0	0	96	0	21	1	2	1
Hourly Average	0.00	0.00	24.00	0.00	5.25	0.25	0.50	0.25
1600 - 1615	0	0	27	0	6	0	1	0
1615 - 1630	0	0	25	0	5	0	2	0
1630 - 1645	0	0	30	0	4	0	0	0
1645 - 1700	0	0	31	0	4	0	0	0
Hourly Total	0	0	113	0	19	0	3	0
Hourly Average	0.00	0.00	28.25	0.00	4.75	0.00	0.75	0.00
1700 - 1715	0	0	34	0	3	1	0	0
1715 - 1730	0	0	35	0	3	0	0	0
1730 - 1745	0	0	33	0	3	0	0	0
1745 - 1800	0	0	26	0	2	0	0	0
Hourly Total	0	0	128	0	11	1	0	0
Hourly Average	0.00	0.00	32.00	0.00	2.75	0.25	0.00	0.00
1800 - 1815	0	0	22	0	2	0	2	0
1815 - 1830	0	0	20	0	2	1	1	0
1830 - 1845	0	0	13	0	2	0	0	0
1845 - 1900	0	0	15	0	2	0	0	0
Hourly Total	0	0	70	0	8	1	3	0
Hourly Average	0.00	0.00	17.50	0.00	2.00	0.25	0.75	0.00
1900 - 1915	0	0	17	0	2	0	0	0
1915 - 1930	0	0	12	0	1	0	0	0
1930 - 1945	0	0	11	0	1	0	0	0
1945 - 2000	0	0	12	0	1	1	0	0
Hourly Total	0	0	52	0	5	1	0	0
Hourly Average	0.00	0.00	13.00	0.00	1.25	0.25	0.00	0.00
2000 - 2015	0	0	11	0	1	0	0	0
2015 - 2030	0	0	10	0	0	0	0	0
2030 - 2045	0	0	9	0	1	0	0	0
2045 - 2100	0	0	6	0	0	0	0	0
Hourly Total	0	0	36	0	2	0	0	0
Hourly Average	0.00	0.00	9.00	0.00	0.50	0.00	0.00	0.00
2100 - 2115	0	0	7	0	0	0	0	0
2115 - 2130	0	0	8	0	1	0	0	0
2130 - 2145	0	0	7	0	0	0	0	0
2145 - 2200	0	0	5	0	0	1	0	0
Hourly Total	0	0	27	0	1	1	0	0
Hourly Average	0.00	0.00	6.75	0.00	0.25	0.25	0.00	0.00
2200 - 2215	0	0	5	0	1	0	0	0
2215 - 2230	0	0	3	0	0	0	0	0
2230 - 2245	0	0	4	0	0	0	0	0
2245 - 2300	0	0	2	0	0	0	0	0
Hourly Total	0	0	14	0	1	0	0	0
Hourly Average	0.00	0.00	3.50	0.00	0.25	0.00	0.00	0.00
2300 - 2315	0	0	2	0	0	0	1	0

2315 - 2330	0	0	2	0	0	0	0	0
2330 - 2345	0	0	1	0	1	0	0	0
2345 - 0000	0	0	2	0	0	0	0	0
Hourly Total	0	0	7	0	1	0	1	0
Hourly Average	0.00	0.00	1.75	0.00	0.25	0.00	0.25	0.00

Session Total	0	0	1447	5	256	33	22	1
Session Average	0.00	0.00	15.07	0.05	2.67	0.34	0.23	0.01

Date
Thursday 25 April 2019

Weather
Sunny Intervals
Temp: 12°C

0000 - 2400 (Thursday 24H Session)

TIME	Movement 7.8: Northbound from A180 (East) to Estate Road No 1							
	P/CYCLE	M/CYCLE	CAR	TAXI	LGV	OGV1	OGV2	BUS/COACH
0000 - 0015	0	0	0	0	0	0	0	0
0015 - 0030	0	0	1	0	0	0	0	0
0030 - 0045	0	0	1	0	0	0	0	0
0045 - 0100	0	0	0	0	0	0	0	0
Hourly Total	0	0	2	0	0	0	0	0
Hourly Average	0.00	0.00	0.50	0.00	0.00	0.00	0.00	0.00
0100 - 0115	0	0	0	0	1	0	0	0
0115 - 0130	0	0	0	0	0	0	0	0
0130 - 0145	0	0	1	0	0	0	0	0
0145 - 0200	0	0	0	0	0	0	0	0
Hourly Total	0	0	1	0	1	0	0	0
Hourly Average	0.00	0.00	0.25	0.00	0.25	0.00	0.00	0.00
0200 - 0215	0	0	0	0	0	0	1	0
0215 - 0230	0	0	1	0	0	0	0	0
0230 - 0245	0	1	2	0	0	0	0	0
0245 - 0300	0	0	1	0	1	0	0	0
Hourly Total	0	1	4	0	1	0	1	0
Hourly Average	0.00	0.25	1.00	0.00	0.25	0.00	0.25	0.00
0300 - 0315	1	0	0	0	0	0	0	0
0315 - 0330	0	0	0	0	0	0	0	0
0330 - 0345	0	0	12	0	0	0	0	0
0345 - 0400	0	0	3	0	0	0	0	0
Hourly Total	1	0	15	0	0	0	0	0
Hourly Average	0.25	0.00	3.75	0.00	0.00	0.00	0.00	0.00
0400 - 0415	0	0	8	0	0	0	0	0
0415 - 0430	0	0	5	0	0	0	0	0
0430 - 0445	0	0	17	0	2	0	0	0
0445 - 0500	0	1	12	0	0	0	1	0
Hourly Total	0	1	42	0	2	0	1	0
Hourly Average	0.00	0.25	10.50	0.00	0.50	0.00	0.25	0.00
0500 - 0515	0	1	20	0	0	0	0	0
0515 - 0530	0	0	40	0	3	0	0	0
0530 - 0545	2	3	52	0	0	0	0	0
0545 - 0600	0	0	18	0	2	0	0	0
Hourly Total	2	4	130	0	5	0	0	0
Hourly Average	0.50	1.00	32.50	0.00	1.25	0.00	0.00	0.00
0600 - 0615	0	0	9	0	2	0	0	0
0615 - 0630	0	1	13	0	2	1	0	0
0630 - 0645	0	0	8	0	1	0	1	0
0645 - 0700	0	0	20	0	2	0	0	0
Hourly Total	0	1	50	0	7	1	1	0
Hourly Average	0.00	0.25	12.50	0.00	1.75	0.25	0.25	0.00
0700 - 0715	0	0	8	0	3	1	0	0
0715 - 0730	0	0	28	0	2	1	0	0
0730 - 0745	0	1	26	0	8	1	0	0
0745 - 0800	0	0	43	0	8	1	0	0
Hourly Total	0	1	105	0	21	4	0	0
Hourly Average	0.00	0.25	26.25	0.00	5.25	1.00	0.00	0.00
0800 - 0815	0	0	22	0	0	2	1	0
0815 - 0830	0	1	20	0	3	1	1	0
0830 - 0845	0	3	26	0	7	0	0	0
0845 - 0900	0	0	22	0	5	0	1	0
Hourly Total	0	4	90	0	15	3	3	0
Hourly Average	0.00	1.00	22.50	0.00	3.75	0.75	0.75	0.00
0900 - 0915	0	0	11	0	4	1	0	0
0915 - 0930	0	1	16	1	2	2	1	0
0930 - 0945	0	0	12	2	4	1	1	0
0945 - 1000	0	2	8	0	6	0	2	0
Hourly Total	0	3	47	3	16	4	4	0
Hourly Average	0.00	0.75	11.75	0.75	4.00	1.00	1.00	0.00
1000 - 1015	0	0	9	1	8	1	1	0
1015 - 1030	0	0	11	1	7	1	0	0

1030 - 1045	0	0	16	3	5	0	0	0
1045 - 1100	0	2	16	0	7	0	0	0
Hourly Total	0	2	52	5	27	2	1	0
Hourly Average	0.00	0.50	13.00	1.25	6.75	0.50	0.25	0.00
1100 - 1115	0	0	16	0	9	5	4	0
1115 - 1130	0	0	21	0	6	1	5	0
1130 - 1145	0	0	12	0	5	5	1	0
1145 - 1200	0	0	18	0	13	2	4	0
Hourly Total	0	0	67	0	33	13	14	0
Hourly Average	0.00	0.00	16.75	0.00	8.25	3.25	3.50	0.00
1200 - 1215	0	0	5	0	0	4	1	0
1215 - 1230	0	3	13	0	2	3	2	0
1230 - 1245	0	0	13	0	0	0	2	0
1245 - 1300	0	0	11	0	2	0	0	0
Hourly Total	0	3	42	0	4	7	5	0
Hourly Average	0.00	0.75	10.50	0.00	1.00	1.75	1.25	0.00
1300 - 1315	0	0	11	0	6	0	0	0
1315 - 1330	0	0	23	0	5	1	0	0
1330 - 1345	0	0	23	0	5	0	0	0
1345 - 1400	0	0	13	0	2	0	0	0
Hourly Total	0	0	70	0	18	1	0	0
Hourly Average	0.00	0.00	17.50	0.00	4.50	0.25	0.00	0.00
1400 - 1415	0	3	20	0	5	0	0	0
1415 - 1430	0	0	7	0	2	1	0	0
1430 - 1445	0	0	13	0	5	1	0	0
1445 - 1500	0	0	10	0	0	2	1	0
Hourly Total	0	3	50	0	12	4	1	0
Hourly Average	0.00	0.75	12.50	0.00	3.00	1.00	0.25	0.00
1500 - 1515	0	0	7	0	0	7	1	0
1515 - 1530	0	0	5	0	4	0	2	0
1530 - 1545	0	0	2	0	4	0	0	0
1545 - 1600	0	0	16	0	0	0	1	0
Hourly Total	0	0	30	0	8	7	4	0
Hourly Average	0.00	0.00	7.50	0.00	2.00	1.75	1.00	0.00
1600 - 1615	0	0	8	0	4	0	0	0
1615 - 1630	0	0	7	0	6	0	0	0
1630 - 1645	0	0	8	0	1	0	0	0
1645 - 1700	0	0	7	0	0	0	1	0
Hourly Total	0	0	30	0	11	0	1	0
Hourly Average	0.00	0.00	7.50	0.00	2.75	0.00	0.25	0.00
1700 - 1715	0	0	2	1	0	0	0	0
1715 - 1730	0	0	7	0	0	0	0	0
1730 - 1745	0	0	8	0	0	0	0	0
1745 - 1800	0	0	5	0	1	0	0	0
Hourly Total	0	0	22	1	1	0	0	0
Hourly Average	0.00	0.00	5.50	0.25	0.25	0.00	0.00	0.00
1800 - 1815	0	0	2	0	0	0	0	0
1815 - 1830	0	0	1	0	0	0	0	0
1830 - 1845	0	0	2	1	0	0	0	0
1845 - 1900	0	0	2	1	0	0	0	0
Hourly Total	0	0	7	2	0	0	0	0
Hourly Average	0.00	0.00	1.75	0.50	0.00	0.00	0.00	0.00
1900 - 1915	0	0	2	1	0	0	0	0
1915 - 1930	0	0	1	0	0	0	0	0
1930 - 1945	0	0	3	0	0	0	0	0
1945 - 2000	0	0	1	0	0	0	0	0
Hourly Total	0	0	7	1	0	0	0	0
Hourly Average	0.00	0.00	1.75	0.25	0.00	0.00	0.00	0.00
2000 - 2015	0	0	1	1	0	0	0	0
2015 - 2030	0	0	1	1	0	0	0	0
2030 - 2045	0	0	3	0	0	0	0	0
2045 - 2100	0	0	2	0	0	0	0	0
Hourly Total	0	0	7	2	0	0	0	0
Hourly Average	0.00	0.00	1.75	0.50	0.00	0.00	0.00	0.00
2100 - 2115	0	0	5	0	0	0	0	0
2115 - 2130	0	0	7	0	2	0	0	0
2130 - 2145	0	0	3	0	0	0	0	0
2145 - 2200	0	0	7	0	0	0	0	0
Hourly Total	0	0	22	0	2	0	0	0
Hourly Average	0.00	0.00	5.50	0.00	0.50	0.00	0.00	0.00
2200 - 2215	0	0	0	0	0	0	0	0
2215 - 2230	0	0	2	0	0	0	0	0
2230 - 2245	0	0	0	0	0	0	0	0
2245 - 2300	0	0	0	0	0	0	0	0
Hourly Total	0	0	2	0	0	0	0	0
Hourly Average	0.00	0.00	0.50	0.00	0.00	0.00	0.00	0.00
2300 - 2315	0	0	0	0	0	0	0	0
2315 - 2330	0	0	0	0	0	0	0	0
2330 - 2345	0	0	0	0	0	0	0	0
2345 - 0000	0	0	1	0	0	0	0	0
Hourly Total	0	0	1	0	0	0	0	0
Hourly Average	0.00	0.00	0.25	0.00	0.00	0.00	0.00	0.00

Session Total	3	23	895	14	184	46	36	0
Session Average	0.03	0.24	9.32	0.15	1.92	0.48	0.38	0.00

Original Data	
TOTAL	PCU TOTAL
1	1.00
1	1.00
1	1.00
0	0.00
3	3.00
0.75	0.75
1	1.00
1	1.00
0	0.00
0	0.00
2	2.00
0.50	0.50
1	1.00
1	1.00
1	1.00
1	1.00
4	4.00
1.00	1.00
1	1.00
1	1.00
3	3.00
1	1.00
6	6.00
1.50	1.50
3	3.00
3	3.00
7	7.00
7	7.00
20	20.00
5.00	5.00
12	12.00
20	20.00
29	29.00
23	23.00
84	84.00
21.00	21.00
24	24.00
25	25.00
35	35.50
37	37.00
121	121.50
30.25	30.38
43	43.50
46	47.80
44	45.80
37	37.00
170	174.10
42.50	43.53
31	31.50
34	34.50
31	32.80
23	23.00
119	121.80
29.75	30.45
21	21.50
25	26.00

24	25.80
22	23.30
92	96.60
23.00	24.15
21	22.30
28	30.80
19	19.50
23	24.00
91	96.60
22.75	24.15
21	21.00
22	22.00
28	31.10
26	27.30
97	101.40
24.25	25.35
24	24.00
31	34.60
27	27.50
25	25.50
107	111.60
26.75	27.90
31	31.50
30	31.00
30	32.30
24	24.00
115	118.80
28.75	29.70
26	26.00
28	28.00
24	24.00
28	28.50
106	106.50
26.50	26.63
30	30.00
30	31.30
31	31.50
30	32.30
121	125.10
30.25	31.28
34	35.30
32	34.60
34	34.00
35	35.00
135	138.90
33.75	34.73
38	38.50
38	38.00
36	36.00
28	28.00
140	140.50
35.00	35.13
26	28.60
24	25.80
15	15.00
17	17.00
82	86.40
20.50	21.60
19	19.00
13	13.00
12	12.00
14	14.50
58	58.50
14.50	14.63
12	12.00
10	10.00
10	10.00
6	6.00
38	38.00
9.50	9.50
7	7.00
9	9.00
7	7.00
6	6.50
29	29.50
7.25	7.38
6	6.00
3	3.00
4	4.00
2	2.00
15	15.00
3.75	3.75
3	4.30

2	2.00
2	2.00
2	2.00
9	10.30
2.25	2.58

1764	1810.10
18.38	18.86

Original Data	
TOTAL	PCU TOTAL
0	0.00
1	1.00
1	1.00
0	0.00
2	2.00
0.50	0.50
1	1.00
0	0.00
1	1.00
0	0.00
2	2.00
0.50	0.50
1	2.30
1	1.00
3	2.40
2	2.00
7	7.70
1.75	1.93
1	0.20
0	0.00
12	12.00
3	3.00
16	15.20
4.00	3.80
8	8.00
5	5.00
19	19.00
14	14.70
46	46.70
11.50	11.68
21	20.40
43	43.00
57	53.60
20	20.00
141	137.00
35.25	34.25
11	11.00
17	16.90
10	11.30
22	22.00
60	61.20
15.00	15.30
12	12.50
31	31.50
36	35.90
52	52.50
131	132.40
32.75	33.10
25	27.30
26	27.20
36	34.20
28	29.30
115	118.00
28.75	29.50
16	16.50
23	24.70
20	21.80
18	19.40
77	82.40
19.25	20.60
20	21.80
20	20.50

24	24.00
25	23.80
89	90.10
22.25	22.53
34	41.70
33	40.00
23	26.80
37	43.20
127	151.70
31.75	37.93
10	13.30
23	25.30
15	17.60
13	13.00
61	69.20
15.25	17.30
17	17.00
29	29.50
28	28.00
15	15.00
89	89.50
22.25	22.38
28	26.20
10	10.50
19	19.50
13	15.30
70	71.50
17.50	17.88
15	19.80
11	13.60
6	6.00
17	18.30
49	57.70
12.25	14.43
12	12.00
13	13.00
9	9.00
8	9.30
42	43.30
10.50	10.83
3	3.00
7	7.00
8	8.00
6	6.00
24	24.00
6.00	6.00
2	2.00
1	1.00
3	3.00
3	3.00
9	9.00
2.25	2.25
3	3.00
1	1.00
3	3.00
1	1.00
8	8.00
2.00	2.00
2	2.00
2	2.00
3	3.00
2	2.00
9	9.00
2.25	2.25
5	5.00
9	9.00
3	3.00
7	7.00
24	24.00
6.00	6.00
0	0.00
2	2.00
0	0.00
0	0.00
2	2.00
0.50	0.50
0	0.00
0	0.00
0	0.00
1	1.00
1	1.00
0.25	0.25

1201	1254.60
12.51	13.07

Immingham, Lincolnshire
Classified Junction Count

Site 7 of 9
Gilbey Road
A180 (East)
Estate Road 2
A180 (West)
Estate Road No 1

Lat/Long
lat 53.578141° lon -0.109031°

Date
Wednesday 24 April 2019

Weather
Sunny Intervals
Temp: 15°C

0000 - 2400 (Wednesday 24H Session)

TIME	Movement 7.9: Right from A180 (East) to Gilbey Road							
	P/CYCLE	M/CYCLE	CAR	TAXI	LGV	OGV1	OGV2	BUS/COACH
0000 - 0015	0	0	1	0	0	0	0	0
0015 - 0030	0	0	1	0	0	0	0	0
0030 - 0045	0	0	1	0	0	0	0	0
0045 - 0100	0	0	0	0	0	0	0	0
Hourly Total	0	0	3	0	0	0	0	0
Hourly Average	0.00	0.00	0.75	0.00	0.00	0.00	0.00	0.00
0100 - 0115	0	0	1	0	0	0	0	0
0115 - 0130	0	0	0	0	0	0	0	0
0130 - 0145	0	0	1	0	0	0	0	0
0145 - 0200	0	0	0	0	0	0	0	0
Hourly Total	0	0	2	0	0	0	0	0
Hourly Average	0.00	0.00	0.50	0.00	0.00	0.00	0.00	0.00
0200 - 0215	0	0	1	0	0	0	0	0
0215 - 0230	0	0	0	0	0	0	0	0
0230 - 0245	0	0	1	0	0	0	0	0
0245 - 0300	0	0	1	0	0	0	0	0
Hourly Total	0	0	3	0	0	0	0	0
Hourly Average	0.00	0.00	0.75	0.00	0.00	0.00	0.00	0.00
0300 - 0315	0	0	1	0	0	0	0	0
0315 - 0330	0	0	1	0	0	0	0	0
0330 - 0345	0	0	2	0	0	0	0	0
0345 - 0400	0	0	1	0	0	0	0	0
Hourly Total	0	0	5	0	0	0	0	0
Hourly Average	0.00	0.00	1.25	0.00	0.00	0.00	0.00	0.00
0400 - 0415	0	0	2	0	0	0	0	0
0415 - 0430	0	0	2	0	0	0	0	0
0430 - 0445	0	0	5	0	0	0	0	0
0445 - 0500	0	0	4	0	1	0	0	0
Hourly Total	0	0	13	0	1	0	0	0
Hourly Average	0.00	0.00	3.25	0.00	0.25	0.00	0.00	0.00
0500 - 0515	0	0	8	0	1	0	0	0
0515 - 0530	0	0	13	0	1	0	0	0
0530 - 0545	0	0	19	0	1	0	0	0
0545 - 0600	0	0	14	0	1	0	0	0
Hourly Total	0	0	54	0	4	0	0	0
Hourly Average	0.00	0.00	13.50	0.00	1.00	0.00	0.00	0.00
0600 - 0615	0	0	14	0	3	0	0	0
0615 - 0630	0	0	15	0	2	0	0	0
0630 - 0645	0	0	20	0	3	0	0	0
0645 - 0700	0	0	22	0	4	0	1	0
Hourly Total	0	0	71	0	12	0	1	0
Hourly Average	0.00	0.00	17.75	0.00	3.00	0.00	0.25	0.00
0700 - 0715	0	0	24	0	5	0	0	0
0715 - 0730	0	0	26	0	5	1	0	0
0730 - 0745	0	0	26	0	4	0	1	0
0745 - 0800	0	0	22	0	4	0	0	0
Hourly Total	0	0	98	0	18	1	1	0
Hourly Average	0.00	0.00	24.50	0.00	4.50	0.25	0.25	0.00
0800 - 0815	0	0	20	0	9	0	0	0
0815 - 0830	0	0	18	0	5	1	0	0
0830 - 0845	0	0	16	0	4	0	0	0
0845 - 0900	0	0	12	0	4	0	0	0
Hourly Total	0	0	66	0	22	1	0	0
Hourly Average	0.00	0.00	16.50	0.00	5.50	0.25	0.00	0.00
0900 - 0915	0	0	11	0	4	0	0	0
0915 - 0930	0	0	12	0	5	1	0	0

0930 - 0945	0	0	11	0	3	1	0	0
0945 - 1000	0	0	12	0	3	0	1	0
Hourly Total	0	0	46	0	15	2	1	0
Hourly Average	0.00	0.00	11.50	0.00	3.75	0.50	0.25	0.00
1000 - 1015	0	0	10	0	3	3	1	0
1015 - 1030	0	0	12	0	3	0	0	0
1030 - 1045	0	0	11	0	1	0	0	0
1045 - 1100	0	0	11	0	4	0	0	0
Hourly Total	0	0	44	0	11	3	1	0
Hourly Average	0.00	0.00	11.00	0.00	2.75	0.75	0.25	0.00
1100 - 1115	0	0	11	0	3	0	0	0
1115 - 1130	0	0	13	0	3	0	1	0
1130 - 1145	0	0	15	0	3	0	0	0
1145 - 1200	0	0	14	0	4	0	0	0
Hourly Total	0	0	53	0	13	0	1	0
Hourly Average	0.00	0.00	13.25	0.00	3.25	0.00	0.25	0.00
1200 - 1215	0	0	13	0	4	2	0	0
1215 - 1230	0	0	16	0	3	1	0	0
1230 - 1245	0	0	14	0	4	1	0	0
1245 - 1300	0	0	13	0	4	2	0	0
Hourly Total	0	0	56	0	15	6	0	0
Hourly Average	0.00	0.00	14.00	0.00	3.75	1.50	0.00	0.00
1300 - 1315	0	0	17	0	4	2	0	0
1315 - 1330	0	0	17	0	2	0	0	0
1330 - 1345	0	0	16	0	3	1	0	0
1345 - 1400	0	0	14	0	3	0	2	0
Hourly Total	0	0	64	0	12	3	2	0
Hourly Average	0.00	0.00	16.00	0.00	3.00	0.75	0.50	0.00
1400 - 1415	0	0	14	0	4	1	0	0
1415 - 1430	0	0	16	0	4	0	1	0
1430 - 1445	0	0	13	0	3	0	0	0
1445 - 1500	0	0	15	0	4	0	1	0
Hourly Total	0	0	58	0	15	1	2	0
Hourly Average	0.00	0.00	14.50	0.00	3.75	0.25	0.50	0.00
1500 - 1515	0	0	17	0	3	0	0	0
1515 - 1530	0	0	16	0	4	0	0	0
1530 - 1545	0	0	17	0	3	0	0	0
1545 - 1600	0	0	16	0	3	1	0	0
Hourly Total	0	0	66	0	13	1	0	0
Hourly Average	0.00	0.00	16.50	0.00	3.25	0.25	0.00	0.00
1600 - 1615	0	0	19	0	4	0	0	0
1615 - 1630	0	0	18	0	3	1	0	0
1630 - 1645	0	0	21	0	3	1	0	0
1645 - 1700	0	0	21	0	3	0	0	0
Hourly Total	0	0	79	0	13	2	0	0
Hourly Average	0.00	0.00	19.75	0.00	3.25	0.50	0.00	0.00
1700 - 1715	0	0	24	0	2	0	0	0
1715 - 1730	0	0	24	0	2	0	0	0
1730 - 1745	0	0	23	0	2	0	0	0
1745 - 1800	0	0	19	0	1	0	0	0
Hourly Total	0	0	90	0	7	0	0	0
Hourly Average	0.00	0.00	22.50	0.00	1.75	0.00	0.00	0.00
1800 - 1815	0	0	16	0	2	0	0	0
1815 - 1830	0	0	14	0	1	0	0	0
1830 - 1845	0	0	9	0	1	0	0	0
1845 - 1900	0	0	10	0	1	0	0	0
Hourly Total	0	0	49	0	5	0	0	0
Hourly Average	0.00	0.00	12.25	0.00	1.25	0.00	0.00	0.00
1900 - 1915	0	0	12	0	1	0	0	0
1915 - 1930	0	0	8	0	1	0	0	0
1930 - 1945	0	0	8	0	1	0	0	0
1945 - 2000	0	0	8	0	0	0	0	0
Hourly Total	0	0	36	0	3	0	0	0
Hourly Average	0.00	0.00	9.00	0.00	0.75	0.00	0.00	0.00
2000 - 2015	0	0	7	0	0	0	0	0
2015 - 2030	0	0	7	0	0	0	0	0
2030 - 2045	0	0	6	0	1	0	0	0
2045 - 2100	0	0	4	0	0	0	0	0
Hourly Total	0	0	24	0	1	0	0	0
Hourly Average	0.00	0.00	6.00	0.00	0.25	0.00	0.00	0.00
2100 - 2115	0	0	5	0	0	0	0	0
2115 - 2130	0	0	5	0	1	0	0	0
2130 - 2145	0	0	5	0	0	0	0	0
2145 - 2200	0	0	3	0	0	0	0	0
Hourly Total	0	0	18	0	1	0	0	0
Hourly Average	0.00	0.00	4.50	0.00	0.25	0.00	0.00	0.00
2200 - 2215	0	0	4	0	0	0	0	0
2215 - 2230	0	0	2	0	0	0	0	0
2230 - 2245	0	0	2	0	0	0	0	0
2245 - 2300	0	0	2	0	0	0	0	0
Hourly Total	0	0	10	0	0	0	0	0
Hourly Average	0.00	0.00	2.50	0.00	0.00	0.00	0.00	0.00
2300 - 2315	0	0	2	0	0	0	0	0

2315 - 2330	0	0	1	0	0	0	0	0
2330 - 2345	0	0	1	0	1	0	0	0
2345 - 0000	0	0	1	0	0	0	0	0
Hourly Total	0	0	5	0	1	0	0	0
Hourly Average	0.00	0.00	1.25	0.00	0.25	0.00	0.00	0.00

Session Total	0	0	1013	0	182	20	9	0
Session Average	0.00	0.00	10.55	0.00	1.90	0.21	0.09	0.00

Date
Thursday 25 April 2019

Weather
Sunny Intervals
Temp: 12°C

0000 - 2400 (Thursday 24H Session)

TIME	Movement 7.9: Right from A180 (East) to Gilbey Road							
	P/CYCLE	M/CYCLE	CAR	TAXI	LGV	OGV1	OGV2	BUS/COACH
0000 - 0015	0	0	0	0	0	0	0	0
0015 - 0030	0	0	0	0	0	0	0	0
0030 - 0045	0	0	0	0	0	0	0	0
0045 - 0100	0	0	0	0	0	0	0	0
Hourly Total	0	0	0	0	0	0	0	0
Hourly Average	0.00	0.00	0.00	0.00	0.00	0.00	0.00	0.00
0100 - 0115	0	0	0	0	0	0	0	0
0115 - 0130	0	0	0	0	0	0	0	0
0130 - 0145	0	0	1	0	0	0	0	0
0145 - 0200	0	0	0	0	1	0	0	0
Hourly Total	0	0	1	0	1	0	0	0
Hourly Average	0.00	0.00	0.25	0.00	0.25	0.00	0.00	0.00
0200 - 0215	0	0	2	0	0	0	0	0
0215 - 0230	0	0	0	0	0	0	0	0
0230 - 0245	0	0	0	0	0	0	0	0
0245 - 0300	0	0	2	0	0	0	0	0
Hourly Total	0	0	4	0	0	0	0	0
Hourly Average	0.00	0.00	1.00	0.00	0.00	0.00	0.00	0.00
0300 - 0315	0	0	0	0	1	0	0	0
0315 - 0330	0	0	0	0	0	0	0	0
0330 - 0345	0	0	1	0	0	0	0	0
0345 - 0400	0	0	0	0	1	0	0	0
Hourly Total	0	0	1	0	2	0	0	0
Hourly Average	0.00	0.00	0.25	0.00	0.50	0.00	0.00	0.00
0400 - 0415	0	0	0	0	0	0	0	0
0415 - 0430	0	0	0	0	0	0	0	0
0430 - 0445	0	0	0	0	0	0	0	0
0445 - 0500	0	0	1	0	1	0	0	0
Hourly Total	0	0	1	0	1	0	0	0
Hourly Average	0.00	0.00	0.25	0.00	0.25	0.00	0.00	0.00
0500 - 0515	0	0	0	0	0	0	0	0
0515 - 0530	0	0	2	0	0	0	0	0
0530 - 0545	0	0	4	0	1	0	0	0
0545 - 0600	0	0	7	0	1	0	0	0
Hourly Total	0	0	13	0	2	0	0	0
Hourly Average	0.00	0.00	3.25	0.00	0.50	0.00	0.00	0.00
0600 - 0615	0	0	4	0	2	0	0	0
0615 - 0630	0	1	10	0	1	0	1	0
0630 - 0645	0	0	14	0	1	0	0	0
0645 - 0700	0	0	3	0	1	1	0	0
Hourly Total	0	1	31	0	5	1	1	0
Hourly Average	0.00	0.25	7.75	0.00	1.25	0.25	0.25	0.00
0700 - 0715	0	0	8	0	2	0	0	0
0715 - 0730	0	0	11	0	11	1	4	0
0730 - 0745	0	0	4	0	6	0	1	0
0745 - 0800	0	0	7	0	2	0	1	0
Hourly Total	0	0	30	0	21	1	6	0
Hourly Average	0.00	0.00	7.50	0.00	5.25	0.25	1.50	0.00
0800 - 0815	0	0	12	0	6	0	4	1
0815 - 0830	0	1	29	0	4	0	0	0
0830 - 0845	0	0	21	0	6	0	1	0
0845 - 0900	0	0	18	0	1	1	3	0
Hourly Total	0	1	80	0	17	1	8	1
Hourly Average	0.00	0.25	20.00	0.00	4.25	0.25	2.00	0.25
0900 - 0915	0	2	7	0	7	2	0	0
0915 - 0930	0	0	5	0	8	0	0	0
0930 - 0945	0	0	14	0	8	0	1	0
0945 - 1000	0	0	18	0	14	0	1	0
Hourly Total	0	2	44	0	37	2	2	0
Hourly Average	0.00	0.50	11.00	0.00	9.25	0.50	0.50	0.00
1000 - 1015	0	1	19	0	9	3	0	0
1015 - 1030	0	0	22	0	0	1	0	0

1030 - 1045	0	0	11	0	7	1	2	0
1045 - 1100	0	0	6	0	11	1	0	0
Hourly Total	0	1	58	0	27	6	2	0
Hourly Average	0.00	0.25	14.50	0.00	6.75	1.50	0.50	0.00
1100 - 1115	0	0	15	0	6	2	0	0
1115 - 1130	0	0	17	0	6	0	0	0
1130 - 1145	0	0	10	0	12	0	2	0
1145 - 1200	0	0	4	1	12	1	6	0
Hourly Total	0	0	46	1	36	3	8	0
Hourly Average	0.00	0.00	11.50	0.25	9.00	0.75	2.00	0.00
1200 - 1215	0	0	15	0	1	0	1	0
1215 - 1230	0	0	17	0	4	0	1	0
1230 - 1245	0	0	14	0	0	4	0	0
1245 - 1300	0	0	32	0	5	1	0	0
Hourly Total	0	0	78	0	10	5	2	0
Hourly Average	0.00	0.00	19.50	0.00	2.50	1.25	0.50	0.00
1300 - 1315	0	0	21	0	5	2	2	0
1315 - 1330	0	0	15	0	12	0	0	0
1330 - 1345	0	0	11	0	11	0	0	0
1345 - 1400	0	0	20	0	5	3	1	0
Hourly Total	0	0	67	0	33	5	3	0
Hourly Average	0.00	0.00	16.75	0.00	8.25	1.25	0.75	0.00
1400 - 1415	0	0	15	0	4	1	0	0
1415 - 1430	0	0	9	0	4	0	1	0
1430 - 1445	0	0	24	0	10	3	2	0
1445 - 1500	0	0	8	0	1	0	0	0
Hourly Total	0	0	56	0	19	4	3	0
Hourly Average	0.00	0.00	14.00	0.00	4.75	1.00	0.75	0.00
1500 - 1515	0	0	12	0	0	0	0	0
1515 - 1530	0	0	9	0	6	0	2	0
1530 - 1545	0	0	13	0	10	0	1	0
1545 - 1600	0	0	17	0	7	0	0	0
Hourly Total	0	0	51	0	23	0	3	0
Hourly Average	0.00	0.00	12.75	0.00	5.75	0.00	0.75	0.00
1600 - 1615	0	0	18	0	1	0	0	0
1615 - 1630	0	0	25	0	5	0	1	0
1630 - 1645	0	0	6	0	1	1	1	0
1645 - 1700	0	0	7	0	0	0	0	0
Hourly Total	0	0	56	0	7	1	2	0
Hourly Average	0.00	0.00	14.00	0.00	1.75	0.25	0.50	0.00
1700 - 1715	0	0	12	0	0	0	0	0
1715 - 1730	0	0	7	0	0	0	0	0
1730 - 1745	0	0	2	0	3	0	0	0
1745 - 1800	0	0	8	0	2	0	1	0
Hourly Total	0	0	29	0	5	0	1	0
Hourly Average	0.00	0.00	7.25	0.00	1.25	0.00	0.25	0.00
1800 - 1815	0	0	7	1	1	0	0	0
1815 - 1830	0	0	4	0	2	0	0	0
1830 - 1845	0	0	7	0	1	0	0	0
1845 - 1900	0	0	10	0	0	0	0	0
Hourly Total	0	0	28	1	4	0	0	0
Hourly Average	0.00	0.00	7.00	0.25	1.00	0.00	0.00	0.00
1900 - 1915	0	0	0	0	0	0	0	0
1915 - 1930	0	0	1	0	1	0	0	0
1930 - 1945	0	0	1	0	2	0	0	0
1945 - 2000	0	0	0	0	1	0	1	0
Hourly Total	0	0	2	0	4	0	1	0
Hourly Average	0.00	0.00	0.50	0.00	1.00	0.00	0.25	0.00
2000 - 2015	0	0	2	0	2	0	0	0
2015 - 2030	0	0	0	0	1	0	0	0
2030 - 2045	0	0	0	0	0	0	0	0
2045 - 2100	1	0	0	0	0	0	0	0
Hourly Total	1	0	2	0	3	0	0	0
Hourly Average	0.25	0.00	0.50	0.00	0.75	0.00	0.00	0.00
2100 - 2115	0	0	3	0	2	0	1	0
2115 - 2130	0	0	1	0	0	0	0	0
2130 - 2145	0	0	0	0	0	0	0	0
2145 - 2200	0	0	0	0	0	0	0	0
Hourly Total	0	0	4	0	2	0	1	0
Hourly Average	0.00	0.00	1.00	0.00	0.50	0.00	0.25	0.00
2200 - 2215	0	0	0	0	0	0	0	0
2215 - 2230	0	0	1	0	1	0	0	0
2230 - 2245	0	0	0	0	0	0	0	0
2245 - 2300	0	0	0	0	0	0	0	0
Hourly Total	0	0	1	0	1	0	0	0
Hourly Average	0.00	0.00	0.25	0.00	0.25	0.00	0.00	0.00
2300 - 2315	0	0	0	0	0	0	0	0
2315 - 2330	0	0	0	0	0	0	0	0
2330 - 2345	0	0	1	0	0	0	0	0
2345 - 0000	0	0	0	0	0	0	0	0
Hourly Total	0	0	1	0	0	0	0	0
Hourly Average	0.00	0.00	0.25	0.00	0.00	0.00	0.00	0.00

Session Total	1	5	684	2	260	29	43	1
Session Average	0.01	0.05	7.13	0.02	2.71	0.30	0.45	0.01

Original Data	
TOTAL	PCU TOTAL
1	1.00
1	1.00
1	1.00
0	0.00
3	3.00
0.75	0.75
1	1.00
0	0.00
1	1.00
0	0.00
2	2.00
0.50	0.50
1	1.00
0	0.00
1	1.00
1	1.00
3	3.00
0.75	0.75
1	1.00
1	1.00
2	2.00
1	1.00
5	5.00
1.25	1.25
2	2.00
2	2.00
5	5.00
5	5.00
14	14.00
3.50	3.50
9	9.00
14	14.00
20	20.00
15	15.00
58	58.00
14.50	14.50
17	17.00
17	17.00
23	23.00
27	28.30
84	85.30
21.00	21.33
29	29.00
32	32.50
31	32.30
26	26.00
118	119.80
29.50	29.95
29	29.00
24	24.50
20	20.00
16	16.00
89	89.50
22.25	22.38
15	15.00
18	18.50

15	15.50
16	17.30
64	66.30
16.00	16.58
17	19.80
15	15.00
12	12.00
15	15.00
59	61.80
14.75	15.45
14	14.00
17	18.30
18	18.00
18	18.00
67	68.30
16.75	17.08
19	20.00
20	20.50
19	19.50
19	20.00
77	80.00
19.25	20.00
23	24.00
19	19.00
20	20.50
19	21.60
81	85.10
20.25	21.28
19	19.50
21	22.30
16	16.00
20	21.30
76	79.10
19.00	19.78
20	20.00
20	20.00
20	20.00
20	20.50
80	80.50
20.00	20.13
23	23.00
22	22.50
25	25.50
24	24.00
94	95.00
23.50	23.75
26	26.00
26	26.00
25	25.00
20	20.00
97	97.00
24.25	24.25
18	18.00
15	15.00
10	10.00
11	11.00
54	54.00
13.50	13.50
13	13.00
9	9.00
9	9.00
8	8.00
39	39.00
9.75	9.75
7	7.00
7	7.00
7	7.00
4	4.00
25	25.00
6.25	6.25
5	5.00
6	6.00
5	5.00
3	3.00
19	19.00
4.75	4.75
4	4.00
2	2.00
2	2.00
2	2.00
10	10.00
2.50	2.50
2	2.00

1	1.00
2	2.00
1	1.00
6	6.00
1.50	1.50

1224	1245.70
12.75	12.98

Original Data	
TOTAL	PCU TOTAL
0	0.00
0	0.00
0	0.00
0	0.00
0	0.00
0.00	0.00
0	0.00
0	0.00
1	1.00
1	1.00
2	2.00
0.50	0.50
2	2.00
0	0.00
0	0.00
2	2.00
4	4.00
1.00	1.00
1	1.00
0	0.00
1	1.00
1	1.00
3	3.00
0.75	0.75
0	0.00
0	0.00
0	0.00
2	2.00
2	2.00
0.50	0.50
0	0.00
2	2.00
5	5.00
8	8.00
15	15.00
3.75	3.75
6	6.00
13	13.70
15	15.00
5	5.50
39	40.20
9.75	10.05
10	10.00
27	32.70
11	12.30
10	11.30
58	66.30
14.50	16.58
23	29.20
34	33.40
28	29.30
23	27.40
108	119.30
27.00	29.83
18	17.80
13	13.00
23	24.30
33	34.30
87	89.40
21.75	22.35
32	32.90
23	23.50

21	24.10
18	18.50
94	99.00
23.50	24.75
23	24.00
23	23.00
24	26.60
24	32.30
94	105.90
23.50	26.48
17	18.30
22	23.30
18	20.00
38	38.50
95	100.10
23.75	25.03
30	33.60
27	27.00
22	22.00
29	31.80
108	114.40
27.00	28.60
20	20.50
14	15.30
39	43.10
9	9.00
82	87.90
20.50	21.98
12	12.00
17	19.60
24	25.30
24	24.00
77	80.90
19.25	20.23
19	19.00
31	32.30
9	10.80
7	7.00
66	69.10
16.50	17.28
12	12.00
7	7.00
5	5.00
11	12.30
35	36.30
8.75	9.08
9	9.00
6	6.00
8	8.00
10	10.00
33	33.00
8.25	8.25
0	0.00
2	2.00
3	3.00
2	3.30
7	8.30
1.75	2.08
4	4.00
1	1.00
0	0.00
1	0.20
6	5.20
1.50	1.30
6	7.30
1	1.00
0	0.00
0	0.00
7	8.30
1.75	2.08
0	0.00
2	2.00
0	0.00
0	0.00
2	2.00
0.50	0.50
0	0.00
0	0.00
1	1.00
0	0.00
1	1.00
0.25	0.25

1025	1092.60
10.68	11.38

0	0.00
0.00	0.00

Immingham, Lincolnshire
Classified Junction Count

Site 7 of 9
Gibbey Road
A180 (East)
Estate Road 2
A180 (West)
Estate Road No 1

Lat/Long
lat 53.578141° lon -0.109031°

Date
Wednesday 24 April 2019

Weather
Sunny Intervals
Temp: 15°C

0000 - 2400 (Wednesday 24H Session)

TIME	Movement 7.11: Left from Estate Road 2 to A180 (West)							
	P/CYCLE	M/CYCLE	CAR	TAXI	LGV	OGV1	OGV2	BUS/COACH
0000 - 0015	0	0	0	0	0	0	0	0
0015 - 0030	0	0	1	0	0	0	0	0
0030 - 0045	0	0	1	0	0	0	0	0
0045 - 0100	0	0	0	0	0	0	0	0
Hourly Total	0	0	2	0	0	0	0	0
Hourly Average	0.00	0.00	0.50	0.00	0.00	0.00	0.00	0.00
0100 - 0115	0	0	0	0	0	0	0	0
0115 - 0130	0	0	0	0	0	0	1	0
0130 - 0145	0	0	0	0	0	0	0	0
0145 - 0200	0	0	0	0	0	0	0	0
Hourly Total	0	0	0	0	0	0	1	0
Hourly Average	0.00	0.00	0.00	0.00	0.00	0.00	0.25	0.00
0200 - 0215	0	0	1	0	0	0	0	0
0215 - 0230	0	0	0	0	1	0	0	0
0230 - 0245	0	0	1	0	0	1	1	0
0245 - 0300	0	0	0	0	0	0	0	0
Hourly Total	0	0	2	0	1	1	1	0
Hourly Average	0.00	0.00	0.50	0.00	0.25	0.25	0.25	0.00
0300 - 0315	0	0	1	0	0	0	3	0
0315 - 0330	0	0	0	0	0	0	0	0
0330 - 0345	0	0	0	0	1	0	1	0
0345 - 0400	0	0	0	0	0	1	1	0
Hourly Total	0	0	1	0	1	1	5	0
Hourly Average	0.00	0.00	0.25	0.00	0.25	0.25	1.25	0.00
0400 - 0415	0	0	1	0	0	0	1	0
0415 - 0430	0	0	0	0	0	0	3	0
0430 - 0445	0	0	0	0	0	1	0	0
0445 - 0500	0	0	0	0	0	1	2	0
Hourly Total	0	0	1	0	0	2	6	0
Hourly Average	0.00	0.00	0.25	0.00	0.00	0.50	1.50	0.00
0500 - 0515	0	0	3	0	0	0	0	0
0515 - 0530	0	0	4	0	0	0	2	0
0530 - 0545	0	0	10	0	0	2	6	0
0545 - 0600	0	0	0	0	0	1	1	0
Hourly Total	0	0	17	0	0	3	9	0
Hourly Average	0.00	0.00	4.25	0.00	0.00	0.75	2.25	0.00
0600 - 0615	0	1	5	0	3	7	5	0
0615 - 0630	0	0	3	0	2	0	6	0
0630 - 0645	0	0	3	0	2	3	5	0
0645 - 0700	0	0	0	0	7	2	2	0
Hourly Total	0	1	11	0	14	12	18	0
Hourly Average	0.00	0.25	2.75	0.00	3.50	3.00	4.50	0.00
0700 - 0715	0	0	1	0	6	2	3	3
0715 - 0730	0	0	6	0	10	0	3	1
0730 - 0745	0	0	10	0	4	4	3	4
0745 - 0800	0	0	5	0	11	4	2	1
Hourly Total	0	0	22	0	31	10	11	9
Hourly Average	0.00	0.00	5.50	0.00	7.75	2.50	2.75	2.25
0800 - 0815	0	0	5	0	11	4	4	0
0815 - 0830	0	0	8	0	9	3	2	0
0830 - 0845	0	0	12	0	11	4	4	0
0845 - 0900	0	0	8	0	14	0	5	0
Hourly Total	0	0	33	0	45	11	15	0
Hourly Average	0.00	0.00	8.25	0.00	11.25	2.75	3.75	0.00
0900 - 0915	0	0	11	0	12	5	0	0
0915 - 0930	0	0	11	0	9	2	4	0

0930 - 0945	0	0	14	0	8	1	2	0
0945 - 1000	0	0	10	0	13	1	1	1
Hourly Total	0	0	46	0	42	9	7	1
Hourly Average	0.00	0.00	11.50	0.00	10.50	2.25	1.75	0.25
1000 - 1015	0	0	9	0	7	4	4	0
1015 - 1030	0	0	11	0	11	2	6	0
1030 - 1045	0	0	15	1	10	2	4	0
1045 - 1100	0	0	13	0	9	4	6	0
Hourly Total	0	0	48	1	37	12	20	0
Hourly Average	0.00	0.00	12.00	0.25	9.25	3.00	5.00	0.00
1100 - 1115	0	0	20	0	7	2	3	0
1115 - 1130	0	0	17	0	8	2	3	0
1130 - 1145	0	0	21	0	7	3	3	0
1145 - 1200	0	0	17	0	7	4	2	0
Hourly Total	0	0	75	0	29	11	11	0
Hourly Average	0.00	0.00	18.75	0.00	7.25	2.75	2.75	0.00
1200 - 1215	0	0	13	0	9	0	5	0
1215 - 1230	0	0	17	0	6	3	4	0
1230 - 1245	0	0	18	0	7	0	4	0
1245 - 1300	0	0	6	0	7	3	1	0
Hourly Total	0	0	54	0	29	6	14	0
Hourly Average	0.00	0.00	13.50	0.00	7.25	1.50	3.50	0.00
1300 - 1315	0	0	13	0	12	4	2	0
1315 - 1330	0	0	13	0	8	5	5	1
1330 - 1345	0	0	23	0	5	1	1	0
1345 - 1400	0	0	23	0	6	1	4	2
Hourly Total	0	0	72	0	31	11	12	3
Hourly Average	0.00	0.00	18.00	0.00	7.75	2.75	3.00	0.75
1400 - 1415	0	1	27	0	7	4	3	1
1415 - 1430	0	0	22	0	13	4	4	2
1430 - 1445	0	0	17	0	7	2	2	2
1445 - 1500	0	0	14	0	8	2	1	1
Hourly Total	0	1	80	0	35	12	10	6
Hourly Average	0.00	0.25	20.00	0.00	8.75	3.00	2.50	1.50
1500 - 1515	0	0	29	0	10	7	4	0
1515 - 1530	0	0	22	0	9	2	2	0
1530 - 1545	0	1	18	0	6	3	4	0
1545 - 1600	0	0	28	0	11	1	3	0
Hourly Total	0	1	97	0	36	13	13	0
Hourly Average	0.00	0.25	24.25	0.00	9.00	3.25	3.25	0.00
1600 - 1615	0	0	48	1	13	0	3	0
1615 - 1630	0	0	26	0	14	6	2	0
1630 - 1645	0	0	60	0	10	1	1	0
1645 - 1700	0	0	59	0	7	0	1	0
Hourly Total	0	0	193	1	44	7	7	0
Hourly Average	0.00	0.00	48.25	0.25	11.00	1.75	1.75	0.00
1700 - 1715	0	1	72	0	8	2	0	0
1715 - 1730	0	0	47	0	10	1	1	0
1730 - 1745	0	0	32	0	7	3	0	0
1745 - 1800	0	0	17	0	2	0	2	0
Hourly Total	0	1	168	0	27	6	3	0
Hourly Average	0.00	0.25	42.00	0.00	6.75	1.50	0.75	0.00
1800 - 1815	0	0	14	0	0	1	1	0
1815 - 1830	0	0	9	0	1	0	1	0
1830 - 1845	0	0	6	0	1	0	1	0
1845 - 1900	0	0	6	0	1	0	0	0
Hourly Total	0	0	35	0	3	1	3	0
Hourly Average	0.00	0.00	8.75	0.00	0.75	0.25	0.75	0.00
1900 - 1915	0	0	5	0	0	0	1	0
1915 - 1930	0	0	6	0	1	2	1	0
1930 - 1945	0	1	1	0	1	0	1	0
1945 - 2000	0	0	2	0	1	1	0	0
Hourly Total	0	1	14	0	3	3	3	0
Hourly Average	0.00	0.25	3.50	0.00	0.75	0.75	0.75	0.00
2000 - 2015	0	0	6	0	1	0	1	0
2015 - 2030	0	0	2	0	2	0	0	0
2030 - 2045	0	0	1	0	0	1	0	0
2045 - 2100	0	0	0	0	0	0	0	0
Hourly Total	0	0	9	0	3	1	1	0
Hourly Average	0.00	0.00	2.25	0.00	0.75	0.25	0.25	0.00
2100 - 2115	0	0	0	0	0	0	2	0
2115 - 2130	0	0	1	0	0	0	1	0
2130 - 2145	0	0	3	0	0	0	1	0
2145 - 2200	0	0	4	0	0	0	0	0
Hourly Total	0	0	8	0	0	0	4	0
Hourly Average	0.00	0.00	2.00	0.00	0.00	0.00	1.00	0.00
2200 - 2215	0	0	8	0	0	0	0	0
2215 - 2230	0	0	3	0	0	0	0	0
2230 - 2245	0	0	2	0	0	0	0	0
2245 - 2300	0	0	0	0	0	0	0	0
Hourly Total	0	0	13	0	0	0	0	0
Hourly Average	0.00	0.00	3.25	0.00	0.00	0.00	0.00	0.00
2300 - 2315	0	0	4	0	0	0	0	0

2315 - 2330	0	0	0	0	0	0	1	0
2330 - 2345	0	0	1	0	0	0	0	0
2345 - 0000	0	0	1	0	0	0	0	0
Hourly Total	0	0	6	0	0	0	1	0
Hourly Average	0.00	0.00	1.50	0.00	0.00	0.00	0.25	0.00

Session Total	0	5	1007	2	411	132	175	19
Session Average	0.00	0.05	10.49	0.02	4.28	1.38	1.82	0.20

Date
Thursday 25 April 2019

Weather
Sunny Intervals
Temp: 12°C

0000 - 2400 (Thursday 24H Session)

TIME	Movement 7.11: Left from Estate Road 2 to A180 (West)							
	P/CYCLE	M/CYCLE	CAR	TAXI	LGV	OGV1	OGV2	BUS/COACH
0000 - 0015	0	0	0	0	0	0	0	0
0015 - 0030	0	0	0	0	0	0	0	0
0030 - 0045	0	0	0	0	0	0	0	0
0045 - 0100	0	0	0	0	0	0	0	0
Hourly Total	0	0	0	0	0	0	0	0
Hourly Average	0.00	0.00	0.00	0.00	0.00	0.00	0.00	0.00
0100 - 0115	0	0	0	0	1	0	0	0
0115 - 0130	0	0	0	0	0	1	0	0
0130 - 0145	0	0	2	0	0	0	0	0
0145 - 0200	0	0	1	0	1	0	1	0
Hourly Total	0	0	3	0	2	1	1	0
Hourly Average	0.00	0.00	0.75	0.00	0.50	0.25	0.25	0.00
0200 - 0215	0	0	0	0	0	0	0	0
0215 - 0230	0	0	1	0	0	0	0	0
0230 - 0245	0	0	0	0	0	0	0	0
0245 - 0300	0	0	0	0	1	0	0	0
Hourly Total	0	0	1	0	1	0	0	0
Hourly Average	0.00	0.00	0.25	0.00	0.25	0.00	0.00	0.00
0300 - 0315	0	0	0	0	0	0	1	0
0315 - 0330	0	0	0	0	0	0	2	0
0330 - 0345	0	0	0	0	0	1	1	0
0345 - 0400	0	0	0	0	0	0	0	0
Hourly Total	0	0	0	0	0	1	4	0
Hourly Average	0.00	0.00	0.00	0.00	0.00	0.25	1.00	0.00
0400 - 0415	0	0	0	0	0	1	3	0
0415 - 0430	0	0	0	0	1	0	0	0
0430 - 0445	0	0	0	0	0	0	1	0
0445 - 0500	0	0	0	0	0	0	2	0
Hourly Total	0	0	0	0	1	1	6	0
Hourly Average	0.00	0.00	0.00	0.00	0.25	0.25	1.50	0.00
0500 - 0515	0	0	3	0	0	0	1	0
0515 - 0530	0	0	3	0	0	0	1	0
0530 - 0545	0	0	10	0	0	1	0	0
0545 - 0600	0	0	2	0	1	1	3	0
Hourly Total	0	0	18	0	1	2	5	0
Hourly Average	0.00	0.00	4.50	0.00	0.25	0.50	1.25	0.00
0600 - 0615	0	0	4	0	2	0	2	0
0615 - 0630	0	0	0	0	5	4	1	0
0630 - 0645	0	0	7	0	4	3	2	0
0645 - 0700	0	0	2	0	5	0	1	0
Hourly Total	0	0	13	0	16	7	6	0
Hourly Average	0.00	0.00	3.25	0.00	4.00	1.75	1.50	0.00
0700 - 0715	0	0	6	0	5	3	3	5
0715 - 0730	0	0	10	0	10	1	3	2
0730 - 0745	0	0	12	1	4	3	2	3
0745 - 0800	0	0	4	0	10	1	1	0
Hourly Total	0	0	32	1	29	8	9	10
Hourly Average	0.00	0.00	8.00	0.25	7.25	2.00	2.25	2.50
0800 - 0815	0	0	9	0	17	1	0	0
0815 - 0830	0	0	6	0	12	6	3	0
0830 - 0845	0	0	11	0	10	2	5	0
0845 - 0900	0	0	6	0	6	3	3	0
Hourly Total	0	0	32	0	45	12	11	0
Hourly Average	0.00	0.00	8.00	0.00	11.25	3.00	2.75	0.00
0900 - 0915	0	0	10	0	5	0	4	0
0915 - 0930	0	0	13	0	5	0	4	0
0930 - 0945	0	0	15	0	9	3	1	0
0945 - 1000	0	0	10	0	11	1	3	0
Hourly Total	0	0	48	0	30	4	12	0
Hourly Average	0.00	0.00	12.00	0.00	7.50	1.00	3.00	0.00
1000 - 1015	0	1	12	0	5	2	3	0
1015 - 1030	0	0	10	0	5	2	1	0

1030 - 1045	0	0	4	0	6	5	3	0
1045 - 1100	0	0	11	0	8	2	2	0
Hourly Total	0	1	37	0	24	11	9	0
Hourly Average	0.00	0.25	9.25	0.00	6.00	2.75	2.25	0.00
1100 - 1115	0	0	9	0	13	0	3	0
1115 - 1130	0	0	13	0	9	4	3	0
1130 - 1145	0	0	12	0	11	2	5	0
1145 - 1200	0	0	19	0	5	3	5	0
Hourly Total	0	0	53	0	38	9	16	0
Hourly Average	0.00	0.00	13.25	0.00	9.50	2.25	4.00	0.00
1200 - 1215	0	0	21	0	10	4	5	1
1215 - 1230	0	0	17	0	6	2	0	0
1230 - 1245	0	0	19	0	8	1	5	0
1245 - 1300	0	0	19	0	5	1	6	0
Hourly Total	0	0	76	0	29	8	16	1
Hourly Average	0.00	0.00	19.00	0.00	7.25	2.00	4.00	0.25
1300 - 1315	0	0	18	0	10	2	6	0
1315 - 1330	0	0	18	0	7	2	3	0
1330 - 1345	0	0	20	0	0	1	5	0
1345 - 1400	0	0	19	0	6	3	1	1
Hourly Total	0	0	75	0	23	8	15	1
Hourly Average	0.00	0.00	18.75	0.00	5.75	2.00	3.75	0.25
1400 - 1415	0	2	36	0	11	4	4	1
1415 - 1430	0	0	22	0	9	1	3	1
1430 - 1445	0	0	16	0	10	0	1	1
1445 - 1500	0	0	16	0	11	1	6	4
Hourly Total	0	2	90	0	41	6	14	7
Hourly Average	0.00	0.50	22.50	0.00	10.25	1.50	3.50	1.75
1500 - 1515	0	0	28	0	10	2	5	0
1515 - 1530	0	0	18	0	9	1	4	0
1530 - 1545	0	0	22	0	14	2	1	0
1545 - 1600	0	0	27	0	10	3	3	0
Hourly Total	0	0	95	0	43	8	13	0
Hourly Average	0.00	0.00	23.75	0.00	10.75	2.00	3.25	0.00
1600 - 1615	0	0	57	0	9	1	2	0
1615 - 1630	0	0	42	0	8	2	4	0
1630 - 1645	0	0	63	0	9	3	1	1
1645 - 1700	0	0	56	0	12	1	1	0
Hourly Total	0	0	218	0	38	7	8	1
Hourly Average	0.00	0.00	54.50	0.00	9.50	1.75	2.00	0.25
1700 - 1715	0	0	72	0	9	4	1	0
1715 - 1730	0	0	52	0	3	0	0	0
1730 - 1745	0	0	28	0	3	0	0	0
1745 - 1800	0	0	18	0	2	0	1	0
Hourly Total	0	0	170	0	17	4	2	0
Hourly Average	0.00	0.00	42.50	0.00	4.25	1.00	0.50	0.00
1800 - 1815	0	0	0	0	0	0	0	0
1815 - 1830	0	0	13	0	0	0	1	0
1830 - 1845	0	0	8	0	0	1	1	0
1845 - 1900	0	0	4	0	4	0	0	0
Hourly Total	0	0	25	0	4	1	2	0
Hourly Average	0.00	0.00	6.25	0.00	1.00	0.25	0.50	0.00
1900 - 1915	0	0	4	0	1	0	0	0
1915 - 1930	0	0	5	0	0	0	0	0
1930 - 1945	0	0	3	0	1	0	0	0
1945 - 2000	0	0	0	0	1	1	2	0
Hourly Total	0	0	12	0	3	1	2	0
Hourly Average	0.00	0.00	3.00	0.00	0.75	0.25	0.50	0.00
2000 - 2015	0	0	4	0	1	0	0	0
2015 - 2030	0	0	4	0	2	0	3	0
2030 - 2045	0	0	2	0	2	0	1	0
2045 - 2100	0	0	0	0	0	0	1	0
Hourly Total	0	0	10	0	5	0	5	0
Hourly Average	0.00	0.00	2.50	0.00	1.25	0.00	1.25	0.00
2100 - 2115	0	0	2	0	0	1	2	0
2115 - 2130	0	0	2	0	0	0	1	0
2130 - 2145	0	0	1	0	0	0	1	0
2145 - 2200	0	0	1	0	0	0	0	0
Hourly Total	0	0	6	0	0	1	4	0
Hourly Average	0.00	0.00	1.50	0.00	0.00	0.25	1.00	0.00
2200 - 2215	0	0	9	0	0	0	0	0
2215 - 2230	0	0	4	0	0	0	0	0
2230 - 2245	0	0	0	0	0	0	2	0
2245 - 2300	0	0	0	0	0	0	0	0
Hourly Total	0	0	13	0	0	0	2	0
Hourly Average	0.00	0.00	3.25	0.00	0.00	0.00	0.50	0.00
2300 - 2315	0	0	0	0	0	0	0	0
2315 - 2330	0	0	1	0	0	0	0	0
2330 - 2345	0	0	0	0	0	0	0	0
2345 - 0000	0	0	1	0	0	0	0	0
Hourly Total	0	0	2	0	0	0	0	0
Hourly Average	0.00	0.00	0.50	0.00	0.00	0.00	0.00	0.00

Session Total	0	3	1029	1	390	100	162	20
Session Average	0.00	0.03	10.72	0.01	4.06	1.04	1.69	0.21

Original Data	
TOTAL	PCU TOTAL
0	0.00
1	1.00
1	1.00
0	0.00
2	2.00
0.50	0.50
0	0.00
1	2.30
0	0.00
0	0.00
1	2.30
0.25	0.58
1	1.00
1	1.00
3	4.80
0	0.00
5	6.80
1.25	1.70
4	7.90
0	0.00
2	3.30
2	3.80
8	15.00
2.00	3.75
2	3.30
3	6.90
1	1.50
3	6.10
9	17.80
2.25	4.45
3	3.00
6	8.60
18	26.80
2	3.80
29	42.20
7.25	10.55
21	30.40
11	18.80
13	21.00
11	14.60
56	84.80
14.00	21.20
15	22.90
20	24.90
25	34.90
23	28.60
83	111.30
20.75	27.83
24	31.20
22	26.10
31	38.20
27	33.50
104	129.00
26.00	32.25
28	30.50
26	32.20

25	28.10
26	28.80
105	119.60
26.25	29.90
24	31.20
30	38.80
32	38.20
32	41.80
118	150.00
29.50	37.50
32	36.90
30	34.90
34	39.40
30	34.60
126	145.80
31.50	36.45
27	33.50
30	36.70
29	34.20
17	19.80
103	124.20
25.75	31.05
31	35.60
32	42.00
30	31.80
36	43.70
129	153.10
32.25	38.28
43	49.30
45	54.20
30	35.60
26	29.30
144	168.40
36.00	42.10
50	58.70
35	38.60
32	38.10
43	47.40
160	182.80
40.00	45.70
65	68.90
48	53.60
72	73.80
67	68.30
252	264.60
63.00	66.15
83	83.40
59	60.80
42	43.50
21	23.60
205	211.30
51.25	52.83
16	17.80
11	12.30
8	9.30
7	7.00
42	46.40
10.50	11.60
6	7.30
10	12.30
4	4.70
4	4.50
24	28.80
6.00	7.20
8	9.30
4	4.00
2	2.50
0	0.00
14	15.80
3.50	3.95
2	4.60
2	3.30
4	5.30
4	4.00
12	17.20
3.00	4.30
8	8.00
3	3.00
2	2.00
0	0.00
13	13.00
3.25	3.25
4	4.00

1	2.30
1	1.00
1	1.00
7	8.30
1.75	2.08

1751	2060.50
18.24	21.46

Original Data	
TOTAL	PCU TOTAL
0	0.00
0	0.00
0	0.00
0	0.00
0	0.00
0.00	0.00
1	1.00
1	1.50
2	2.00
3	4.30
7	8.80
1.75	2.20
0	0.00
1	1.00
0	0.00
1	1.00
2	2.00
0.50	0.50
1	2.30
2	4.60
2	3.80
0	0.00
5	10.70
1.25	2.68
4	8.40
1	1.00
1	2.30
2	4.60
8	16.30
2.00	4.08
4	5.30
4	5.30
11	11.50
7	11.40
26	33.50
6.50	8.38
8	10.60
10	13.30
16	20.10
8	9.30
42	53.30
10.50	13.33
22	32.40
26	32.40
25	32.10
16	17.80
89	114.70
22.25	28.68
27	27.50
27	33.90
28	35.50
18	23.40
100	120.30
25.00	30.08
19	24.20
22	27.20
28	30.80
25	29.40
94	111.60
23.50	27.90
23	27.30
18	20.30

18	24.40
23	26.60
82	98.60
20.50	24.65
25	28.90
29	34.90
30	37.50
32	40.00
116	141.30
29.00	35.33
41	50.50
25	26.00
33	40.00
31	39.30
130	155.80
32.50	38.95
36	44.80
30	34.90
26	33.00
30	33.80
122	146.50
30.50	36.63
58	65.00
36	41.40
28	30.30
38	50.30
160	187.00
40.00	46.75
45	52.50
32	37.70
39	41.30
43	48.40
159	179.90
39.75	44.98
69	72.10
56	62.20
77	80.80
70	71.80
272	286.90
68.00	71.73
86	89.30
55	55.00
31	31.00
21	22.30
193	197.60
48.25	49.40
0	0.00
14	15.30
10	11.80
8	8.00
32	35.10
8.00	8.78
5	5.00
5	5.00
4	4.00
4	7.10
18	21.10
4.50	5.28
5	5.00
9	12.90
5	6.30
1	2.30
20	26.50
5.00	6.63
5	8.10
3	4.30
2	3.30
1	1.00
11	16.70
2.75	4.18
9	9.00
4	4.00
2	4.60
0	0.00
15	17.60
3.75	4.40
0	0.00
1	1.00
0	0.00
1	1.00
2	2.00
0.50	0.50

1705	1983.80
17.76	20.66

Immingham, Lincolnshire
Classified Junction Count

Site 7 of 9
Gibbey Road
A180 (East)
Estate Road 2
A180 (West)
Estate Road No 1

Lat/Long
lat 53.578141° lon -0.109031°

Date
Wednesday 24 April 2019

Weather
Sunny Intervals
Temp: 15°C

0000 - 2400 (Wednesday 24H Session)

Movement 7.12: Left from Estate Road 2 to Estate Road No 1								
TIME	P/CYCLE	M/CYCLE	CAR	TAXI	LGV	OGV1	OGV2	BUS/COACH
0000 - 0015	0	0	0	0	0	0	0	0
0015 - 0030	0	0	0	0	0	0	0	0
0030 - 0045	0	0	0	0	0	0	0	0
0045 - 0100	0	0	0	0	0	0	0	0
Hourly Total	0	0	0	0	0	0	0	0
Hourly Average	0.00	0.00	0.00	0.00	0.00	0.00	0.00	0.00
0100 - 0115	0	0	0	0	0	0	0	0
0115 - 0130	0	0	0	0	0	0	0	0
0130 - 0145	0	0	1	0	0	0	0	0
0145 - 0200	0	0	0	0	0	0	0	0
Hourly Total	0	0	1	0	0	0	0	0
Hourly Average	0.00	0.00	0.25	0.00	0.00	0.00	0.00	0.00
0200 - 0215	0	0	0	0	0	0	0	0
0215 - 0230	0	0	0	0	0	0	0	0
0230 - 0245	0	0	0	0	0	0	0	0
0245 - 0300	0	0	0	0	0	0	0	0
Hourly Total	0	0	0	0	0	0	0	0
Hourly Average	0.00	0.00	0.00	0.00	0.00	0.00	0.00	0.00
0300 - 0315	0	0	0	0	0	0	0	0
0315 - 0330	0	0	0	0	0	0	0	0
0330 - 0345	0	0	0	0	0	0	0	0
0345 - 0400	0	0	0	0	0	0	0	0
Hourly Total	0	0	0	0	0	0	0	0
Hourly Average	0.00	0.00	0.00	0.00	0.00	0.00	0.00	0.00
0400 - 0415	0	0	0	0	0	0	0	0
0415 - 0430	0	0	0	0	0	0	0	0
0430 - 0445	0	0	0	0	0	0	0	0
0445 - 0500	0	0	1	0	0	0	0	0
Hourly Total	0	0	1	0	0	0	0	0
Hourly Average	0.00	0.00	0.25	0.00	0.00	0.00	0.00	0.00
0500 - 0515	0	0	0	0	0	0	0	0
0515 - 0530	0	0	2	0	0	0	0	0
0530 - 0545	0	0	3	0	0	0	0	0
0545 - 0600	0	0	3	0	0	0	0	0
Hourly Total	0	0	8	0	0	0	0	0
Hourly Average	0.00	0.00	2.00	0.00	0.00	0.00	0.00	0.00
0600 - 0615	0	0	2	0	0	0	1	0
0615 - 0630	0	0	3	0	1	0	0	0
0630 - 0645	0	0	1	0	1	0	0	0
0645 - 0700	0	0	2	0	2	1	0	0
Hourly Total	0	0	8	0	4	1	1	0
Hourly Average	0.00	0.00	2.00	0.00	1.00	0.25	0.25	0.00
0700 - 0715	0	0	2	0	1	1	0	0
0715 - 0730	0	0	1	0	2	0	0	0
0730 - 0745	0	0	3	0	3	1	0	0
0745 - 0800	0	0	5	0	5	2	0	0
Hourly Total	0	0	11	0	11	4	0	0
Hourly Average	0.00	0.00	2.75	0.00	2.75	1.00	0.00	0.00
0800 - 0815	0	0	5	0	1	1	0	0
0815 - 0830	0	0	6	0	6	0	0	0
0830 - 0845	0	0	6	0	5	0	0	0
0845 - 0900	0	0	5	0	4	0	1	0
Hourly Total	0	0	22	0	16	1	1	0
Hourly Average	0.00	0.00	5.50	0.00	4.00	0.25	0.25	0.00
0900 - 0915	0	0	9	0	4	1	0	0
0915 - 0930	0	0	8	1	6	1	0	0

0930 - 0945	0	0	7	0	5	3	0	0
0945 - 1000	0	0	8	0	6	1	1	0
Hourly Total	0	0	32	1	21	6	1	0
Hourly Average	0.00	0.00	8.00	0.25	5.25	1.50	0.25	0.00
1000 - 1015	0	0	9	0	4	1	1	0
1015 - 1030	0	0	8	0	5	1	1	0
1030 - 1045	0	0	8	0	5	1	0	0
1045 - 1100	0	0	7	0	3	2	0	0
Hourly Total	0	0	32	0	17	5	2	0
Hourly Average	0.00	0.00	8.00	0.00	4.25	1.25	0.50	0.00
1100 - 1115	0	0	11	0	6	0	0	0
1115 - 1130	0	0	8	0	4	1	1	0
1130 - 1145	0	0	8	0	6	2	0	0
1145 - 1200	0	0	9	0	6	0	1	0
Hourly Total	0	0	36	0	22	3	2	0
Hourly Average	0.00	0.00	9.00	0.00	5.50	0.75	0.50	0.00
1200 - 1215	0	0	15	0	4	1	1	0
1215 - 1230	0	0	11	0	6	1	0	0
1230 - 1245	0	0	10	0	7	0	0	0
1245 - 1300	0	0	9	0	4	1	0	0
Hourly Total	0	0	45	0	21	3	1	0
Hourly Average	0.00	0.00	11.25	0.00	5.25	0.75	0.25	0.00
1300 - 1315	0	0	16	0	5	1	0	0
1315 - 1330	0	0	16	0	5	0	0	0
1330 - 1345	0	0	12	0	4	1	0	0
1345 - 1400	0	0	16	0	4	3	0	0
Hourly Total	0	0	60	0	18	5	0	0
Hourly Average	0.00	0.00	15.00	0.00	4.50	1.25	0.00	0.00
1400 - 1415	0	0	30	0	3	0	1	0
1415 - 1430	0	0	21	0	4	1	0	0
1430 - 1445	0	0	13	0	3	1	0	0
1445 - 1500	0	0	11	0	6	1	1	0
Hourly Total	0	0	75	0	16	3	2	0
Hourly Average	0.00	0.00	18.75	0.00	4.00	0.75	0.50	0.00
1500 - 1515	0	0	12	0	7	0	0	0
1515 - 1530	0	0	8	0	3	1	0	0
1530 - 1545	0	0	9	0	4	0	1	0
1545 - 1600	0	0	11	0	3	0	0	0
Hourly Total	0	0	40	0	17	1	1	0
Hourly Average	0.00	0.00	10.00	0.00	4.25	0.25	0.25	0.00
1600 - 1615	0	0	25	0	7	0	0	0
1615 - 1630	0	0	13	0	5	0	0	0
1630 - 1645	0	0	27	0	4	0	0	0
1645 - 1700	0	0	20	0	3	0	0	0
Hourly Total	0	0	85	0	19	0	0	0
Hourly Average	0.00	0.00	21.25	0.00	4.75	0.00	0.00	0.00
1700 - 1715	0	0	27	0	5	0	0	0
1715 - 1730	0	0	17	0	3	0	0	0
1730 - 1745	0	0	11	0	1	0	0	0
1745 - 1800	0	0	8	0	1	1	0	0
Hourly Total	0	0	63	0	10	1	0	0
Hourly Average	0.00	0.00	15.75	0.00	2.50	0.25	0.00	0.00
1800 - 1815	0	0	14	0	1	0	0	0
1815 - 1830	0	0	5	0	1	0	0	0
1830 - 1845	0	0	4	0	0	0	0	0
1845 - 1900	0	0	6	0	1	0	0	0
Hourly Total	0	0	29	0	3	0	0	0
Hourly Average	0.00	0.00	7.25	0.00	0.75	0.00	0.00	0.00
1900 - 1915	0	0	1	0	0	0	0	0
1915 - 1930	0	0	2	0	0	0	0	0
1930 - 1945	0	0	0	0	0	0	0	0
1945 - 2000	0	0	1	0	0	0	0	0
Hourly Total	0	0	4	0	0	0	0	0
Hourly Average	0.00	0.00	1.00	0.00	0.00	0.00	0.00	0.00
2000 - 2015	0	0	0	0	0	0	0	0
2015 - 2030	0	0	1	0	0	0	0	0
2030 - 2045	0	0	0	0	0	0	0	0
2045 - 2100	0	0	1	0	0	0	0	0
Hourly Total	0	0	2	0	0	0	0	0
Hourly Average	0.00	0.00	0.50	0.00	0.00	0.00	0.00	0.00
2100 - 2115	0	0	0	0	0	0	0	0
2115 - 2130	0	0	0	0	0	0	0	0
2130 - 2145	0	0	1	0	0	0	0	0
2145 - 2200	0	0	3	0	0	0	0	0
Hourly Total	0	0	4	0	0	0	0	0
Hourly Average	0.00	0.00	1.00	0.00	0.00	0.00	0.00	0.00
2200 - 2215	0	0	12	0	0	0	0	0
2215 - 2230	0	0	2	0	0	0	0	0
2230 - 2245	0	0	0	0	0	0	0	0
2245 - 2300	0	0	2	0	0	0	0	0
Hourly Total	0	0	16	0	0	0	0	0
Hourly Average	0.00	0.00	4.00	0.00	0.00	0.00	0.00	0.00
2300 - 2315	0	0	1	0	0	0	0	0

2315 - 2330	0	0	0	0	0	0	0	0
2330 - 2345	0	0	0	0	0	0	0	0
2345 - 0000	0	0	0	0	0	0	0	0
Hourly Total	0	0	1	0	0	0	0	0
Hourly Average	0.00	0.00	0.25	0.00	0.00	0.00	0.00	0.00

Session Total	0	0	575	1	195	33	11	0
Session Average	0.00	0.00	5.99	0.01	2.03	0.34	0.11	0.00

Date
Thursday 25 April 2019

Weather
Sunny Intervals
Temp: 12°C

0000 - 2400 (Thursday 24H Session)

TIME	Movement 7.12: Left from Estate Road 2 to Estate Road No 1							
	P/CYCLE	M/CYCLE	CAR	TAXI	LGV	OGV1	OGV2	BUS/COACH
0000 - 0015	0	0	0	0	0	0	0	0
0015 - 0030	0	0	0	0	0	0	0	0
0030 - 0045	0	0	0	0	0	0	0	0
0045 - 0100	0	0	0	0	0	0	0	0
Hourly Total	0	0	0	0	0	0	0	0
Hourly Average	0.00	0.00	0.00	0.00	0.00	0.00	0.00	0.00
0100 - 0115	0	0	0	0	1	0	0	0
0115 - 0130	0	0	0	0	0	0	0	0
0130 - 0145	0	0	0	0	0	0	0	0
0145 - 0200	0	0	0	0	0	0	0	0
Hourly Total	0	0	0	0	1	0	0	0
Hourly Average	0.00	0.00	0.00	0.00	0.25	0.00	0.00	0.00
0200 - 0215	0	0	0	0	0	0	0	0
0215 - 0230	0	0	1	0	0	0	0	0
0230 - 0245	0	0	0	0	0	0	0	0
0245 - 0300	0	0	0	0	0	0	0	0
Hourly Total	0	0	1	0	0	0	0	0
Hourly Average	0.00	0.00	0.25	0.00	0.00	0.00	0.00	0.00
0300 - 0315	0	0	0	0	0	0	0	0
0315 - 0330	0	0	0	0	0	0	0	0
0330 - 0345	0	0	0	0	0	0	0	0
0345 - 0400	0	0	0	0	0	0	0	0
Hourly Total	0	0	0	0	0	0	0	0
Hourly Average	0.00	0.00	0.00	0.00	0.00	0.00	0.00	0.00
0400 - 0415	0	0	0	0	0	0	0	0
0415 - 0430	0	0	0	0	0	0	0	0
0430 - 0445	0	0	0	0	0	0	0	0
0445 - 0500	0	0	1	0	0	0	0	0
Hourly Total	0	0	1	0	0	0	0	0
Hourly Average	0.00	0.00	0.25	0.00	0.00	0.00	0.00	0.00
0500 - 0515	0	0	0	0	0	0	0	0
0515 - 0530	0	0	1	0	0	0	0	0
0530 - 0545	0	0	3	0	0	0	0	0
0545 - 0600	0	0	1	0	0	0	0	0
Hourly Total	0	0	5	0	0	0	0	0
Hourly Average	0.00	0.00	1.25	0.00	0.00	0.00	0.00	0.00
0600 - 0615	0	0	0	0	0	0	0	0
0615 - 0630	0	0	0	0	0	0	0	0
0630 - 0645	0	0	0	0	0	0	1	0
0645 - 0700	0	0	0	0	0	1	0	0
Hourly Total	0	0	0	0	0	1	1	0
Hourly Average	0.00	0.00	0.00	0.00	0.00	0.25	0.25	0.00
0700 - 0715	0	0	0	0	0	1	0	0
0715 - 0730	0	0	1	0	0	0	0	0
0730 - 0745	0	0	2	0	1	1	1	0
0745 - 0800	0	0	1	0	2	0	0	0
Hourly Total	0	0	4	0	3	2	1	0
Hourly Average	0.00	0.00	1.00	0.00	0.75	0.50	0.25	0.00
0800 - 0815	0	0	1	0	0	1	1	0
0815 - 0830	0	0	2	0	3	1	1	0
0830 - 0845	0	0	3	0	1	1	0	0
0845 - 0900	0	0	5	0	4	0	0	0
Hourly Total	0	0	11	0	8	3	2	0
Hourly Average	0.00	0.00	2.75	0.00	2.00	0.75	0.50	0.00
0900 - 0915	0	0	5	0	4	1	1	0
0915 - 0930	0	0	4	0	1	1	0	0
0930 - 0945	0	0	2	0	5	1	0	0
0945 - 1000	0	0	1	0	2	3	0	0
Hourly Total	0	0	12	0	12	6	1	0
Hourly Average	0.00	0.00	3.00	0.00	3.00	1.50	0.25	0.00
1000 - 1015	0	0	7	0	3	1	0	0
1015 - 1030	0	0	4	0	3	0	0	0

Session Total	0	4	116	0	81	22	9	0
Session Average	0.00	0.04	1.21	0.00	0.84	0.23	0.09	0.00

Original Data	
TOTAL	PCU TOTAL
0	0.00
0	0.00
0	0.00
0	0.00
0	0.00
0.00	0.00
0	0.00
0	0.00
1	1.00
0	0.00
1	1.00
0.25	0.25
0	0.00
0	0.00
0	0.00
0	0.00
0	0.00
0.00	0.00
0	0.00
0	0.00
0	0.00
0	0.00
0.00	0.00
0	0.00
0	0.00
0	0.00
1	1.00
1	1.00
0.25	0.25
0	0.00
2	2.00
3	3.00
3	3.00
8	8.00
2.00	2.00
3	4.30
4	4.00
2	2.00
5	5.50
14	15.80
3.50	3.95
4	4.50
3	3.00
7	7.50
12	13.00
26	28.00
6.50	7.00
7	7.50
12	12.00
11	11.00
10	11.30
40	41.80
10.00	10.45
14	14.50
16	16.50

15	16.50
16	17.80
61	65.30
15.25	16.33
15	16.80
15	16.80
14	14.50
12	13.00
56	61.10
14.00	15.28
17	17.00
14	15.80
16	17.00
16	17.30
63	67.10
15.75	16.78
21	22.80
18	18.50
17	17.00
14	14.50
70	72.80
17.50	18.20
22	22.50
21	21.00
17	17.50
23	24.50
83	85.50
20.75	21.38
34	35.30
26	26.50
17	17.50
19	20.80
96	100.10
24.00	25.03
19	19.00
12	12.50
14	15.30
14	14.00
59	60.80
14.75	15.20
32	32.00
18	18.00
31	31.00
23	23.00
104	104.00
26.00	26.00
32	32.00
20	20.00
12	12.00
10	10.50
74	74.50
18.50	18.63
15	15.00
6	6.00
4	4.00
7	7.00
32	32.00
8.00	8.00
1	1.00
2	2.00
0	0.00
1	1.00
4	4.00
1.00	1.00
0	0.00
1	1.00
0	0.00
1	1.00
2	2.00
0.50	0.50
0	0.00
0	0.00
1	1.00
3	3.00
4	4.00
1.00	1.00
12	12.00
2	2.00
0	0.00
2	2.00
16	16.00
4.00	4.00
1	1.00

0	0.00
0	0.00
0	0.00
1	1.00
0.25	0.25

815	845.80
8.49	8.81

Original Data	
TOTAL	PCU TOTAL
0	0.00
0	0.00
0	0.00
0	0.00
0	0.00
0.00	0.00
1	1.00
0	0.00
0	0.00
0	0.00
1	1.00
0.25	0.25
0	0.00
1	1.00
0	0.00
0	0.00
0	0.00
1	1.00
0.25	0.25
0	0.00
0	0.00
0	0.00
0	0.00
0.00	0.00
0	0.00
0	0.00
0	0.00
1	1.00
1	1.00
0.25	0.25
0	0.00
1	1.00
3	3.00
1	1.00
5	5.00
1.25	1.25
0	0.00
0	0.00
1	2.30
1	1.50
2	3.80
0.50	0.95
1	1.50
1	1.00
5	6.80
3	3.00
10	12.30
2.50	3.08
3	4.80
7	8.80
5	5.50
9	9.00
24	28.10
6.00	7.03
11	12.80
6	6.50
8	8.50
6	7.50
31	35.30
7.75	8.83
11	11.50
7	7.00

232	252.30
2.42	2.63

Immingham, Lincolnshire
Classified Junction Count

Site 7 of 9
Gilbey Road
A180 (East)
Estate Road 2
A180 (West)
Estate Road No 1

Lat/Long
lat 53.578141° lon -0.109031°

Date
Wednesday 24 April 2019

Weather
Sunny Intervals
Temp: 15°C

0000 - 2400 (Wednesday 24H Session)

Movement 7.13: Eastbound from Estate Road 2 to Gilbey Road								
TIME	P/CYCLE	M/CYCLE	CAR	TAXI	LGV	OGV1	OGV2	BUS/COACH
0000 - 0015	0	0	0	0	0	0	0	0
0015 - 0030	0	0	0	0	0	0	0	0
0030 - 0045	0	0	0	0	0	0	0	0
0045 - 0100	0	0	0	0	0	0	0	0
Hourly Total	0	0	0	0	0	0	0	0
Hourly Average	0.00	0.00	0.00	0.00	0.00	0.00	0.00	0.00
0100 - 0115	0	0	0	0	0	0	0	0
0115 - 0130	0	0	0	0	0	0	0	0
0130 - 0145	0	0	0	0	0	0	0	0
0145 - 0200	0	0	0	0	0	0	0	0
Hourly Total	0	0	0	0	0	0	0	0
Hourly Average	0.00	0.00	0.00	0.00	0.00	0.00	0.00	0.00
0200 - 0215	0	0	0	0	0	0	0	0
0215 - 0230	0	0	0	0	0	0	0	0
0230 - 0245	0	0	0	0	0	0	0	0
0245 - 0300	0	0	0	0	0	0	0	0
Hourly Total	0	0	0	0	0	0	0	0
Hourly Average	0.00	0.00	0.00	0.00	0.00	0.00	0.00	0.00
0300 - 0315	0	0	0	0	0	0	0	0
0315 - 0330	0	0	1	0	0	0	0	0
0330 - 0345	0	0	0	0	0	0	0	0
0345 - 0400	0	0	0	0	0	0	0	0
Hourly Total	0	0	1	0	0	0	0	0
Hourly Average	0.00	0.00	0.25	0.00	0.00	0.00	0.00	0.00
0400 - 0415	0	0	0	0	0	0	0	0
0415 - 0430	1	0	0	0	0	0	0	0
0430 - 0445	0	0	0	0	0	0	0	0
0445 - 0500	0	0	0	0	0	0	0	0
Hourly Total	1	0	0	0	0	0	0	0
Hourly Average	0.25	0.00	0.00	0.00	0.00	0.00	0.00	0.00
0500 - 0515	0	0	0	0	0	0	0	0
0515 - 0530	0	0	0	0	0	0	0	0
0530 - 0545	0	0	0	0	0	1	0	0
0545 - 0600	0	0	0	0	0	0	0	0
Hourly Total	0	0	0	0	0	1	0	0
Hourly Average	0.00	0.00	0.00	0.00	0.00	0.25	0.00	0.00
0600 - 0615	0	0	0	0	0	0	0	0
0615 - 0630	0	0	0	0	0	0	0	0
0630 - 0645	0	0	0	0	0	0	0	0
0645 - 0700	0	0	0	0	0	0	0	0
Hourly Total	0	0	0	0	0	0	0	0
Hourly Average	0.00	0.00	0.00	0.00	0.00	0.00	0.00	0.00
0700 - 0715	0	0	0	0	0	0	0	0
0715 - 0730	0	0	0	0	0	0	0	0
0730 - 0745	0	0	0	0	0	0	1	0
0745 - 0800	0	0	1	0	1	1	0	0
Hourly Total	0	0	1	0	1	1	1	0
Hourly Average	0.00	0.00	0.25	0.00	0.25	0.25	0.25	0.00
0800 - 0815	0	0	1	0	3	1	0	0
0815 - 0830	0	0	1	0	1	2	0	0
0830 - 0845	0	0	1	0	1	1	0	0
0845 - 0900	0	0	1	0	0	0	0	0
Hourly Total	0	0	4	0	5	4	0	0
Hourly Average	0.00	0.00	1.00	0.00	1.25	1.00	0.00	0.00
0900 - 0915	0	0	1	0	0	0	1	0
0915 - 0930	0	0	1	0	1	0	0	0

2315 - 2330	0	0	0	0	0	0	0	0
2330 - 2345	0	0	0	0	0	0	0	0
2345 - 0000	0	0	0	0	0	0	0	0
Hourly Total	0	0	0	0	0	0	0	0
Hourly Average	0.00	0.00	0.00	0.00	0.00	0.00	0.00	0.00

Session Total	1	0	97	0	28	13	9	0
Session Average	0.01	0.00	1.01	0.00	0.29	0.14	0.09	0.00

Date
Thursday 25 April 2019

Weather
Sunny Intervals
Temp: 12°C

0000 - 2400 (Thursday 24H Session)

TIME	Movement 7.13: Eastbound from Estate Road 2 to Gilbey Road							
	P/CYCLE	M/CYCLE	CAR	TAXI	LGV	OGV1	OGV2	BUS/COACH
0000 - 0015	0	0	0	0	0	0	0	0
0015 - 0030	0	0	0	0	0	0	0	0
0030 - 0045	0	0	0	0	0	0	0	0
0045 - 0100	0	0	0	0	0	0	0	0
Hourly Total	0	0	0	0	0	0	0	0
Hourly Average	0.00	0.00	0.00	0.00	0.00	0.00	0.00	0.00
0100 - 0115	0	0	0	0	0	0	0	0
0115 - 0130	0	0	0	0	0	0	0	0
0130 - 0145	0	0	0	0	0	0	0	0
0145 - 0200	0	0	0	0	0	0	0	0
Hourly Total	0	0	0	0	0	0	0	0
Hourly Average	0.00	0.00	0.00	0.00	0.00	0.00	0.00	0.00
0200 - 0215	0	0	0	0	0	0	0	0
0215 - 0230	0	0	0	0	0	0	0	0
0230 - 0245	0	0	0	0	0	0	0	0
0245 - 0300	0	0	0	0	0	0	0	0
Hourly Total	0	0	0	0	0	0	0	0
Hourly Average	0.00	0.00	0.00	0.00	0.00	0.00	0.00	0.00
0300 - 0315	0	0	0	0	0	0	0	0
0315 - 0330	0	0	0	0	0	0	0	0
0330 - 0345	0	0	0	0	0	0	0	0
0345 - 0400	0	0	0	0	0	0	0	0
Hourly Total	0	0	0	0	0	0	0	0
Hourly Average	0.00	0.00	0.00	0.00	0.00	0.00	0.00	0.00
0400 - 0415	0	0	0	0	0	0	0	0
0415 - 0430	0	0	0	0	0	0	0	0
0430 - 0445	0	0	0	0	0	0	2	0
0445 - 0500	0	0	0	0	0	0	0	0
Hourly Total	0	0	0	0	0	0	2	0
Hourly Average	0.00	0.00	0.00	0.00	0.00	0.00	0.50	0.00
0500 - 0515	0	0	0	0	0	0	0	0
0515 - 0530	0	0	0	0	0	0	0	0
0530 - 0545	0	0	0	0	0	0	0	0
0545 - 0600	0	0	0	0	0	0	0	0
Hourly Total	0	0	0	0	0	0	0	0
Hourly Average	0.00	0.00	0.00	0.00	0.00	0.00	0.00	0.00
0600 - 0615	0	0	0	0	0	1	0	0
0615 - 0630	0	0	0	0	1	0	0	0
0630 - 0645	0	0	0	0	0	0	0	0
0645 - 0700	0	0	0	0	0	1	0	0
Hourly Total	0	0	0	0	1	2	0	0
Hourly Average	0.00	0.00	0.00	0.00	0.25	0.50	0.00	0.00
0700 - 0715	0	0	0	0	0	1	1	0
0715 - 0730	0	0	0	0	4	0	1	0
0730 - 0745	0	0	0	0	3	1	0	0
0745 - 0800	0	0	1	0	2	1	1	0
Hourly Total	0	0	1	0	9	3	3	0
Hourly Average	0.00	0.00	0.25	0.00	2.25	0.75	0.75	0.00
0800 - 0815	0	0	2	0	1	1	0	0
0815 - 0830	0	0	2	0	4	1	1	0
0830 - 0845	0	0	2	0	2	1	1	0
0845 - 0900	0	0	4	0	2	0	0	0
Hourly Total	0	0	10	0	9	3	2	0
Hourly Average	0.00	0.00	2.50	0.00	2.25	0.75	0.50	0.00
0900 - 0915	0	0	1	0	2	0	1	0
0915 - 0930	0	0	2	0	4	0	0	0
0930 - 0945	0	0	4	0	4	2	0	0
0945 - 1000	0	0	3	1	8	0	0	0
Hourly Total	0	0	10	1	18	2	1	0
Hourly Average	0.00	0.00	2.50	0.25	4.50	0.50	0.25	0.00
1000 - 1015	0	0	4	0	3	0	0	0
1015 - 1030	0	0	1	0	2	0	0	0

Session Total	0	0	84	1	99	24	11	0
Session Average	0.00	0.00	0.88	0.01	1.03	0.25	0.11	0.00

Original Data	
TOTAL	PCU TOTAL
0	0.00
0	0.00
0	0.00
0	0.00
0	0.00
0.00	0.00
0	0.00
0	0.00
0	0.00
0	0.00
0	0.00
0.00	0.00
0	0.00
0	0.00
0	0.00
0	0.00
0	0.00
0.00	0.00
0	0.00
1	1.00
0	0.00
0	0.00
1	1.00
0.25	0.25
0	0.00
1	0.20
0	0.00
0	0.00
1	0.20
0.25	0.05
0	0.00
0	0.00
1	1.50
0	0.00
1	1.50
0.25	0.38
0	0.00
0	0.00
0	0.00
0	0.00
0	0.00
0.00	0.00
0	0.00
0	0.00
1	2.30
3	3.50
4	5.80
1.00	1.45
5	5.50
4	5.00
3	3.50
1	1.00
13	15.00
3.25	3.75
2	3.30
2	2.00

2	2.00
3	3.50
9	10.80
2.25	2.70
3	3.50
4	5.80
2	2.00
3	4.00
12	15.30
3.00	3.83
3	3.00
2	2.00
2	2.00
3	3.00
10	10.00
2.50	2.50
4	4.00
4	5.30
4	4.50
3	4.30
15	18.10
3.75	4.53
5	5.50
5	6.30
2	2.00
5	6.30
17	20.10
4.25	5.03
6	6.00
5	5.00
2	2.00
3	3.00
16	16.00
4.00	4.00
4	5.30
1	1.00
3	3.00
2	2.00
10	11.30
2.50	2.83
6	6.00
3	3.00
5	5.00
4	4.00
18	18.00
4.50	4.50
6	6.00
3	3.00
2	2.00
2	3.30
13	14.30
3.25	3.58
3	3.00
1	1.00
1	1.00
1	1.00
6	6.00
1.50	1.50
0	0.00
0	0.00
0	0.00
0	0.00
0	0.00
0.00	0.00
0	0.00
0	0.00
0	0.00
0	0.00
0	0.00
0.00	0.00
0	0.00
0	0.00
0	0.00
0	0.00
0	0.00
0	0.00
0.00	0.00
2	2.00
0	0.00
0	0.00
0	0.00
2	2.00
0.50	0.50
0	0.00

0	0.00
0	0.00
0	0.00
0	0.00
0.00	0.00

148	165.40
1.54	1.72

Original Data	
TOTAL	PCU TOTAL
0	0.00
0	0.00
0	0.00
0	0.00
0	0.00
0.00	0.00
0	0.00
0	0.00
0	0.00
0	0.00
0	0.00
0.00	0.00
0	0.00
0	0.00
0	0.00
0	0.00
0	0.00
0	0.00
0	0.00
0	0.00
0.00	0.00
0	0.00
0	0.00
0	0.00
0	0.00
2	4.60
0	0.00
2	4.60
0.50	1.15
0	0.00
0	0.00
0	0.00
0	0.00
0	0.00
0.00	0.00
1	1.50
1	1.00
0	0.00
1	1.50
3	4.00
0.75	1.00
2	3.80
5	6.30
4	4.50
5	6.80
16	21.40
4.00	5.35
4	4.50
8	9.80
6	7.80
6	6.00
24	28.10
6.00	7.03
4	5.30
6	6.00
10	11.00
12	12.00
32	34.30
8.00	8.58
7	7.00
3	3.00

219	245.30
2.28	2.56

Immingham, Lincolnshire
Classified Junction Count

Site 7 of 9
Gibbey Road
A180 (East)
Estate Road 2
A180 (West)
Estate Road No 1

Lat/Long
lat 53.578141° lon -0.109031°

Date
Wednesday 24 April 2019

Weather
Sunny Intervals
Temp: 15°C

0000 - 2400 (Wednesday 24H Session)

TIME	Movement 7.14: Right from Estate Road 2 to A180 (East)							
	P/CYCLE	M/CYCLE	CAR	TAXI	LGV	OGV1	OGV2	BUS/COACH
0000 - 0015	0	0	3	0	0	0	0	0
0015 - 0030	0	0	0	0	0	0	0	0
0030 - 0045	0	0	0	0	0	0	0	0
0045 - 0100	0	0	0	0	0	0	0	0
Hourly Total	0	0	3	0	0	0	0	0
Hourly Average	0.00	0.00	0.75	0.00	0.00	0.00	0.00	0.00
0100 - 0115	0	0	0	0	1	0	0	0
0115 - 0130	0	0	1	0	0	0	0	0
0130 - 0145	0	0	2	0	0	1	0	0
0145 - 0200	0	0	1	0	0	1	0	0
Hourly Total	0	0	4	0	1	2	0	0
Hourly Average	0.00	0.00	1.00	0.00	0.25	0.50	0.00	0.00
0200 - 0215	0	0	4	0	0	0	0	0
0215 - 0230	0	0	0	0	0	0	0	0
0230 - 0245	0	0	0	0	0	0	1	0
0245 - 0300	0	0	0	0	0	0	0	0
Hourly Total	0	0	4	0	0	0	1	0
Hourly Average	0.00	0.00	1.00	0.00	0.00	0.00	0.25	0.00
0300 - 0315	0	0	0	0	0	0	1	0
0315 - 0330	0	0	0	0	0	1	0	0
0330 - 0345	0	0	0	0	0	0	0	0
0345 - 0400	0	1	2	0	1	0	0	0
Hourly Total	0	1	2	0	1	1	1	0
Hourly Average	0.00	0.25	0.50	0.00	0.25	0.25	0.25	0.00
0400 - 0415	0	0	0	0	0	0	1	0
0415 - 0430	0	0	1	0	0	1	1	0
0430 - 0445	0	0	2	0	0	0	0	0
0445 - 0500	0	0	5	0	0	0	0	0
Hourly Total	0	0	8	0	0	1	2	0
Hourly Average	0.00	0.00	2.00	0.00	0.00	0.25	0.50	0.00
0500 - 0515	0	0	11	0	1	0	0	0
0515 - 0530	0	0	6	0	0	0	0	0
0530 - 0545	0	0	9	0	0	1	1	0
0545 - 0600	0	0	9	1	1	1	0	0
Hourly Total	0	0	35	1	2	2	1	0
Hourly Average	0.00	0.00	8.75	0.25	0.50	0.50	0.25	0.00
0600 - 0615	0	0	5	0	0	0	3	0
0615 - 0630	0	0	7	0	2	2	4	0
0630 - 0645	0	0	3	0	2	3	6	0
0645 - 0700	0	0	3	0	5	3	2	1
Hourly Total	0	0	18	0	9	8	15	1
Hourly Average	0.00	0.00	4.50	0.00	2.25	2.00	3.75	0.25
0700 - 0715	0	0	8	0	2	0	2	2
0715 - 0730	0	0	4	0	6	2	1	3
0730 - 0745	0	0	7	0	9	2	2	3
0745 - 0800	0	0	10	0	13	1	5	2
Hourly Total	0	0	29	0	30	5	10	10
Hourly Average	0.00	0.00	7.25	0.00	7.50	1.25	2.50	2.50
0800 - 0815	0	0	10	0	13	1	0	0
0815 - 0830	0	0	13	0	13	2	2	0
0830 - 0845	0	1	13	1	13	1	3	0
0845 - 0900	0	0	12	1	10	5	1	0
Hourly Total	0	1	48	2	49	9	6	0
Hourly Average	0.00	0.25	12.00	0.50	12.25	2.25	1.50	0.00
0900 - 0915	0	0	19	0	9	2	1	0
0915 - 0930	0	0	18	1	14	1	4	0

0930 - 0945	0	1	17	0	13	1	5	0
0945 - 1000	0	0	19	0	13	5	4	0
Hourly Total	0	1	73	1	49	9	14	0
Hourly Average	0.00	0.25	18.25	0.25	12.25	2.25	3.50	0.00
1000 - 1015	0	1	23	1	11	3	2	0
1015 - 1030	0	3	19	1	12	8	1	0
1030 - 1045	0	0	20	0	12	2	3	0
1045 - 1100	0	0	18	0	8	3	2	0
Hourly Total	0	4	80	2	43	16	8	0
Hourly Average	0.00	1.00	20.00	0.50	10.75	4.00	2.00	0.00
1100 - 1115	0	1	24	1	13	3	3	0
1115 - 1130	0	0	20	0	11	3	4	0
1130 - 1145	0	0	18	0	15	0	2	0
1145 - 1200	0	0	22	0	13	4	1	0
Hourly Total	0	1	84	1	52	10	10	0
Hourly Average	0.00	0.25	21.00	0.25	13.00	2.50	2.50	0.00
1200 - 1215	0	0	35	0	12	2	1	0
1215 - 1230	0	0	27	0	15	4	0	1
1230 - 1245	0	0	22	0	18	3	2	0
1245 - 1300	0	0	23	0	10	4	2	0
Hourly Total	0	0	107	0	55	13	5	1
Hourly Average	0.00	0.00	26.75	0.00	13.75	3.25	1.25	0.25
1300 - 1315	0	0	36	0	12	2	3	0
1315 - 1330	0	0	36	0	12	0	3	0
1330 - 1345	0	0	27	0	11	3	6	0
1345 - 1400	0	0	34	0	11	0	2	0
Hourly Total	0	0	133	0	46	5	14	0
Hourly Average	0.00	0.00	33.25	0.00	11.50	1.25	3.50	0.00
1400 - 1415	0	0	68	1	10	3	2	3
1415 - 1430	0	0	48	0	12	6	1	1
1430 - 1445	0	0	27	0	8	0	1	1
1445 - 1500	0	2	23	0	16	3	0	0
Hourly Total	0	2	166	1	46	12	4	5
Hourly Average	0.00	0.50	41.50	0.25	11.50	3.00	1.00	1.25
1500 - 1515	0	2	28	0	18	4	2	0
1515 - 1530	0	0	19	1	9	1	4	0
1530 - 1545	0	0	22	1	11	2	2	0
1545 - 1600	0	4	26	0	8	1	3	0
Hourly Total	0	6	95	2	46	8	11	0
Hourly Average	0.00	1.50	23.75	0.50	11.50	2.00	2.75	0.00
1600 - 1615	0	0	55	0	17	1	0	0
1615 - 1630	0	1	31	0	12	1	1	1
1630 - 1645	0	0	59	0	11	2	0	0
1645 - 1700	0	0	46	0	9	1	0	0
Hourly Total	0	1	191	0	49	5	1	1
Hourly Average	0.00	0.25	47.75	0.00	12.25	1.25	0.25	0.25
1700 - 1715	0	0	61	0	13	1	0	0
1715 - 1730	0	1	38	0	7	4	2	0
1730 - 1745	0	1	25	0	5	0	0	0
1745 - 1800	0	0	19	0	5	2	3	0
Hourly Total	0	2	143	0	30	7	5	0
Hourly Average	0.00	0.50	35.75	0.00	7.50	1.75	1.25	0.00
1800 - 1815	0	1	31	0	3	1	1	0
1815 - 1830	0	0	13	0	3	0	1	0
1830 - 1845	0	0	11	0	3	0	1	0
1845 - 1900	0	0	15	0	3	0	0	0
Hourly Total	0	1	70	0	12	1	3	0
Hourly Average	0.00	0.25	17.50	0.00	3.00	0.25	0.75	0.00
1900 - 1915	0	0	3	0	3	0	2	0
1915 - 1930	0	0	7	0	1	1	0	0
1930 - 1945	0	0	3	0	0	0	0	0
1945 - 2000	0	0	3	1	2	0	0	0
Hourly Total	0	0	16	1	6	1	2	0
Hourly Average	0.00	0.00	4.00	0.25	1.50	0.25	0.50	0.00
2000 - 2015	0	0	2	0	0	0	2	0
2015 - 2030	0	0	4	0	1	1	0	0
2030 - 2045	0	0	2	0	0	0	0	0
2045 - 2100	0	0	4	0	0	0	0	0
Hourly Total	0	0	12	0	1	1	2	0
Hourly Average	0.00	0.00	3.00	0.00	0.25	0.25	0.50	0.00
2100 - 2115	0	0	2	0	1	1	0	0
2115 - 2130	0	0	2	0	0	0	1	0
2130 - 2145	0	0	4	0	0	0	0	0
2145 - 2200	0	0	7	0	1	0	1	0
Hourly Total	0	0	15	0	2	1	2	0
Hourly Average	0.00	0.00	3.75	0.00	0.50	0.25	0.50	0.00
2200 - 2215	0	1	28	0	0	0	0	0
2215 - 2230	0	0	7	0	0	1	0	0
2230 - 2245	0	0	3	0	0	0	0	0
2245 - 2300	0	0	5	0	0	1	0	0
Hourly Total	0	1	43	0	0	2	0	0
Hourly Average	0.00	0.25	10.75	0.00	0.00	0.50	0.00	0.00
2300 - 2315	0	0	7	0	0	0	0	0

2315 - 2330	0	0	3	0	0	0	1	0
2330 - 2345	0	1	1	0	0	0	0	0
2345 - 0000	0	0	0	0	1	0	2	0
Hourly Total	0	1	11	0	1	0	3	0
Hourly Average	0.00	0.25	2.75	0.00	0.25	0.00	0.75	0.00

Session Total	0	22	1390	11	530	119	120	18
Session Average	0.00	0.23	14.48	0.11	5.52	1.24	1.25	0.19

Date
Thursday 25 April 2019

Weather
Sunny Intervals
Temp: 12°C

0000 - 2400 (Thursday 24H Session)

TIME	Movement 7.14: Right from Estate Road 2 to A180 (East)							
	P/CYCLE	M/CYCLE	CAR	TAXI	LGV	OGV1	OGV2	BUS/COACH
0000 - 0015	0	0	3	0	0	0	0	0
0015 - 0030	0	0	2	0	0	0	0	0
0030 - 0045	0	0	1	0	0	0	0	0
0045 - 0100	0	0	1	0	0	0	0	1
Hourly Total	0	0	7	0	0	0	0	1
Hourly Average	0.00	0.00	1.75	0.00	0.00	0.00	0.00	0.25
0100 - 0115	0	0	4	0	1	0	0	0
0115 - 0130	0	0	3	0	0	0	0	0
0130 - 0145	0	0	2	0	0	0	0	0
0145 - 0200	0	0	0	0	0	0	0	0
Hourly Total	0	0	9	0	1	0	0	0
Hourly Average	0.00	0.00	2.25	0.00	0.25	0.00	0.00	0.00
0200 - 0215	0	0	1	0	0	0	0	0
0215 - 0230	0	0	2	0	0	0	0	0
0230 - 0245	0	0	0	0	0	1	0	0
0245 - 0300	0	0	0	0	0	0	0	0
Hourly Total	0	0	3	0	0	1	0	0
Hourly Average	0.00	0.00	0.75	0.00	0.00	0.25	0.00	0.00
0300 - 0315	0	0	1	0	0	0	0	0
0315 - 0330	0	0	0	0	0	1	1	0
0330 - 0345	0	0	2	0	1	0	0	0
0345 - 0400	0	0	2	0	1	1	0	0
Hourly Total	0	0	5	0	2	2	1	0
Hourly Average	0.00	0.00	1.25	0.00	0.50	0.50	0.25	0.00
0400 - 0415	0	0	0	0	0	0	0	0
0415 - 0430	0	0	1	0	0	0	0	0
0430 - 0445	0	0	0	0	0	0	0	0
0445 - 0500	0	0	4	0	0	0	1	0
Hourly Total	0	0	5	0	0	0	1	0
Hourly Average	0.00	0.00	1.25	0.00	0.00	0.00	0.25	0.00
0500 - 0515	0	0	8	0	0	0	0	0
0515 - 0530	0	0	7	0	0	0	0	0
0530 - 0545	0	0	9	0	0	0	0	0
0545 - 0600	0	0	8	0	1	1	4	0
Hourly Total	0	0	32	0	1	1	4	0
Hourly Average	0.00	0.00	8.00	0.00	0.25	0.25	1.00	0.00
0600 - 0615	0	0	13	0	2	1	1	0
0615 - 0630	0	0	8	0	1	2	2	0
0630 - 0645	0	0	2	0	5	2	1	0
0645 - 0700	0	0	3	0	2	0	1	1
Hourly Total	0	0	26	0	10	5	5	1
Hourly Average	0.00	0.00	6.50	0.00	2.50	1.25	1.25	0.25
0700 - 0715	0	0	6	0	4	3	0	2
0715 - 0730	0	0	7	0	7	0	3	5
0730 - 0745	0	0	7	0	12	0	3	2
0745 - 0800	0	0	4	0	3	2	2	2
Hourly Total	0	0	24	0	26	5	8	11
Hourly Average	0.00	0.00	6.00	0.00	6.50	1.25	2.00	2.75
0800 - 0815	0	0	12	0	12	0	2	0
0815 - 0830	0	0	18	0	14	0	0	0
0830 - 0845	0	0	15	0	21	2	5	0
0845 - 0900	0	0	21	0	7	2	0	0
Hourly Total	0	0	66	0	54	4	7	0
Hourly Average	0.00	0.00	16.50	0.00	13.50	1.00	1.75	0.00
0900 - 0915	0	0	17	0	19	1	2	0
0915 - 0930	0	0	25	1	8	3	0	0
0930 - 0945	0	0	27	0	17	1	4	0
0945 - 1000	0	0	28	0	10	3	5	0
Hourly Total	0	0	97	1	54	8	11	0
Hourly Average	0.00	0.00	24.25	0.25	13.50	2.00	2.75	0.00
1000 - 1015	0	0	28	0	14	3	2	0
1015 - 1030	0	0	18	0	15	3	2	0

1030 - 1045	0	0	30	0	16	2	3	0
1045 - 1100	0	0	24	0	7	4	0	0
Hourly Total	0	0	100	0	52	12	7	0
Hourly Average	0.00	0.00	25.00	0.00	13.00	3.00	1.75	0.00
1100 - 1115	0	0	29	0	20	3	0	0
1115 - 1130	0	0	38	0	10	1	1	0
1130 - 1145	0	0	31	0	12	4	1	0
1145 - 1200	0	0	31	0	12	2	0	0
Hourly Total	0	0	129	0	54	10	2	0
Hourly Average	0.00	0.00	32.25	0.00	13.50	2.50	0.50	0.00
1200 - 1215	0	0	60	0	10	0	1	0
1215 - 1230	0	0	35	0	16	1	3	0
1230 - 1245	0	0	41	0	14	5	0	0
1245 - 1300	0	0	32	0	8	1	1	0
Hourly Total	0	0	168	0	48	7	5	0
Hourly Average	0.00	0.00	42.00	0.00	12.00	1.75	1.25	0.00
1300 - 1315	0	0	48	0	8	1	0	0
1315 - 1330	0	0	36	1	12	0	2	0
1330 - 1345	0	0	43	0	12	1	1	0
1345 - 1400	0	0	47	0	13	1	2	0
Hourly Total	0	0	174	1	45	3	5	0
Hourly Average	0.00	0.00	43.50	0.25	11.25	0.75	1.25	0.00
1400 - 1415	1	1	106	0	12	1	1	2
1415 - 1430	0	0	45	0	11	0	0	0
1430 - 1445	1	1	39	0	16	2	3	2
1445 - 1500	0	0	28	0	18	3	3	1
Hourly Total	2	2	218	0	57	6	7	5
Hourly Average	0.50	0.50	54.50	0.00	14.25	1.50	1.75	1.25
1500 - 1515	0	0	49	0	6	2	3	0
1515 - 1530	0	0	23	0	10	3	1	0
1530 - 1545	0	1	27	0	8	1	3	0
1545 - 1600	0	2	35	0	11	0	5	0
Hourly Total	0	3	134	0	35	6	12	0
Hourly Average	0.00	0.75	33.50	0.00	8.75	1.50	3.00	0.00
1600 - 1615	0	2	83	0	13	0	0	1
1615 - 1630	0	2	47	0	15	1	0	0
1630 - 1645	0	2	91	0	19	1	1	0
1645 - 1700	0	0	52	0	9	0	0	0
Hourly Total	0	6	273	0	56	2	1	1
Hourly Average	0.00	1.50	68.25	0.00	14.00	0.50	0.25	0.25
1700 - 1715	0	0	89	0	12	0	0	0
1715 - 1730	0	1	42	0	6	0	0	0
1730 - 1745	0	1	48	0	5	0	1	0
1745 - 1800	0	0	22	0	9	0	0	0
Hourly Total	0	2	201	0	32	0	1	0
Hourly Average	0.00	0.50	50.25	0.00	8.00	0.00	0.25	0.00
1800 - 1815	0	0	36	0	3	0	0	0
1815 - 1830	0	0	17	0	7	0	0	0
1830 - 1845	0	0	15	0	0	0	0	0
1845 - 1900	0	0	8	0	6	0	0	0
Hourly Total	0	0	76	0	16	0	0	0
Hourly Average	0.00	0.00	19.00	0.00	4.00	0.00	0.00	0.00
1900 - 1915	0	0	5	0	1	1	0	0
1915 - 1930	0	0	3	0	3	0	0	0
1930 - 1945	0	0	6	0	1	0	0	0
1945 - 2000	0	0	1	0	0	0	1	0
Hourly Total	0	0	15	0	5	1	1	0
Hourly Average	0.00	0.00	3.75	0.00	1.25	0.25	0.25	0.00
2000 - 2015	0	0	3	0	1	2	0	0
2015 - 2030	0	0	6	0	0	0	0	0
2030 - 2045	0	0	4	0	0	0	0	0
2045 - 2100	0	0	6	0	0	0	0	0
Hourly Total	0	0	19	0	1	2	0	0
Hourly Average	0.00	0.00	4.75	0.00	0.25	0.50	0.00	0.00
2100 - 2115	0	0	2	0	2	0	0	0
2115 - 2130	0	0	3	0	0	0	0	0
2130 - 2145	0	0	2	0	0	0	1	0
2145 - 2200	0	2	11	0	0	0	0	0
Hourly Total	0	2	18	0	2	0	1	0
Hourly Average	0.00	0.50	4.50	0.00	0.50	0.00	0.25	0.00
2200 - 2215	0	0	48	0	0	0	2	0
2215 - 2230	0	0	15	0	0	1	0	0
2230 - 2245	0	0	5	0	0	0	0	0
2245 - 2300	0	0	1	0	0	0	0	0
Hourly Total	0	0	69	0	0	1	2	0
Hourly Average	0.00	0.00	17.25	0.00	0.00	0.25	0.50	0.00
2300 - 2315	0	0	4	0	0	0	1	0
2315 - 2330	0	0	7	0	0	0	1	0
2330 - 2345	0	0	0	0	0	0	0	0
2345 - 0000	0	0	2	0	0	0	0	0
Hourly Total	0	0	13	0	0	0	2	0
Hourly Average	0.00	0.00	3.25	0.00	0.00	0.00	0.50	0.00

Session Total	2	15	1881	2	551	76	83	19
Session Average	0.02	0.16	19.59	0.02	5.74	0.79	0.86	0.20

Original Data	
TOTAL	PCU TOTAL
3	3.00
0	0.00
0	0.00
0	0.00
3	3.00
0.75	0.75
1	1.00
1	1.00
3	3.50
2	2.50
7	8.00
1.75	2.00
4	4.00
0	0.00
1	2.30
0	0.00
5	6.30
1.25	1.58
1	2.30
1	1.50
0	0.00
4	3.40
6	7.20
1.50	1.80
1	2.30
3	4.80
2	2.00
5	5.00
11	14.10
2.75	3.53
12	12.00
6	6.00
11	12.80
12	12.50
41	43.30
10.25	10.83
8	11.90
15	21.20
14	23.30
14	19.10
51	75.50
12.75	18.88
14	18.60
16	21.30
23	29.60
31	40.00
84	109.50
21.00	27.38
24	24.50
30	33.60
32	35.80
29	32.80
115	126.70
28.75	31.68
31	33.30
38	43.70

37	43.40
41	48.70
147	169.10
36.75	42.28
41	44.50
44	47.50
37	41.90
31	35.10
153	169.00
38.25	42.25
45	49.80
38	44.70
35	37.60
40	43.30
158	175.40
39.50	43.85
50	52.30
47	50.00
45	49.10
39	43.60
181	195.00
45.25	48.75
53	57.90
51	54.90
47	56.30
47	49.60
198	218.70
49.50	54.68
87	94.10
68	73.30
37	39.30
44	44.30
236	251.00
59.00	62.75
54	57.40
34	39.70
38	41.60
42	44.00
168	182.70
42.00	45.68
73	73.50
47	49.20
72	73.00
56	56.50
248	252.20
62.00	63.05
75	75.50
52	56.00
31	30.40
29	33.90
187	195.80
46.75	48.95
37	38.20
17	18.30
15	16.30
18	18.00
87	90.80
21.75	22.70
8	10.60
9	9.50
3	3.00
6	6.00
26	29.10
6.50	7.28
4	6.60
6	6.50
2	2.00
4	4.00
16	19.10
4.00	4.78
4	4.50
3	4.30
4	4.00
9	10.30
20	23.10
5.00	5.78
29	28.40
8	8.50
3	3.00
6	6.50
46	46.40
11.50	11.60
7	7.00

4	5.30
2	1.40
3	5.60
16	19.30
4.00	4.83

2210	2430.30
23.02	25.32

Original Data	
TOTAL	PCU TOTAL
3	3.00
2	2.00
1	1.00
2	3.00
8	9.00
2.00	2.25
5	5.00
3	3.00
2	2.00
0	0.00
10	10.00
2.50	2.50
1	1.00
2	2.00
1	1.50
0	0.00
4	4.50
1.00	1.13
1	1.00
2	3.80
3	3.00
4	4.50
10	12.30
2.50	3.08
0	0.00
1	1.00
0	0.00
5	6.30
6	7.30
1.50	1.83
8	8.00
7	7.00
9	9.00
14	19.70
38	43.70
9.50	10.93
17	18.80
13	16.60
10	12.30
7	9.30
47	57.00
11.75	14.25
15	18.50
22	30.90
24	29.90
13	18.60
74	97.90
18.50	24.48
26	28.60
32	32.00
43	50.50
30	31.00
131	142.10
32.75	35.53
39	42.10
37	38.50
49	54.70
46	54.00
171	189.30
42.75	47.33
47	51.10
38	42.10

51	55.90
35	37.00
171	186.10
42.75	46.53
52	53.50
50	51.80
48	51.30
45	46.00
195	202.60
48.75	50.65
71	72.30
55	59.40
60	62.50
42	43.80
228	238.00
57.00	59.50
57	57.50
51	53.60
57	58.80
63	66.10
228	236.00
57.00	59.00
124	126.40
56	56.00
64	69.50
53	59.40
297	311.30
74.25	77.83
60	64.90
37	39.80
40	43.80
53	58.30
190	206.80
47.50	51.70
99	98.80
65	64.30
114	114.60
61	61.00
339	338.70
84.75	84.68
101	101.00
49	48.40
55	55.70
31	31.00
236	236.10
59.00	59.03
39	39.00
24	24.00
15	15.00
14	14.00
92	92.00
23.00	23.00
7	7.50
6	6.00
7	7.00
2	3.30
22	23.80
5.50	5.95
6	7.00
6	6.00
4	4.00
6	6.00
22	23.00
5.50	5.75
4	4.00
3	3.00
3	4.30
13	11.80
23	23.10
5.75	5.78
50	52.60
16	16.50
5	5.00
1	1.00
72	75.10
18.00	18.78
5	6.30
8	9.30
0	0.00
2	2.00
15	17.60
3.75	4.40

2629	2783.30
27.39	28.99

Session Total	0	0	0	0	1	2	0	0
Session Average	0.00	0.00	0.00	0.00	0.01	0.02	0.00	0.00

0	0.00
1	1.00
1	1.00
0.25	0.25
0	0.00
0	0.00
0	0.00
0	0.00
0	0.00
0.00	0.00
0	0.00
0	0.00
1	1.00
0	0.00
1	1.00
0.25	0.25
0	0.00
0	0.00
1	1.00
0	0.00
1	1.00
0.25	0.25
0	0.00
0	0.00
1	1.00
1	1.00
2	2.00
0.50	0.50
0	0.00
0	0.00
0	0.00
1	1.00
1	1.00
0.25	0.25
0	0.00
0	0.00
1	1.00
0	0.00
1	1.00
0.25	0.25
0	0.00
0	0.00
1	1.00
0	0.00
1	1.00
0.25	0.25
0	0.00
0	0.00
1	1.00
0	0.00
1	1.00
2	2.00
0.50	0.50
0	0.00
0	0.00
0	0.00
0	0.00
0	0.00
0.00	0.00
0	0.00
0	0.00
0	0.00
0	0.00
0.00	0.00
0	0.00
0	0.00
0	0.00
0	0.00
0	0.00
0.00	0.00
0	0.00
0	0.00
1	1.00
0	0.00
1	1.00
0.25	0.25
1	1.00
0	0.00
0	0.00
0	0.00
1	1.00
0.25	0.25
0	0.00

3	4.00
0.03	0.04

Immingham, Lincolnshire
Classified Junction Count

Site 7 of 9
Gibbey Road
A180 (East)
Estate Road 2
A180 (West)
Estate Road No 1

Lat/Long
lat 53.578141° lon -0.109031°

Date
Wednesday 24 April 2019

Weather
Sunny Intervals
Temp: 15°C

0000 - 2400 (Wednesday 24H Session)

TIME	Movement 7.16: Left from A180 (West) to Estate Road No 1							
	P/CYCLE	M/CYCLE	CAR	TAXI	LGV	OGV1	OGV2	BUS/COACH
0000 - 0015	0	0	0	0	0	0	2	0
0015 - 0030	0	0	0	0	0	0	0	0
0030 - 0045	0	0	0	0	0	0	0	0
0045 - 0100	0	0	0	0	0	0	0	0
Hourly Total	0	0	0	0	0	0	2	0
Hourly Average	0.00	0.00	0.00	0.00	0.00	0.00	0.50	0.00
0100 - 0115	0	0	0	0	0	0	0	0
0115 - 0130	0	0	0	0	0	0	1	0
0130 - 0145	0	0	0	0	0	0	1	0
0145 - 0200	0	0	0	0	0	0	0	0
Hourly Total	0	0	0	0	0	0	2	0
Hourly Average	0.00	0.00	0.00	0.00	0.00	0.00	0.50	0.00
0200 - 0215	0	0	0	0	0	0	0	0
0215 - 0230	0	0	0	0	0	0	0	0
0230 - 0245	0	0	0	0	0	0	0	0
0245 - 0300	0	0	0	0	0	0	0	0
Hourly Total	0	0	0	0	0	0	0	0
Hourly Average	0.00	0.00	0.00	0.00	0.00	0.00	0.00	0.00
0300 - 0315	0	0	0	0	0	0	0	0
0315 - 0330	0	0	0	0	0	0	0	0
0330 - 0345	0	0	2	0	1	0	0	0
0345 - 0400	0	0	1	0	0	0	0	0
Hourly Total	0	0	3	0	1	0	0	0
Hourly Average	0.00	0.00	0.75	0.00	0.25	0.00	0.00	0.00
0400 - 0415	0	0	0	0	0	0	1	0
0415 - 0430	0	0	1	0	0	0	0	0
0430 - 0445	0	0	3	0	0	0	0	0
0445 - 0500	0	0	1	0	0	0	0	0
Hourly Total	0	0	5	0	0	0	1	0
Hourly Average	0.00	0.00	1.25	0.00	0.00	0.00	0.25	0.00
0500 - 0515	0	0	1	0	2	0	0	0
0515 - 0530	0	0	2	0	1	0	0	0
0530 - 0545	0	0	10	0	1	0	0	0
0545 - 0600	0	1	9	0	0	1	1	0
Hourly Total	0	1	22	0	4	1	1	0
Hourly Average	0.00	0.25	5.50	0.00	1.00	0.25	0.25	0.00
0600 - 0615	0	0	6	0	0	0	2	0
0615 - 0630	0	1	8	0	3	0	1	0
0630 - 0645	0	0	14	0	4	0	1	0
0645 - 0700	0	1	19	0	1	2	6	0
Hourly Total	0	2	47	0	8	2	10	0
Hourly Average	0.00	0.50	11.75	0.00	2.00	0.50	2.50	0.00
0700 - 0715	0	1	24	0	3	0	4	0
0715 - 0730	0	1	29	0	6	0	3	0
0730 - 0745	0	0	29	0	5	0	3	0
0745 - 0800	0	0	33	0	10	0	1	0
Hourly Total	0	2	115	0	24	0	11	0
Hourly Average	0.00	0.50	28.75	0.00	6.00	0.00	2.75	0.00
0800 - 0815	0	1	35	0	3	7	4	0
0815 - 0830	0	0	27	1	4	1	4	0
0830 - 0845	0	1	17	0	9	1	1	0
0845 - 0900	0	0	14	1	4	3	4	0
Hourly Total	0	2	93	2	20	12	13	0
Hourly Average	0.00	0.50	23.25	0.50	5.00	3.00	3.25	0.00
0900 - 0915	0	0	9	1	1	2	2	0
0915 - 0930	0	0	15	0	5	1	5	0

2315 - 2330	0	0	0	0	0	0	0	0
2330 - 2345	0	0	0	0	0	0	0	0
2345 - 0000	0	0	2	0	0	0	1	0
Hourly Total	0	0	2	0	0	0	1	0
Hourly Average	0.00	0.00	0.50	0.00	0.00	0.00	0.25	0.00

Session Total	0	22	524	14	187	46	131	0
Session Average	0.00	0.23	5.46	0.15	1.95	0.48	1.36	0.00

Date
Thursday 25 April 2019

Weather
Sunny Intervals
Temp: 12°C

0000 - 2400 (Thursday 24H Session)

TIME	Movement 7.16: Left from A180 (West) to Estate Road No 1							
	P/CYCLE	M/CYCLE	CAR	TAXI	LGV	OGV1	OGV2	BUS/COACH
0000 - 0015	0	0	0	0	0	0	1	0
0015 - 0030	0	0	0	0	0	0	0	0
0030 - 0045	0	0	0	0	0	0	0	0
0045 - 0100	0	0	0	0	0	0	0	0
Hourly Total	0	0	0	0	0	0	1	0
Hourly Average	0.00	0.00	0.00	0.00	0.00	0.00	0.25	0.00
0100 - 0115	0	0	0	0	0	0	2	0
0115 - 0130	0	0	0	0	0	0	0	0
0130 - 0145	0	0	0	0	0	0	1	0
0145 - 0200	0	0	1	0	0	0	0	0
Hourly Total	0	0	1	0	0	0	3	0
Hourly Average	0.00	0.00	0.25	0.00	0.00	0.00	0.75	0.00
0200 - 0215	0	0	0	0	0	0	0	0
0215 - 0230	0	0	0	0	0	0	0	0
0230 - 0245	0	0	0	0	0	0	0	0
0245 - 0300	0	0	0	0	0	0	0	0
Hourly Total	0	0	0	0	0	0	0	0
Hourly Average	0.00	0.00	0.00	0.00	0.00	0.00	0.00	0.00
0300 - 0315	0	0	0	0	0	0	0	0
0315 - 0330	0	0	0	0	0	0	0	0
0330 - 0345	0	0	2	0	0	0	0	0
0345 - 0400	0	0	0	0	0	0	0	0
Hourly Total	0	0	2	0	0	0	0	0
Hourly Average	0.00	0.00	0.50	0.00	0.00	0.00	0.00	0.00
0400 - 0415	0	0	0	0	0	0	0	0
0415 - 0430	0	0	0	0	1	0	0	0
0430 - 0445	0	0	1	0	0	0	0	0
0445 - 0500	0	0	1	0	0	0	0	0
Hourly Total	0	0	2	0	1	0	0	0
Hourly Average	0.00	0.00	0.50	0.00	0.25	0.00	0.00	0.00
0500 - 0515	0	0	1	0	0	0	0	0
0515 - 0530	0	0	4	0	3	0	0	0
0530 - 0545	0	1	9	0	0	0	0	0
0545 - 0600	0	0	7	0	2	0	2	0
Hourly Total	0	1	21	0	5	0	2	0
Hourly Average	0.00	0.25	5.25	0.00	1.25	0.00	0.50	0.00
0600 - 0615	0	0	5	0	0	0	1	0
0615 - 0630	0	1	10	0	2	0	2	0
0630 - 0645	0	1	18	0	2	0	3	0
0645 - 0700	0	0	12	0	1	0	1	0
Hourly Total	0	2	45	0	5	0	7	0
Hourly Average	0.00	0.50	11.25	0.00	1.25	0.00	1.75	0.00
0700 - 0715	0	1	20	0	5	0	3	0
0715 - 0730	0	2	32	0	9	4	0	0
0730 - 0745	0	1	32	0	9	2	3	0
0745 - 0800	0	0	32	0	6	1	0	0
Hourly Total	0	4	116	0	29	7	6	0
Hourly Average	0.00	1.00	29.00	0.00	7.25	1.75	1.50	0.00
0800 - 0815	0	0	8	0	4	0	3	0
0815 - 0830	0	0	14	0	2	0	1	0
0830 - 0845	0	0	8	0	4	3	1	0
0845 - 0900	0	0	17	2	2	1	1	0
Hourly Total	0	0	47	2	12	4	6	0
Hourly Average	0.00	0.00	11.75	0.50	3.00	1.00	1.50	0.00
0900 - 0915	0	0	6	0	3	2	5	0
0915 - 0930	0	0	3	0	3	3	3	0
0930 - 0945	0	0	7	0	3	0	4	0
0945 - 1000	0	2	4	1	4	2	2	0
Hourly Total	0	2	20	1	13	7	14	0
Hourly Average	0.00	0.50	5.00	0.25	3.25	1.75	3.50	0.00
1000 - 1015	0	0	3	0	2	0	0	0
1015 - 1030	0	0	5	1	4	0	3	0

1030 - 1045	0	0	11	0	6	1	3	0
1045 - 1100	0	0	10	1	2	1	1	0
Hourly Total	0	0	29	2	14	2	7	0
Hourly Average	0.00	0.00	7.25	0.50	3.50	0.50	1.75	0.00
1100 - 1115	0	0	4	0	5	1	3	0
1115 - 1130	0	0	4	0	4	1	5	0
1130 - 1145	0	0	3	0	3	0	1	0
1145 - 1200	0	2	8	0	1	0	3	0
Hourly Total	0	2	19	0	13	2	12	0
Hourly Average	0.00	0.50	4.75	0.00	3.25	0.50	3.00	0.00
1200 - 1215	0	0	5	0	4	2	1	0
1215 - 1230	0	0	4	0	5	2	1	0
1230 - 1245	0	0	10	1	5	1	5	0
1245 - 1300	0	0	6	1	4	2	4	0
Hourly Total	0	0	25	2	18	7	11	0
Hourly Average	0.00	0.00	6.25	0.50	4.50	1.75	2.75	0.00
1300 - 1315	0	0	3	0	1	1	1	0
1315 - 1330	0	0	5	0	3	1	4	0
1330 - 1345	0	0	11	2	4	1	2	0
1345 - 1400	0	0	7	1	2	2	4	0
Hourly Total	0	0	26	3	10	5	11	0
Hourly Average	0.00	0.00	6.50	0.75	2.50	1.25	2.75	0.00
1400 - 1415	0	0	6	0	3	0	3	0
1415 - 1430	0	0	14	0	6	2	4	0
1430 - 1445	0	0	5	0	3	1	5	0
1445 - 1500	0	0	8	0	3	1	3	0
Hourly Total	0	0	33	0	15	4	15	0
Hourly Average	0.00	0.00	8.25	0.00	3.75	1.00	3.75	0.00
1500 - 1515	0	0	2	0	10	0	3	0
1515 - 1530	0	0	8	0	9	1	4	0
1530 - 1545	0	0	3	0	6	4	2	0
1545 - 1600	0	0	7	0	3	0	3	0
Hourly Total	0	0	20	0	28	5	12	0
Hourly Average	0.00	0.00	5.00	0.00	7.00	1.25	3.00	0.00
1600 - 1615	0	0	2	0	3	2	1	0
1615 - 1630	0	0	2	1	3	0	2	0
1630 - 1645	0	0	0	0	1	0	0	0
1645 - 1700	0	0	3	0	1	1	1	0
Hourly Total	0	0	7	1	8	3	4	0
Hourly Average	0.00	0.00	1.75	0.25	2.00	0.75	1.00	0.00
1700 - 1715	0	0	3	0	1	0	0	0
1715 - 1730	0	0	3	0	1	0	1	0
1730 - 1745	0	0	1	0	0	1	0	0
1745 - 1800	0	0	3	0	0	0	1	0
Hourly Total	0	0	10	0	2	1	2	0
Hourly Average	0.00	0.00	2.50	0.00	0.50	0.25	0.50	0.00
1800 - 1815	0	0	4	0	0	0	0	0
1815 - 1830	0	0	4	0	1	0	2	0
1830 - 1845	0	0	6	0	1	0	0	0
1845 - 1900	0	0	1	0	1	1	0	0
Hourly Total	0	0	15	0	3	1	2	0
Hourly Average	0.00	0.00	3.75	0.00	0.75	0.25	0.50	0.00
1900 - 1915	0	0	0	0	0	0	2	0
1915 - 1930	0	0	0	1	0	0	0	0
1930 - 1945	0	0	1	0	0	0	0	0
1945 - 2000	0	0	1	0	0	0	0	0
Hourly Total	0	0	2	1	0	0	2	0
Hourly Average	0.00	0.00	0.50	0.25	0.00	0.00	0.50	0.00
2000 - 2015	0	0	0	0	0	0	2	0
2015 - 2030	0	0	1	0	0	0	0	0
2030 - 2045	0	0	0	0	0	0	0	0
2045 - 2100	0	0	0	0	2	0	0	0
Hourly Total	0	0	1	0	2	0	2	0
Hourly Average	0.00	0.00	0.25	0.00	0.50	0.00	0.50	0.00
2100 - 2115	0	0	1	0	0	0	0	0
2115 - 2130	0	0	5	0	1	0	1	0
2130 - 2145	0	0	2	0	1	0	0	0
2145 - 2200	0	0	1	0	0	0	0	0
Hourly Total	0	0	9	0	2	0	1	0
Hourly Average	0.00	0.00	2.25	0.00	0.50	0.00	0.25	0.00
2200 - 2215	0	0	0	0	0	0	0	0
2215 - 2230	0	0	0	0	0	0	0	0
2230 - 2245	0	0	0	0	1	0	0	0
2245 - 2300	0	0	0	0	0	0	0	0
Hourly Total	0	0	0	0	1	0	0	0
Hourly Average	0.00	0.00	0.00	0.00	0.25	0.00	0.00	0.00
2300 - 2315	0	0	0	0	0	0	0	0
2315 - 2330	0	0	0	0	1	0	0	0
2330 - 2345	0	0	0	0	0	0	0	0
2345 - 0000	0	0	0	0	0	0	0	0
Hourly Total	0	0	0	0	1	0	0	0
Hourly Average	0.00	0.00	0.00	0.00	0.25	0.00	0.00	0.00

Session Total	0	11	450	12	182	48	120	0
Session Average	0.00	0.11	4.69	0.13	1.90	0.50	1.25	0.00

Original Data	
TOTAL	PCU TOTAL
2	4.60
0	0.00
0	0.00
0	0.00
2	4.60
0.50	1.15
0	0.00
1	2.30
1	2.30
0	0.00
2	4.60
0.50	1.15
0	0.00
0	0.00
0	0.00
0	0.00
0	0.00
0	0.00
0.00	0.00
0	0.00
0	0.00
3	3.00
1	1.00
4	4.00
1.00	1.00
1	2.30
1	1.00
3	3.00
1	1.00
6	7.30
1.50	1.83
3	3.00
3	3.00
11	11.00
12	13.20
29	30.20
7.25	7.55
8	10.60
13	13.70
19	20.30
29	37.20
69	81.80
17.25	20.45
32	36.60
39	42.30
37	40.90
44	45.30
152	165.10
38.00	41.28
50	58.10
37	42.70
29	30.20
26	32.70
142	163.70
35.50	40.93
15	18.60
26	33.00

14	15.10
21	27.10
76	93.80
19.00	23.45
14	18.50
13	19.50
18	21.90
17	17.60
62	77.50
15.50	19.38
11	15.40
12	15.10
6	7.30
13	15.70
42	53.50
10.50	13.38
10	11.30
12	18.50
16	17.50
17	22.20
55	69.50
13.75	17.38
6	9.10
23	27.50
17	20.90
12	15.10
58	72.60
14.50	18.15
20	21.20
16	20.40
18	26.00
16	19.90
70	87.50
17.50	21.88
12	15.10
7	8.30
12	14.60
14	14.50
45	52.50
11.25	13.13
6	6.00
12	15.10
8	8.50
11	15.40
37	45.00
9.25	11.25
4	4.00
5	7.60
4	5.30
7	8.80
20	25.70
5.00	6.43
8	9.30
6	6.00
5	5.50
1	1.00
20	21.80
5.00	5.45
1	1.00
0	0.00
0	0.00
2	3.30
3	4.30
0.75	1.08
2	2.00
2	2.00
1	1.00
3	4.30
8	9.30
2.00	2.33
3	4.30
2	3.30
5	6.30
5	6.30
15	20.20
3.75	5.05
2	3.30
1	1.00
1	1.00
0	0.00
4	5.30
1.00	1.33
0	0.00

0	0.00
0	0.00
3	4.30
3	4.30
0.75	1.08

924	1104.10
9.63	11.50

Original Data	
TOTAL	PCU TOTAL
1	2.30
0	0.00
0	0.00
0	0.00
1	2.30
0.25	0.58
2	4.60
0	0.00
1	2.30
1	1.00
4	7.90
1.00	1.98
0	0.00
0	0.00
0	0.00
0	0.00
0	0.00
0.00	0.00
0	0.00
0	0.00
2	2.00
0	0.00
2	2.00
0.50	0.50
0	0.00
1	1.00
1	1.00
1	1.00
3	3.00
0.75	0.75
1	1.00
7	7.00
10	9.40
11	13.60
29	31.00
7.25	7.75
6	7.30
15	17.00
24	27.30
14	15.30
59	66.90
14.75	16.73
29	32.30
47	47.80
47	51.30
39	39.50
162	170.90
40.50	42.73
15	18.90
17	18.30
16	18.80
23	24.80
71	80.80
17.75	20.20
16	23.50
12	17.40
14	19.20
15	17.40
57	77.50
14.25	19.38
5	5.00
13	16.90

21	25.40
15	16.80
54	64.10
13.50	16.03
13	17.40
14	21.00
7	8.30
14	16.70
48	63.40
12.00	15.85
12	14.30
12	14.30
22	29.00
17	23.20
63	80.80
15.75	20.20
6	7.80
13	18.70
20	23.10
16	22.20
55	71.80
13.75	17.95
12	15.90
26	32.20
14	21.00
15	19.40
67	88.50
16.75	22.13
15	18.90
22	27.70
15	19.60
13	16.90
65	83.10
16.25	20.78
8	10.30
8	10.60
1	1.00
6	7.80
23	29.70
5.75	7.43
4	4.00
5	6.30
2	2.50
4	5.30
15	18.10
3.75	4.53
4	4.00
7	9.60
7	7.00
3	3.50
21	24.10
5.25	6.03
2	4.60
1	1.00
1	1.00
1	1.00
5	7.60
1.25	1.90
2	4.60
1	1.00
0	0.00
2	2.00
5	7.60
1.25	1.90
1	1.00
7	8.30
3	3.00
1	1.00
12	13.30
3.00	3.33
0	0.00
0	0.00
1	1.00
0	0.00
1	1.00
0.25	0.25
0	0.00
1	1.00
0	0.00
0	0.00
1	1.00
0.25	0.25

823	996.40
8.57	10.38

Immingham, Lincolnshire
Classified Junction Count

Site 7 of 9
Gilbey Road
A180 (East)
Estate Road 2
A180 (West)
Estate Road No 1

Lat/Long
lat 53.578141° lon -0.109031°

Date
Wednesday 24 April 2019

Weather
Sunny Intervals
Temp: 15°C

0000 - 2400 (Wednesday 24H Session)

TIME	Movement 7.17: Left from A180 (West) to Gilbey Road							
	P/CYCLE	M/CYCLE	CAR	TAXI	LGV	OGV1	OGV2	BUS/COACH
0000 - 0015	0	0	1	0	1	0	0	0
0015 - 0030	0	0	1	0	1	0	0	0
0030 - 0045	0	0	1	0	0	0	0	0
0045 - 0100	0	0	0	0	0	0	0	0
Hourly Total	0	0	3	0	2	0	0	0
Hourly Average	0.00	0.00	0.75	0.00	0.50	0.00	0.00	0.00
0100 - 0115	0	0	0	0	0	0	1	0
0115 - 0130	0	0	2	0	0	0	0	0
0130 - 0145	0	0	1	0	0	1	0	0
0145 - 0200	0	0	0	0	0	0	0	0
Hourly Total	0	0	3	0	0	1	1	0
Hourly Average	0.00	0.00	0.75	0.00	0.00	0.25	0.25	0.00
0200 - 0215	0	0	0	0	0	0	0	0
0215 - 0230	0	0	1	0	0	0	0	0
0230 - 0245	0	0	0	0	0	0	0	0
0245 - 0300	0	0	0	0	0	0	1	0
Hourly Total	0	0	1	0	0	0	1	0
Hourly Average	0.00	0.00	0.25	0.00	0.00	0.00	0.25	0.00
0300 - 0315	0	0	1	0	0	1	0	0
0315 - 0330	0	0	0	0	0	0	0	0
0330 - 0345	0	0	0	0	0	0	0	0
0345 - 0400	0	0	1	0	0	0	0	0
Hourly Total	0	0	2	0	0	1	0	0
Hourly Average	0.00	0.00	0.50	0.00	0.00	0.25	0.00	0.00
0400 - 0415	0	0	1	0	0	0	0	0
0415 - 0430	0	0	0	0	0	0	0	0
0430 - 0445	0	0	1	0	0	0	0	0
0445 - 0500	0	0	2	0	0	0	0	0
Hourly Total	0	0	4	0	0	0	0	0
Hourly Average	0.00	0.00	1.00	0.00	0.00	0.00	0.00	0.00
0500 - 0515	0	0	2	0	0	0	0	0
0515 - 0530	0	0	3	0	0	0	1	0
0530 - 0545	0	0	5	0	1	0	2	0
0545 - 0600	0	0	8	0	0	1	1	0
Hourly Total	0	0	18	0	1	1	4	0
Hourly Average	0.00	0.00	4.50	0.00	0.25	0.25	1.00	0.00
0600 - 0615	0	0	8	0	1	0	1	0
0615 - 0630	0	0	7	0	1	1	9	0
0630 - 0645	0	0	10	0	2	1	3	0
0645 - 0700	0	0	12	0	2	0	8	0
Hourly Total	0	0	37	0	6	2	21	0
Hourly Average	0.00	0.00	9.25	0.00	1.50	0.50	5.25	0.00
0700 - 0715	0	0	11	0	3	0	3	0
0715 - 0730	0	0	16	0	4	2	1	0
0730 - 0745	0	0	22	0	5	1	5	0
0745 - 0800	0	0	27	0	5	0	6	0
Hourly Total	0	0	76	0	17	3	15	0
Hourly Average	0.00	0.00	19.00	0.00	4.25	0.75	3.75	0.00
0800 - 0815	0	0	30	0	9	4	2	0
0815 - 0830	0	0	30	0	6	3	1	0
0830 - 0845	0	0	29	0	6	2	3	0
0845 - 0900	0	0	25	0	4	5	3	0
Hourly Total	0	0	114	0	25	14	9	0
Hourly Average	0.00	0.00	28.50	0.00	6.25	3.50	2.25	0.00
0900 - 0915	0	0	20	0	5	4	3	0
0915 - 0930	0	0	17	0	5	1	6	0

0930 - 0945	0	0	16	0	5	4	3	0
0945 - 1000	0	0	15	0	4	3	3	0
Hourly Total	0	0	68	0	19	12	15	0
Hourly Average	0.00	0.00	17.00	0.00	4.75	3.00	3.75	0.00
1000 - 1015	0	0	16	0	4	1	1	0
1015 - 1030	0	0	15	0	5	4	5	0
1030 - 1045	0	0	14	0	3	2	2	0
1045 - 1100	0	0	16	0	4	3	1	0
Hourly Total	0	0	61	0	16	10	9	0
Hourly Average	0.00	0.00	15.25	0.00	4.00	2.50	2.25	0.00
1100 - 1115	0	0	16	0	4	2	2	0
1115 - 1130	0	0	14	0	4	1	2	0
1130 - 1145	0	0	14	0	3	0	4	0
1145 - 1200	0	0	17	0	4	1	5	0
Hourly Total	0	0	61	0	15	4	13	0
Hourly Average	0.00	0.00	15.25	0.00	3.75	1.00	3.25	0.00
1200 - 1215	0	0	15	0	4	1	4	0
1215 - 1230	0	0	14	0	3	0	4	0
1230 - 1245	0	0	15	0	3	2	2	0
1245 - 1300	0	0	16	0	3	0	1	0
Hourly Total	0	0	60	0	13	3	11	0
Hourly Average	0.00	0.00	15.00	0.00	3.25	0.75	2.75	0.00
1300 - 1315	0	0	14	0	3	1	6	0
1315 - 1330	0	0	15	0	5	8	4	0
1330 - 1345	0	0	15	0	5	6	2	0
1345 - 1400	0	0	16	0	4	2	4	0
Hourly Total	0	0	60	0	17	17	16	0
Hourly Average	0.00	0.00	15.00	0.00	4.25	4.25	4.00	0.00
1400 - 1415	0	0	15	0	4	1	3	0
1415 - 1430	0	0	16	0	3	5	3	0
1430 - 1445	0	0	15	0	3	1	0	0
1445 - 1500	0	0	17	0	4	1	3	0
Hourly Total	0	0	63	0	14	8	9	0
Hourly Average	0.00	0.00	15.75	0.00	3.50	2.00	2.25	0.00
1500 - 1515	0	0	17	0	5	4	5	0
1515 - 1530	0	0	14	0	3	1	2	0
1530 - 1545	0	0	16	0	4	3	3	0
1545 - 1600	0	0	20	0	5	1	2	0
Hourly Total	0	0	67	0	17	9	12	0
Hourly Average	0.00	0.00	16.75	0.00	4.25	2.25	3.00	0.00
1600 - 1615	0	0	27	0	6	2	2	0
1615 - 1630	0	0	25	0	5	0	7	0
1630 - 1645	0	0	26	0	5	1	2	0
1645 - 1700	0	0	27	0	5	0	6	0
Hourly Total	0	0	105	0	21	3	17	0
Hourly Average	0.00	0.00	26.25	0.00	5.25	0.75	4.25	0.00
1700 - 1715	0	0	26	0	4	0	2	0
1715 - 1730	0	0	31	0	4	0	3	0
1730 - 1745	0	0	28	0	4	0	4	0
1745 - 1800	0	0	20	0	3	0	0	0
Hourly Total	0	0	105	0	15	0	9	0
Hourly Average	0.00	0.00	26.25	0.00	3.75	0.00	2.25	0.00
1800 - 1815	0	0	24	0	3	0	1	0
1815 - 1830	0	0	19	0	2	0	1	0
1830 - 1845	0	0	20	0	2	0	3	0
1845 - 1900	0	0	17	0	1	0	0	0
Hourly Total	0	0	80	0	8	0	5	0
Hourly Average	0.00	0.00	20.00	0.00	2.00	0.00	1.25	0.00
1900 - 1915	0	0	13	0	1	1	1	0
1915 - 1930	0	0	10	0	1	0	1	0
1930 - 1945	0	0	9	0	1	0	1	0
1945 - 2000	0	0	8	0	1	0	0	0
Hourly Total	0	0	40	0	4	1	3	0
Hourly Average	0.00	0.00	10.00	0.00	1.00	0.25	0.75	0.00
2000 - 2015	0	0	6	0	1	1	0	0
2015 - 2030	0	0	6	0	0	0	0	0
2030 - 2045	0	0	4	0	0	0	0	0
2045 - 2100	0	0	5	0	0	1	0	0
Hourly Total	0	0	21	0	1	2	0	0
Hourly Average	0.00	0.00	5.25	0.00	0.25	0.50	0.00	0.00
2100 - 2115	0	0	6	0	1	0	0	0
2115 - 2130	0	0	4	0	1	0	0	0
2130 - 2145	0	0	5	0	0	0	0	0
2145 - 2200	0	0	4	0	1	0	0	0
Hourly Total	0	0	19	0	3	0	0	0
Hourly Average	0.00	0.00	4.75	0.00	0.75	0.00	0.00	0.00
2200 - 2215	0	0	5	0	0	0	1	0
2215 - 2230	0	0	4	0	0	0	3	1
2230 - 2245	0	0	3	0	0	0	2	0
2245 - 2300	0	0	3	0	0	1	1	0
Hourly Total	0	0	15	0	0	1	7	1
Hourly Average	0.00	0.00	3.75	0.00	0.00	0.25	1.75	0.25
2300 - 2315	0	0	2	0	0	0	0	0

2315 - 2330	0	0	2	0	0	0	0	0
2330 - 2345	0	0	1	0	0	0	0	0
2345 - 0000	0	0	1	0	0	0	0	0
Hourly Total	0	0	6	0	0	0	0	0
Hourly Average	0.00	0.00	1.50	0.00	0.00	0.00	0.00	0.00

Session Total	0	0	1089	0	214	92	177	1
Session Average	0.00	0.00	11.34	0.00	2.23	0.96	1.84	0.01

Date
Thursday 25 April 2019

Weather
Sunny Intervals
Temp: 12°C

0000 - 2400 (Thursday 24H Session)

TIME	Movement 7.17: Left from A180 (West) to Gilbey Road							
	P/CYCLE	M/CYCLE	CAR	TAXI	LGV	OGV1	OGV2	BUS/COACH
0000 - 0015	0	0	0	0	0	0	0	0
0015 - 0030	0	0	0	0	0	0	0	0
0030 - 0045	0	0	0	0	0	0	0	0
0045 - 0100	0	0	0	0	0	0	0	0
Hourly Total	0	0	0	0	0	0	0	0
Hourly Average	0.00	0.00	0.00	0.00	0.00	0.00	0.00	0.00
0100 - 0115	0	0	0	0	0	0	0	0
0115 - 0130	0	0	0	0	0	0	0	0
0130 - 0145	0	0	0	0	0	0	1	0
0145 - 0200	0	0	0	0	0	0	0	0
Hourly Total	0	0	0	0	0	0	1	0
Hourly Average	0.00	0.00	0.00	0.00	0.00	0.00	0.25	0.00
0200 - 0215	0	0	0	0	0	0	0	0
0215 - 0230	0	0	0	0	0	0	0	0
0230 - 0245	0	0	0	0	0	0	0	0
0245 - 0300	0	0	0	0	0	0	0	0
Hourly Total	0	0	0	0	0	0	0	0
Hourly Average	0.00	0.00	0.00	0.00	0.00	0.00	0.00	0.00
0300 - 0315	0	0	0	0	0	1	0	0
0315 - 0330	0	0	0	0	0	0	0	0
0330 - 0345	0	0	0	0	0	0	0	0
0345 - 0400	0	0	0	0	0	0	0	0
Hourly Total	0	0	0	0	0	1	0	0
Hourly Average	0.00	0.00	0.00	0.00	0.00	0.25	0.00	0.00
0400 - 0415	0	0	0	0	0	0	0	0
0415 - 0430	0	0	0	0	0	0	0	0
0430 - 0445	0	0	1	0	0	0	0	0
0445 - 0500	0	0	1	0	0	0	0	0
Hourly Total	0	0	2	0	0	0	0	0
Hourly Average	0.00	0.00	0.50	0.00	0.00	0.00	0.00	0.00
0500 - 0515	0	0	1	0	0	0	0	0
0515 - 0530	0	0	4	0	0	0	0	0
0530 - 0545	0	0	2	0	0	0	0	0
0545 - 0600	0	0	2	0	0	0	3	0
Hourly Total	0	0	9	0	0	0	3	0
Hourly Average	0.00	0.00	2.25	0.00	0.00	0.00	0.75	0.00
0600 - 0615	0	0	7	0	3	1	2	0
0615 - 0630	0	0	8	0	0	0	0	0
0630 - 0645	0	0	16	0	5	1	1	0
0645 - 0700	0	1	22	0	6	0	3	0
Hourly Total	0	1	53	0	14	2	6	0
Hourly Average	0.00	0.25	13.25	0.00	3.50	0.50	1.50	0.00
0700 - 0715	0	0	14	0	5	0	2	0
0715 - 0730	0	0	29	0	5	0	0	0
0730 - 0745	0	0	28	0	3	3	4	0
0745 - 0800	0	0	40	0	5	1	1	0
Hourly Total	0	0	111	0	18	4	7	0
Hourly Average	0.00	0.00	27.75	0.00	4.50	1.00	1.75	0.00
0800 - 0815	0	0	33	0	13	3	1	0
0815 - 0830	0	0	26	0	10	1	3	0
0830 - 0845	0	0	20	0	7	0	6	0
0845 - 0900	0	0	25	0	10	3	1	0
Hourly Total	0	0	104	0	40	7	11	0
Hourly Average	0.00	0.00	26.00	0.00	10.00	1.75	2.75	0.00
0900 - 0915	0	0	32	0	3	3	3	0
0915 - 0930	0	2	20	0	3	3	5	0
0930 - 0945	0	0	22	0	3	7	3	0
0945 - 1000	0	0	18	0	0	10	1	0
Hourly Total	0	2	92	0	9	23	12	0
Hourly Average	0.00	0.50	23.00	0.00	2.25	5.75	3.00	0.00
1000 - 1015	0	0	9	1	6	0	1	0
1015 - 1030	0	0	14	1	10	1	9	0

1030 - 1045	0	0	18	0	0	0	0	0	0
1045 - 1100	0	0	18	1	0	2	1	0	0
Hourly Total	0	0	59	3	16	3	11	0	0
Hourly Average	0.00	0.00	14.75	0.75	4.00	0.75	2.75	0.00	0.00
1100 - 1115	0	0	18	1	2	1	5	0	0
1115 - 1130	0	0	10	0	5	0	3	0	0
1130 - 1145	0	0	12	0	2	0	2	0	0
1145 - 1200	0	0	29	0	3	0	0	0	0
Hourly Total	0	0	69	1	12	1	10	0	0
Hourly Average	0.00	0.00	17.25	0.25	3.00	0.25	2.50	0.00	0.00
1200 - 1215	0	0	9	0	10	0	5	0	0
1215 - 1230	0	0	12	0	5	1	2	0	0
1230 - 1245	0	0	18	0	9	3	0	0	0
1245 - 1300	0	0	7	0	10	1	1	0	0
Hourly Total	0	0	46	0	34	5	8	0	0
Hourly Average	0.00	0.00	11.50	0.00	8.50	1.25	2.00	0.00	0.00
1300 - 1315	0	1	15	0	10	0	5	0	0
1315 - 1330	0	0	15	0	3	4	2	0	0
1330 - 1345	0	0	15	3	8	6	3	0	0
1345 - 1400	0	0	7	0	4	1	5	0	0
Hourly Total	0	1	52	3	25	11	15	0	0
Hourly Average	0.00	0.25	13.00	0.75	6.25	2.75	3.75	0.00	0.00
1400 - 1415	0	0	8	0	6	1	2	0	0
1415 - 1430	0	0	12	0	4	3	4	0	0
1430 - 1445	0	0	7	0	9	2	1	0	0
1445 - 1500	0	0	10	0	4	4	3	0	0
Hourly Total	0	0	37	0	23	10	10	0	0
Hourly Average	0.00	0.00	9.25	0.00	5.75	2.50	2.50	0.00	0.00
1500 - 1515	0	0	12	0	2	7	5	0	0
1515 - 1530	0	0	7	0	7	1	3	0	0
1530 - 1545	0	0	10	0	1	2	2	0	0
1545 - 1600	0	0	5	0	5	1	5	0	0
Hourly Total	0	0	34	0	15	11	15	0	0
Hourly Average	0.00	0.00	8.50	0.00	3.75	2.75	3.75	0.00	0.00
1600 - 1615	0	0	11	0	14	2	0	0	0
1615 - 1630	0	0	12	0	7	1	2	0	0
1630 - 1645	0	0	30	0	14	0	2	0	0
1645 - 1700	0	0	11	0	5	0	5	0	0
Hourly Total	0	0	64	0	40	3	9	0	0
Hourly Average	0.00	0.00	16.00	0.00	10.00	0.75	2.25	0.00	0.00
1700 - 1715	0	1	8	0	6	0	5	1	0
1715 - 1730	0	0	7	0	3	0	3	0	0
1730 - 1745	0	0	11	0	3	0	3	0	0
1745 - 1800	0	0	3	0	3	0	0	0	0
Hourly Total	0	1	29	0	15	0	11	1	0
Hourly Average	0.00	0.25	7.25	0.00	3.75	0.00	2.75	0.25	0.00
1800 - 1815	0	0	5	0	0	0	3	0	0
1815 - 1830	0	0	12	0	0	0	2	0	0
1830 - 1845	0	0	8	0	1	0	0	0	0
1845 - 1900	0	0	5	0	1	0	0	0	0
Hourly Total	0	0	30	0	2	0	5	0	0
Hourly Average	0.00	0.00	7.50	0.00	0.50	0.00	1.25	0.00	0.00
1900 - 1915	0	0	3	0	0	1	1	0	0
1915 - 1930	0	0	5	0	0	0	0	0	0
1930 - 1945	0	0	2	0	0	0	0	0	0
1945 - 2000	0	0	2	0	0	0	1	0	0
Hourly Total	0	0	12	0	0	1	2	0	0
Hourly Average	0.00	0.00	3.00	0.00	0.00	0.25	0.50	0.00	0.00
2000 - 2015	0	0	1	0	0	0	0	0	0
2015 - 2030	0	0	0	0	0	0	0	0	0
2030 - 2045	0	0	0	0	0	0	0	0	0
2045 - 2100	0	0	1	1	0	0	0	0	0
Hourly Total	0	0	2	1	0	0	0	0	0
Hourly Average	0.00	0.00	0.50	0.25	0.00	0.00	0.00	0.00	0.00
2100 - 2115	0	0	3	0	0	0	0	0	0
2115 - 2130	0	0	1	0	0	0	0	0	0
2130 - 2145	0	0	1	0	0	0	0	0	0
2145 - 2200	0	0	0	0	0	0	0	0	0
Hourly Total	0	0	5	0	0	0	0	0	0
Hourly Average	0.00	0.00	1.25	0.00	0.00	0.00	0.00	0.00	0.00
2200 - 2215	0	0	1	0	0	0	0	0	0
2215 - 2230	0	0	0	0	0	2	0	0	0
2230 - 2245	0	0	0	0	0	0	0	0	0
2245 - 2300	0	0	0	0	0	0	0	0	0
Hourly Total	0	0	1	0	0	2	0	0	0
Hourly Average	0.00	0.00	0.25	0.00	0.00	0.50	0.00	0.00	0.00
2300 - 2315	0	0	0	0	1	0	0	0	0
2315 - 2330	0	0	1	0	0	0	0	0	0
2330 - 2345	0	0	0	0	0	0	0	0	0
2345 - 0000	0	0	0	0	0	0	0	0	0
Hourly Total	0	0	1	0	1	0	0	0	0
Hourly Average	0.00	0.00	0.25	0.00	0.25	0.00	0.00	0.00	0.00

Session Total	0	5	812	8	264	84	136	1
Session Average	0.00	0.05	8.46	0.08	2.75	0.88	1.42	0.01

Original Data	
TOTAL	PCU TOTAL
2	2.00
2	2.00
1	1.00
0	0.00
5	5.00
1.25	1.25
1	2.30
2	2.00
2	2.50
0	0.00
5	6.80
1.25	1.70
0	0.00
1	1.00
0	0.00
1	2.30
2	3.30
0.50	0.83
2	2.50
0	0.00
0	0.00
1	1.00
3	3.50
0.75	0.88
1	1.00
0	0.00
1	1.00
2	2.00
4	4.00
1.00	1.00
2	2.00
4	5.30
8	10.60
10	11.80
24	29.70
6.00	7.43
10	11.30
18	30.20
16	20.40
22	32.40
66	94.30
16.50	23.58
17	20.90
23	25.30
33	40.00
38	45.80
111	132.00
27.75	33.00
45	49.60
40	42.80
40	44.90
37	43.40
162	180.70
40.50	45.18
32	37.90
29	37.30

28	33.90
25	30.40
114	139.50
28.50	34.88
22	23.80
29	37.50
21	24.60
24	26.80
96	112.70
24.00	28.18
24	27.60
21	24.10
21	26.20
27	34.00
93	111.90
23.25	27.98
24	29.70
21	26.20
22	25.60
20	21.30
87	102.80
21.75	25.70
24	32.30
32	41.20
28	33.60
26	32.20
110	139.30
27.50	34.83
23	27.40
27	33.40
19	19.50
25	29.40
94	109.70
23.50	27.43
31	39.50
20	23.10
26	31.40
28	31.10
105	125.10
26.25	31.28
37	40.60
37	46.10
34	37.10
38	45.80
146	169.60
36.50	42.40
32	34.60
38	41.90
36	41.20
23	23.00
129	140.70
32.25	35.18
28	29.30
22	23.30
25	28.90
18	18.00
93	99.50
23.25	24.88
16	17.80
12	13.30
11	12.30
9	9.00
48	52.40
12.00	13.10
8	8.50
6	6.00
4	4.00
6	6.50
24	25.00
6.00	6.25
7	7.00
5	5.00
5	5.00
5	5.00
22	22.00
5.50	5.50
6	7.30
8	12.90
5	7.60
5	6.80
24	34.60
6.00	8.65
2	2.00

2	2.00
1	1.00
1	1.00
6	6.00
1.50	1.50

1573	1850.10
16.39	19.27

Original Data	
TOTAL	PCU TOTAL
0	0.00
0	0.00
0	0.00
0	0.00
0	0.00
0.00	0.00
0	0.00
0	0.00
1	2.30
0	0.00
1	2.30
0.25	0.58
0	0.00
0	0.00
0	0.00
0	0.00
0	0.00
0.00	0.00
1	1.50
0	0.00
0	0.00
0	0.00
1	1.50
0.25	0.38
0	0.00
0	0.00
1	1.00
1	1.00
2	2.00
0.50	0.50
1	1.00
4	4.00
2	2.00
5	8.90
12	15.90
3.00	3.98
13	16.10
8	8.00
23	24.80
32	35.30
76	84.20
19.00	21.05
21	23.60
34	34.00
38	44.70
47	48.80
140	151.10
35.00	37.78
50	52.80
40	44.40
33	40.80
39	41.80
162	179.80
40.50	44.95
41	46.40
33	39.80
35	42.40
29	35.30
138	163.90
34.50	40.98
17	18.30
35	47.20

18	18.00
22	24.30
92	107.80
23.00	26.95
27	34.00
18	21.90
16	18.60
32	32.00
93	106.50
23.25	26.63
24	30.50
20	23.10
30	31.50
19	20.80
93	105.90
23.25	26.48
31	36.90
24	28.60
35	41.90
17	24.00
107	131.40
26.75	32.85
17	20.10
23	29.70
19	21.30
21	26.90
80	98.00
20.00	24.50
26	36.00
18	22.40
15	18.60
16	23.00
75	100.00
18.75	25.00
27	28.00
22	25.10
46	48.60
21	27.50
116	129.20
29.00	32.30
21	27.90
13	16.90
17	20.90
6	6.00
57	71.70
14.25	17.93
8	11.90
14	16.60
9	9.00
6	6.00
37	43.50
9.25	10.88
5	6.80
5	5.00
2	2.00
3	4.30
15	18.10
3.75	4.53
1	1.00
0	0.00
0	0.00
2	2.00
3	3.00
0.75	0.75
3	3.00
1	1.00
1	1.00
0	0.00
5	5.00
1.25	1.25
1	1.00
2	3.00
0	0.00
0	0.00
3	4.00
0.75	1.00
1	1.00
1	1.00
0	0.00
0	0.00
2	2.00
0.50	0.50

1310	1526.80
13.65	15.90

Immingham, Lincolnshire
Classified Junction Count

Site 7 of 9
Gibbey Road
A180 (East)
Estate Road 2
A180 (West)
Estate Road No 1

Lat/Long
lat 53.578141° lon -0.109031°

Date
Wednesday 24 April 2019

Weather
Sunny Intervals
Temp: 15°C

0000 - 2400 (Wednesday 24H Session)

TIME	Movement 7.18: Right from A180 (West) to A180 (East)							
	P/CYCLE	M/CYCLE	CAR	TAXI	LGV	OGV1	OGV2	BUS/COACH
0000 - 0015	0	0	12	0	4	0	2	0
0015 - 0030	0	0	12	0	7	1	6	0
0030 - 0045	0	0	16	0	2	0	1	0
0045 - 0100	0	0	11	0	2	0	1	0
Hourly Total	0	0	51	0	15	1	10	0
Hourly Average	0.00	0.00	12.75	0.00	3.75	0.25	2.50	0.00
0100 - 0115	0	0	3	0	3	1	2	0
0115 - 0130	0	0	10	0	2	0	2	0
0130 - 0145	0	1	23	0	0	0	2	0
0145 - 0200	0	0	1	0	1	1	2	0
Hourly Total	0	1	37	0	6	2	8	0
Hourly Average	0.00	0.25	9.25	0.00	1.50	0.50	2.00	0.00
0200 - 0215	0	0	5	0	1	0	1	0
0215 - 0230	0	0	12	0	1	0	0	0
0230 - 0245	0	0	7	0	1	1	2	0
0245 - 0300	0	0	7	0	4	1	1	0
Hourly Total	0	0	31	0	7	2	4	0
Hourly Average	0.00	0.00	7.75	0.00	1.75	0.50	1.00	0.00
0300 - 0315	0	0	9	0	0	1	3	0
0315 - 0330	0	0	8	0	2	0	3	0
0330 - 0345	0	0	8	0	2	2	2	0
0345 - 0400	0	0	4	0	0	0	0	0
Hourly Total	0	0	29	0	4	3	8	0
Hourly Average	0.00	0.00	7.25	0.00	1.00	0.75	2.00	0.00
0400 - 0415	0	0	11	0	0	2	5	0
0415 - 0430	0	0	6	0	2	2	2	0
0430 - 0445	0	0	17	0	4	0	10	0
0445 - 0500	0	0	18	0	3	1	3	0
Hourly Total	0	0	52	0	9	5	20	0
Hourly Average	0.00	0.00	13.00	0.00	2.25	1.25	5.00	0.00
0500 - 0515	0	1	22	1	1	3	1	0
0515 - 0530	0	0	35	1	5	4	7	0
0530 - 0545	0	1	46	0	2	0	6	0
0545 - 0600	0	1	66	0	9	3	8	0
Hourly Total	0	3	169	2	17	10	22	0
Hourly Average	0.00	0.75	42.25	0.50	4.25	2.50	5.50	0.00
0600 - 0615	0	1	100	0	10	6	12	0
0615 - 0630	0	1	57	1	11	2	7	0
0630 - 0645	0	2	106	0	23	5	10	1
0645 - 0700	0	0	105	2	22	3	12	0
Hourly Total	0	4	368	3	66	16	41	1
Hourly Average	0.00	1.00	92.00	0.75	16.50	4.00	10.25	0.25
0700 - 0715	0	0	104	1	21	12	12	0
0715 - 0730	0	1	144	1	28	3	11	0
0730 - 0745	0	1	217	1	53	2	18	0
0745 - 0800	0	2	223	2	51	11	15	2
Hourly Total	0	4	688	5	153	28	56	2
Hourly Average	0.00	1.00	172.00	1.25	38.25	7.00	14.00	0.50
0800 - 0815	0	1	327	0	52	10	22	1
0815 - 0830	0	2	298	0	55	9	9	1
0830 - 0845	0	0	267	0	35	6	21	4
0845 - 0900	0	1	266	0	46	14	13	1
Hourly Total	0	4	1158	0	188	39	65	7
Hourly Average	0.00	1.00	289.50	0.00	47.00	9.75	16.25	1.75
0900 - 0915	0	0	221	0	35	9	12	1
0915 - 0930	0	0	193	1	22	0	11	0

0930 - 0945	0	1	212	0	37	9	12	1
0945 - 1000	0	0	147	0	37	3	8	1
Hourly Total	0	1	773	1	131	21	43	3
Hourly Average	0.00	0.25	193.25	0.25	32.75	5.25	10.75	0.75
1000 - 1015	0	0	202	0	34	6	12	1
1015 - 1030	0	0	151	0	33	2	8	1
1030 - 1045	0	0	163	0	24	13	13	2
1045 - 1100	0	2	162	0	31	12	8	1
Hourly Total	0	2	678	0	122	33	41	5
Hourly Average	0.00	0.50	169.50	0.00	30.50	8.25	10.25	1.25
1100 - 1115	0	0	204	0	36	5	17	1
1115 - 1130	0	4	156	0	31	6	8	0
1130 - 1145	0	0	193	0	32	6	19	1
1145 - 1200	0	0	191	3	13	7	3	1
Hourly Total	0	4	744	3	112	24	47	3
Hourly Average	0.00	1.00	186.00	0.75	28.00	6.00	11.75	0.75
1200 - 1215	0	2	214	0	29	6	11	3
1215 - 1230	0	0	182	2	35	2	26	0
1230 - 1245	0	0	163	1	40	1	6	1
1245 - 1300	0	0	161	0	24	8	10	0
Hourly Total	0	2	720	3	128	17	53	4
Hourly Average	0.00	0.50	180.00	0.75	32.00	4.25	13.25	1.00
1300 - 1315	0	0	144	0	26	10	17	1
1315 - 1330	0	0	193	2	37	12	9	0
1330 - 1345	0	0	191	0	52	7	18	1
1345 - 1400	0	0	175	1	44	0	0	1
Hourly Total	0	0	703	3	159	29	44	3
Hourly Average	0.00	0.00	175.75	0.75	39.75	7.25	11.00	0.75
1400 - 1415	0	0	182	0	40	1	10	0
1415 - 1430	0	2	241	0	24	4	8	1
1430 - 1445	1	2	200	0	35	11	7	0
1445 - 1500	0	0	161	0	33	4	13	0
Hourly Total	1	4	784	0	132	20	38	1
Hourly Average	0.25	1.00	196.00	0.00	33.00	5.00	9.50	0.25
1500 - 1515	0	0	171	1	40	5	6	1
1515 - 1530	0	2	182	0	38	3	11	0
1530 - 1545	0	0	161	0	32	3	12	0
1545 - 1600	0	0	251	2	51	1	13	0
Hourly Total	0	2	765	3	161	12	42	1
Hourly Average	0.00	0.50	191.25	0.75	40.25	3.00	10.50	0.25
1600 - 1615	0	9	282	0	47	3	2	1
1615 - 1630	0	5	300	0	52	4	3	0
1630 - 1645	0	1	299	1	47	0	6	0
1645 - 1700	0	1	408	2	49	4	2	1
Hourly Total	0	16	1289	3	195	11	13	2
Hourly Average	0.00	4.00	322.25	0.75	48.75	2.75	3.25	0.50
1700 - 1715	2	0	344	1	56	0	4	0
1715 - 1730	0	1	355	0	58	0	9	3
1730 - 1745	0	2	362	1	47	1	11	2
1745 - 1800	0	1	349	0	32	0	7	1
Hourly Total	2	4	1410	2	193	1	31	6
Hourly Average	0.50	1.00	352.50	0.50	48.25	0.25	7.75	1.50
1800 - 1815	0	0	306	1	28	3	5	0
1815 - 1830	0	2	272	0	21	2	6	2
1830 - 1845	0	0	234	0	15	2	3	0
1845 - 1900	0	3	212	0	16	1	3	1
Hourly Total	0	5	1024	1	80	8	17	3
Hourly Average	0.00	1.25	256.00	0.25	20.00	2.00	4.25	0.75
1900 - 1915	0	0	151	1	19	1	5	1
1915 - 1930	0	1	120	1	10	0	3	0
1930 - 1945	0	3	118	0	11	1	8	0
1945 - 2000	0	1	112	0	6	0	3	0
Hourly Total	0	5	501	2	46	2	19	1
Hourly Average	0.00	1.25	125.25	0.50	11.50	0.50	4.75	0.25
2000 - 2015	0	0	76	0	7	0	2	0
2015 - 2030	0	2	72	0	5	0	4	0
2030 - 2045	0	5	66	0	6	1	6	0
2045 - 2100	0	1	72	0	4	0	0	0
Hourly Total	0	8	286	0	22	1	12	0
Hourly Average	0.00	2.00	71.50	0.00	5.50	0.25	3.00	0.00
2100 - 2115	0	2	73	0	4	0	1	0
2115 - 2130	0	1	62	0	6	0	1	0
2130 - 2145	0	0	62	0	6	0	2	0
2145 - 2200	0	0	66	0	6	0	3	0
Hourly Total	0	3	263	0	22	0	7	0
Hourly Average	0.00	0.75	65.75	0.00	5.50	0.00	1.75	0.00
2200 - 2215	0	0	82	0	6	0	0	0
2215 - 2230	0	0	62	1	2	0	3	1
2230 - 2245	0	0	42	0	7	0	2	0
2245 - 2300	0	0	30	0	3	1	0	0
Hourly Total	0	0	216	1	18	1	5	1
Hourly Average	0.00	0.00	54.00	0.25	4.50	0.25	1.25	0.25
2300 - 2315	0	0	20	0	0	0	3	0

2315 - 2330	0	1	28	0	4	0	3	0
2330 - 2345	0	0	19	0	6	0	1	0
2345 - 0000	0	0	20	0	2	1	1	0
Hourly Total	0	1	87	0	12	1	8	0
Hourly Average	0.00	0.25	21.75	0.00	3.00	0.25	2.00	0.00

Session Total	3	73	12826	32	1998	287	654	43
Session Average	0.03	0.76	133.60	0.33	20.81	2.99	6.81	0.45

Date

Thursday 25 April 2019

Weather

Sunny Intervals

Temp: 12°C

0000 - 2400 (Thursday 24H Session)

TIME	Movement 7.18: Right from A180 (West) to A180 (East)							
	P/CYCLE	M/CYCLE	CAR	TAXI	LGV	OGV1	OGV2	BUS/COACH
0000 - 0015	0	0	22	0	3	0	2	0
0015 - 0030	0	0	21	0	2	0	2	0
0030 - 0045	0	0	18	0	2	0	3	0
0045 - 0100	0	0	26	0	1	0	2	0
Hourly Total	0	0	87	0	8	0	9	0
Hourly Average	0.00	0.00	21.75	0.00	2.00	0.00	2.25	0.00
0100 - 0115	0	0	9	0	2	1	1	0
0115 - 0130	0	0	10	0	0	1	0	0
0130 - 0145	0	0	8	0	0	2	3	0
0145 - 0200	0	1	16	0	3	0	3	0
Hourly Total	0	1	43	0	5	4	7	0
Hourly Average	0.00	0.25	10.75	0.00	1.25	1.00	1.75	0.00
0200 - 0215	0	0	8	0	1	0	4	0
0215 - 0230	0	0	9	0	0	3	0	0
0230 - 0245	0	1	7	0	1	0	0	0
0245 - 0300	0	0	12	0	3	0	2	0
Hourly Total	0	1	36	0	5	3	6	0
Hourly Average	0.00	0.25	9.00	0.00	1.25	0.75	1.50	0.00
0300 - 0315	0	0	8	0	0	0	0	0
0315 - 0330	0	0	9	0	3	0	2	0
0330 - 0345	0	0	29	1	4	0	3	0
0345 - 0400	0	0	14	0	2	1	1	0
Hourly Total	0	0	60	1	9	1	6	0
Hourly Average	0.00	0.00	15.00	0.25	2.25	0.25	1.50	0.00
0400 - 0415	0	0	17	0	2	3	5	0
0415 - 0430	0	0	12	0	3	1	3	0
0430 - 0445	0	0	13	0	7	1	3	0
0445 - 0500	0	0	13	0	3	0	3	0
Hourly Total	0	0	55	0	15	5	14	0
Hourly Average	0.00	0.00	13.75	0.00	3.75	1.25	3.50	0.00
0500 - 0515	0	0	17	0	5	3	6	0
0515 - 0530	0	0	29	0	2	4	5	0
0530 - 0545	0	3	54	0	6	3	10	0
0545 - 0600	0	0	86	0	5	5	7	0
Hourly Total	0	3	186	0	18	15	28	0
Hourly Average	0.00	0.75	46.50	0.00	4.50	3.75	7.00	0.00
0600 - 0615	0	1	89	1	8	1	13	0
0615 - 0630	0	0	74	1	18	4	5	1
0630 - 0645	0	1	101	0	16	4	15	0
0645 - 0700	0	1	92	0	18	19	26	0
Hourly Total	0	3	356	2	60	28	59	1
Hourly Average	0.00	0.75	89.00	0.50	15.00	7.00	14.75	0.25
0700 - 0715	0	0	103	1	35	6	7	0
0715 - 0730	0	1	131	1	34	4	17	0
0730 - 0745	0	1	177	1	47	6	11	1
0745 - 0800	0	1	292	0	52	11	19	2
Hourly Total	0	3	703	3	168	27	54	3
Hourly Average	0.00	0.75	175.75	0.75	42.00	6.75	13.50	0.75
0800 - 0815	0	0	268	3	49	10	20	1
0815 - 0830	0	2	257	0	71	10	6	2
0830 - 0845	0	1	299	4	48	10	9	2
0845 - 0900	0	0	301	0	63	16	12	0
Hourly Total	0	3	1125	7	231	46	47	5
Hourly Average	0.00	0.75	281.25	1.75	57.75	11.50	11.75	1.25
0900 - 0915	0	0	218	5	34	6	11	0
0915 - 0930	0	0	191	2	36	10	7	1
0930 - 0945	0	1	154	3	42	10	12	1
0945 - 1000	0	1	192	1	63	16	17	2
Hourly Total	0	2	755	11	175	42	47	4
Hourly Average	0.00	0.50	188.75	2.75	43.75	10.50	11.75	1.00
1000 - 1015	0	0	154	0	34	5	5	1
1015 - 1030	0	0	155	3	39	5	11	3

1030 - 1045	0	0	142	3	36	9	12	2
1045 - 1100	0	0	144	1	48	10	28	0
Hourly Total	0	0	595	7	157	29	56	6
Hourly Average	0.00	0.00	148.75	1.75	39.25	7.25	14.00	1.50
1100 - 1115	0	1	155	3	35	17	20	1
1115 - 1130	0	2	154	3	44	8	4	0
1130 - 1145	0	0	159	5	36	4	12	1
1145 - 1200	0	0	176	3	32	7	10	0
Hourly Total	0	3	644	14	147	36	46	2
Hourly Average	0.00	0.75	161.00	3.50	36.75	9.00	11.50	0.50
1200 - 1215	0	2	142	1	44	6	10	1
1215 - 1230	0	2	158	8	44	4	13	0
1230 - 1245	0	0	200	4	30	5	10	1
1245 - 1300	0	1	134	5	30	5	11	0
Hourly Total	0	5	634	18	148	20	44	2
Hourly Average	0.00	1.25	158.50	4.50	37.00	5.00	11.00	0.50
1300 - 1315	0	1	146	3	53	7	8	1
1315 - 1330	0	0	163	5	33	10	11	0
1330 - 1345	0	2	174	0	27	11	11	1
1345 - 1400	0	1	150	3	28	6	17	0
Hourly Total	0	4	633	11	141	34	47	2
Hourly Average	0.00	1.00	158.25	2.75	35.25	8.50	11.75	0.50
1400 - 1415	1	0	176	10	32	1	6	1
1415 - 1430	0	0	178	6	33	2	13	0
1430 - 1445	0	0	177	5	36	13	24	0
1445 - 1500	0	0	172	2	48	4	5	0
Hourly Total	1	0	703	23	149	20	48	1
Hourly Average	0.25	0.00	175.75	5.75	37.25	5.00	12.00	0.25
1500 - 1515	0	0	195	3	37	4	8	1
1515 - 1530	0	0	154	5	39	11	13	0
1530 - 1545	0	1	207	3	33	7	6	0
1545 - 1600	0	4	215	3	47	4	8	2
Hourly Total	0	5	771	14	156	26	35	3
Hourly Average	0.00	1.25	192.75	3.50	39.00	6.50	8.75	0.75
1600 - 1615	0	2	272	3	43	0	7	1
1615 - 1630	0	1	281	1	81	3	11	0
1630 - 1645	0	0	272	4	44	2	3	1
1645 - 1700	0	4	409	1	60	3	6	1
Hourly Total	0	7	1234	9	228	8	27	3
Hourly Average	0.00	1.75	308.50	2.25	57.00	2.00	6.75	0.75
1700 - 1715	0	0	331	2	47	4	4	0
1715 - 1730	0	2	383	2	42	3	2	2
1730 - 1745	0	2	326	2	42	1	15	2
1745 - 1800	0	0	328	2	41	4	5	0
Hourly Total	0	4	1368	8	172	12	26	4
Hourly Average	0.00	1.00	342.00	2.00	43.00	3.00	6.50	1.00
1800 - 1815	0	2	331	1	31	1	6	0
1815 - 1830	0	1	261	0	24	1	12	1
1830 - 1845	0	0	211	2	26	2	3	0
1845 - 1900	0	1	202	2	25	2	4	1
Hourly Total	0	4	1005	5	106	6	25	2
Hourly Average	0.00	1.00	251.25	1.25	26.50	1.50	6.25	0.50
1900 - 1915	0	2	144	2	14	0	4	0
1915 - 1930	0	0	161	0	12	0	3	0
1930 - 1945	0	0	126	1	13	0	2	0
1945 - 2000	0	1	123	0	13	0	5	0
Hourly Total	0	3	554	3	52	0	14	0
Hourly Average	0.00	0.75	138.50	0.75	13.00	0.00	3.50	0.00
2000 - 2015	0	0	82	0	8	0	1	0
2015 - 2030	0	0	81	0	5	1	5	0
2030 - 2045	0	0	80	1	10	0	1	1
2045 - 2100	0	0	82	0	11	2	4	0
Hourly Total	0	0	325	1	34	3	11	1
Hourly Average	0.00	0.00	81.25	0.25	8.50	0.75	2.75	0.25
2100 - 2115	0	0	85	1	6	0	2	0
2115 - 2130	0	1	56	1	4	1	1	0
2130 - 2145	0	1	53	0	2	0	3	0
2145 - 2200	0	0	55	1	6	0	2	0
Hourly Total	0	2	249	3	18	1	8	0
Hourly Average	0.00	0.50	62.25	0.75	4.50	0.25	2.00	0.00
2200 - 2215	0	0	68	3	1	0	1	0
2215 - 2230	0	0	40	1	4	0	3	1
2230 - 2245	0	0	35	0	3	0	1	0
2245 - 2300	0	0	34	0	5	1	2	0
Hourly Total	0	0	177	4	13	1	7	1
Hourly Average	0.00	0.00	44.25	1.00	3.25	0.25	1.75	0.25
2300 - 2315	0	1	32	2	4	1	2	0
2315 - 2330	0	0	51	2	2	0	1	0
2330 - 2345	0	0	33	2	6	1	0	0
2345 - 0000	0	0	13	1	4	1	1	1
Hourly Total	0	1	129	7	16	3	4	1
Hourly Average	0.00	0.25	32.25	1.75	4.00	0.75	1.00	0.25

Session Total	1	54	12427	151	2231	370	675	41
Session Average	0.01	0.56	129.45	1.57	23.24	3.85	7.03	0.43

Original Data	
TOTAL	PCU TOTAL
18	20.60
26	34.30
19	20.30
14	15.30
77	90.50
19.25	22.63
9	12.10
14	16.60
26	28.00
5	8.10
54	64.80
13.50	16.20
7	8.30
13	13.00
11	14.10
13	14.80
44	50.20
11.00	12.55
13	17.40
13	16.90
14	17.60
4	4.00
44	55.90
11.00	13.98
18	25.50
12	15.60
31	44.00
25	29.40
86	114.50
21.50	28.63
29	31.20
52	63.10
55	62.20
87	98.30
223	254.80
55.75	63.70
129	147.00
79	88.50
147	162.30
144	161.10
499	558.90
124.75	139.73
150	171.60
188	203.20
292	315.80
306	331.80
936	1022.40
234.00	255.60
413	447.00
374	390.00
333	367.30
341	365.30
1461	1569.60
365.25	392.40
278	299.10
227	241.30

272	292.50
196	208.90
973	1041.80
243.25	260.45
255	274.60
195	207.40
215	240.40
216	232.20
881	954.60
220.25	238.65
263	288.60
205	216.00
251	279.70
218	226.40
937	1010.70
234.25	252.68
265	284.10
247	281.80
212	221.30
203	220.00
927	1007.20
231.75	251.80
198	226.10
253	270.70
269	296.90
221	222.00
941	1015.70
235.25	253.93
233	246.50
280	292.20
256	268.60
211	229.90
980	1037.20
245.00	259.30
224	235.30
236	250.60
208	225.10
318	335.40
986	1046.40
246.50	261.60
344	343.70
364	366.90
354	361.20
467	472.00
1529	1543.80
382.25	385.95
407	410.60
426	440.10
426	441.60
390	399.50
1649	1691.80
412.25	422.95
343	351.00
305	314.60
254	258.90
236	239.60
1138	1164.10
284.50	291.03
178	186.00
135	138.30
141	150.10
122	125.30
576	599.70
144.00	149.93
85	87.60
83	87.00
84	89.30
77	76.40
329	340.30
82.25	85.08
80	80.10
70	70.70
70	72.60
75	78.90
295	302.30
73.75	75.58
88	88.00
69	73.90
51	53.60
34	34.50
242	250.00
60.50	62.50
23	26.90

36	39.30
26	27.30
24	25.80
109	119.30
27.25	29.83

15916	16906.50
165.79	176.11

Original Data	
TOTAL	PCU TOTAL
27	29.60
25	27.60
23	26.90
29	31.60
104	115.70
26.00	28.93
13	14.80
11	11.50
13	17.90
23	26.30
60	70.50
15.00	17.63
13	18.20
12	13.50
9	8.40
17	19.60
51	59.70
12.75	14.93
8	8.00
14	16.60
37	40.90
18	19.80
77	85.30
19.25	21.33
27	35.00
19	23.40
24	28.40
19	22.90
89	109.70
22.25	27.43
31	40.30
40	48.50
76	88.70
103	114.60
250	292.10
62.50	73.03
113	129.80
103	112.50
137	157.90
156	198.70
509	598.90
127.25	149.73
152	164.10
188	211.50
244	261.70
377	408.60
961	1045.90
240.25	261.48
351	383.00
348	361.60
373	391.10
392	415.60
1464	1551.30
366.00	387.83
274	291.30
247	262.10
223	244.00
292	323.50
1036	1120.90
259.00	280.23
199	209.00
216	235.80

204	226.10
231	272.40
850	943.30
212.50	235.83
232	266.90
215	223.00
217	235.60
228	244.50
892	970.00
223.00	242.50
206	221.80
229	246.70
250	266.50
186	202.20
871	937.20
217.75	234.30
219	233.30
222	241.30
226	245.60
205	229.50
872	949.70
218.00	237.43
227	235.50
232	249.90
255	292.70
231	239.50
945	1017.60
236.25	254.40
248	261.40
222	244.40
257	267.70
283	295.00
1010	1068.50
252.50	267.13
328	336.90
378	393.20
326	331.90
484	491.90
1516	1553.90
379.00	388.48
388	395.20
436	440.90
390	410.80
380	388.50
1594	1635.40
398.50	408.85
372	379.10
300	316.50
244	248.90
237	243.60
1153	1188.10
288.25	297.03
166	170.00
176	179.90
142	144.60
142	147.90
626	642.40
156.50	160.60
91	92.30
92	99.00
93	95.30
99	105.20
375	391.80
93.75	97.95
94	96.60
64	65.20
59	62.30
64	66.60
281	290.70
70.25	72.68
73	74.30
49	53.90
39	40.30
42	45.10
203	213.60
50.75	53.40
42	44.50
56	57.30
42	42.50
21	23.80
161	168.10
40.25	42.03

15950	17020.30
166.15	177.29

Immingham, Lincolnshire
Classified Junction Count

Site 7 of 9
Gibbey Road
A180 (East)
Estate Road 2
A180 (West)
Estate Road No 1

Lat/Long
lat 53.578141° lon -0.109031°

Date
Wednesday 24 April 2019

Weather
Sunny Intervals
Temp: 15°C

0000 - 2400 (Wednesday 24H Session)

Movement 7.19: Right from A180 (West) to Estate Road 2								
TIME	P/CYCLE	M/CYCLE	CAR	TAXI	LGV	OGV1	OGV2	BUS/COACH
0000 - 0015	0	0	2	0	1	0	0	0
0015 - 0030	0	0	1	0	1	0	0	0
0030 - 0045	0	0	2	0	0	0	0	0
0045 - 0100	0	0	1	0	0	0	0	0
Hourly Total	0	0	6	0	2	0	0	0
Hourly Average	0.00	0.00	1.50	0.00	0.50	0.00	0.00	0.00
0100 - 0115	0	0	0	0	0	0	0	0
0115 - 0130	0	0	2	0	0	0	2	0
0130 - 0145	0	0	1	0	0	0	0	0
0145 - 0200	0	0	0	0	0	0	0	0
Hourly Total	0	0	3	0	0	0	2	0
Hourly Average	0.00	0.00	0.75	0.00	0.00	0.00	0.50	0.00
0200 - 0215	0	0	1	0	0	1	0	0
0215 - 0230	0	0	2	0	0	0	0	0
0230 - 0245	0	0	1	0	0	0	0	0
0245 - 0300	0	0	1	0	1	0	1	0
Hourly Total	0	0	5	0	1	1	1	0
Hourly Average	0.00	0.00	1.25	0.00	0.25	0.25	0.25	0.00
0300 - 0315	0	0	1	0	0	0	1	0
0315 - 0330	0	0	1	0	0	0	0	0
0330 - 0345	0	0	1	0	0	0	2	0
0345 - 0400	0	0	1	0	0	0	2	0
Hourly Total	0	0	4	0	0	0	5	0
Hourly Average	0.00	0.00	1.00	0.00	0.00	0.00	1.25	0.00
0400 - 0415	0	0	1	0	0	0	2	0
0415 - 0430	0	0	1	0	0	0	1	0
0430 - 0445	0	0	2	0	0	0	0	0
0445 - 0500	0	0	3	0	0	0	1	0
Hourly Total	0	0	7	0	0	0	4	0
Hourly Average	0.00	0.00	1.75	0.00	0.00	0.00	1.00	0.00
0500 - 0515	0	0	3	0	1	0	0	0
0515 - 0530	0	0	5	0	1	0	1	0
0530 - 0545	0	0	8	0	1	0	1	0
0545 - 0600	0	0	12	0	0	2	1	0
Hourly Total	0	0	28	0	3	2	3	0
Hourly Average	0.00	0.00	7.00	0.00	0.75	0.50	0.75	0.00
0600 - 0615	0	0	12	0	1	1	3	0
0615 - 0630	0	0	11	0	2	0	3	0
0630 - 0645	0	0	15	0	3	4	2	0
0645 - 0700	0	0	18	0	4	3	2	0
Hourly Total	0	0	56	0	10	8	10	0
Hourly Average	0.00	0.00	14.00	0.00	2.50	2.00	2.50	0.00
0700 - 0715	0	0	16	0	5	0	6	0
0715 - 0730	0	0	24	0	6	2	2	0
0730 - 0745	0	0	32	0	8	0	4	0
0745 - 0800	0	0	41	0	7	2	2	0
Hourly Total	0	0	113	0	26	4	14	0
Hourly Average	0.00	0.00	28.25	0.00	6.50	1.00	3.50	0.00
0800 - 0815	0	0	45	0	5	1	1	0
0815 - 0830	0	0	44	0	9	2	5	0
0830 - 0845	0	0	43	0	9	1	1	0
0845 - 0900	0	0	37	0	6	0	4	1
Hourly Total	0	0	169	0	29	4	11	1
Hourly Average	0.00	0.00	42.25	0.00	7.25	1.00	2.75	0.25
0900 - 0915	0	0	30	0	7	1	3	5
0915 - 0930	0	0	25	0	7	5	2	1

0930 - 0945	0	0	24	0	7	1	2	0
0945 - 1000	0	0	22	0	6	1	2	0
Hourly Total	0	0	101	0	27	8	9	6
Hourly Average	0.00	0.00	25.25	0.00	6.75	2.00	2.25	1.50
1000 - 1015	0	0	24	0	6	3	7	0
1015 - 1030	0	0	22	0	7	1	3	0
1030 - 1045	0	0	21	0	5	6	2	0
1045 - 1100	0	0	24	0	6	3	4	0
Hourly Total	0	0	91	0	24	13	16	0
Hourly Average	0.00	0.00	22.75	0.00	6.00	3.25	4.00	0.00
1100 - 1115	0	0	24	0	6	0	4	0
1115 - 1130	0	0	21	0	6	2	3	0
1130 - 1145	0	0	22	0	5	2	4	0
1145 - 1200	0	0	26	0	5	1	3	0
Hourly Total	0	0	93	0	22	5	14	0
Hourly Average	0.00	0.00	23.25	0.00	5.50	1.25	3.50	0.00
1200 - 1215	0	0	22	0	6	0	3	0
1215 - 1230	0	0	21	0	6	2	2	0
1230 - 1245	0	0	23	0	6	2	9	0
1245 - 1300	0	0	25	0	5	3	1	0
Hourly Total	0	0	91	0	23	7	15	0
Hourly Average	0.00	0.00	22.75	0.00	5.75	1.75	3.75	0.00
1300 - 1315	0	0	21	0	4	3	4	0
1315 - 1330	0	0	23	0	7	1	3	1
1330 - 1345	0	0	23	0	7	3	8	0
1345 - 1400	0	0	24	0	6	2	4	0
Hourly Total	0	0	91	0	24	9	19	1
Hourly Average	0.00	0.00	22.75	0.00	6.00	2.25	4.75	0.25
1400 - 1415	0	0	22	0	6	2	5	1
1415 - 1430	0	0	23	0	5	3	3	0
1430 - 1445	0	0	23	0	5	6	1	0
1445 - 1500	0	0	25	0	6	1	5	0
Hourly Total	0	0	93	0	22	12	14	1
Hourly Average	0.00	0.00	23.25	0.00	5.50	3.00	3.50	0.25
1500 - 1515	0	0	26	0	7	2	2	0
1515 - 1530	0	0	21	0	5	4	5	0
1530 - 1545	0	0	23	0	6	5	2	0
1545 - 1600	0	0	30	0	7	4	3	0
Hourly Total	0	0	100	0	25	15	12	0
Hourly Average	0.00	0.00	25.00	0.00	6.25	3.75	3.00	0.00
1600 - 1615	0	0	40	0	9	2	1	1
1615 - 1630	0	0	38	0	7	1	3	2
1630 - 1645	0	0	40	0	7	0	1	0
1645 - 1700	0	0	41	0	7	4	1	4
Hourly Total	0	0	159	0	30	7	6	7
Hourly Average	0.00	0.00	39.75	0.00	7.50	1.75	1.50	1.75
1700 - 1715	0	0	39	0	6	0	0	1
1715 - 1730	0	0	46	0	6	0	3	0
1730 - 1745	0	0	41	0	6	2	1	1
1745 - 1800	0	0	30	0	4	0	1	0
Hourly Total	0	0	156	0	22	2	5	2
Hourly Average	0.00	0.00	39.00	0.00	5.50	0.50	1.25	0.50
1800 - 1815	0	0	36	0	4	0	1	0
1815 - 1830	0	0	28	0	3	0	0	0
1830 - 1845	0	0	29	0	3	0	1	1
1845 - 1900	0	0	25	0	2	0	0	0
Hourly Total	0	0	118	0	12	0	2	1
Hourly Average	0.00	0.00	29.50	0.00	3.00	0.00	0.50	0.25
1900 - 1915	0	0	19	0	2	0	0	1
1915 - 1930	0	0	15	0	1	2	1	0
1930 - 1945	0	0	13	0	2	0	4	0
1945 - 2000	0	0	12	0	2	0	1	0
Hourly Total	0	0	59	0	7	2	6	1
Hourly Average	0.00	0.00	14.75	0.00	1.75	0.50	1.50	0.25
2000 - 2015	0	0	9	0	1	0	0	0
2015 - 2030	0	0	9	0	0	0	0	0
2030 - 2045	0	0	6	0	1	0	4	0
2045 - 2100	0	0	7	0	0	0	0	0
Hourly Total	0	0	31	0	2	0	4	0
Hourly Average	0.00	0.00	7.75	0.00	0.50	0.00	1.00	0.00
2100 - 2115	0	0	9	0	1	0	1	0
2115 - 2130	0	0	7	0	1	0	1	0
2130 - 2145	0	0	7	0	1	0	0	0
2145 - 2200	0	0	6	0	1	0	0	0
Hourly Total	0	0	29	0	4	0	2	0
Hourly Average	0.00	0.00	7.25	0.00	1.00	0.00	0.50	0.00
2200 - 2215	0	0	8	0	0	0	0	0
2215 - 2230	0	0	5	0	0	0	0	0
2230 - 2245	0	0	4	0	0	0	0	0
2245 - 2300	0	0	4	0	1	0	0	0
Hourly Total	0	0	21	0	1	0	0	0
Hourly Average	0.00	0.00	5.25	0.00	0.25	0.00	0.00	0.00
2300 - 2315	0	0	2	0	0	0	0	0

2315 - 2330	0	0	3	0	1	0	0	0
2330 - 2345	0	0	2	0	0	0	2	0
2345 - 0000	0	0	2	0	0	0	0	0
Hourly Total	0	0	9	0	1	0	2	0
Hourly Average	0.00	0.00	2.25	0.00	0.25	0.00	0.50	0.00

Session Total	0	0	1633	0	317	99	176	20
Session Average	0.00	0.00	17.01	0.00	3.30	1.03	1.83	0.21

Date
Thursday 25 April 2019

Weather
Sunny Intervals
Temp: 12°C

0000 - 2400 (Thursday 24H Session)

TIME	Movement 7.19: Right from A180 (West) to Estate Road 2							
	P/CYCLE	M/CYCLE	CAR	TAXI	LGV	OGV1	OGV2	BUS/COACH
0000 - 0015	0	0	0	0	0	0	0	0
0015 - 0030	0	0	0	0	0	0	0	0
0030 - 0045	0	0	0	0	0	0	1	0
0045 - 0100	0	0	0	0	0	1	0	0
Hourly Total	0	0	0	0	0	1	1	0
Hourly Average	0.00	0.00	0.00	0.00	0.00	0.25	0.25	0.00
0100 - 0115	0	0	0	0	0	0	0	0
0115 - 0130	0	0	1	0	0	0	1	0
0130 - 0145	0	0	2	0	0	0	0	0
0145 - 0200	0	0	0	0	0	0	0	0
Hourly Total	0	0	3	0	0	0	1	0
Hourly Average	0.00	0.00	0.75	0.00	0.00	0.00	0.25	0.00
0200 - 0215	0	0	1	0	0	0	0	0
0215 - 0230	0	0	1	0	0	0	0	0
0230 - 0245	0	0	0	0	0	0	0	0
0245 - 0300	0	0	0	0	0	0	1	0
Hourly Total	0	0	2	0	0	0	1	0
Hourly Average	0.00	0.00	0.50	0.00	0.00	0.00	0.25	0.00
0300 - 0315	0	0	0	0	0	0	2	0
0315 - 0330	0	0	0	0	0	1	0	0
0330 - 0345	0	0	0	0	1	0	1	0
0345 - 0400	0	0	2	0	0	0	0	0
Hourly Total	0	0	2	0	1	1	3	0
Hourly Average	0.00	0.00	0.50	0.00	0.25	0.25	0.75	0.00
0400 - 0415	0	0	0	0	0	0	0	0
0415 - 0430	0	0	2	0	1	0	0	0
0430 - 0445	0	0	3	0	0	0	0	0
0445 - 0500	0	0	2	0	0	0	3	0
Hourly Total	0	0	7	0	1	0	3	0
Hourly Average	0.00	0.00	1.75	0.00	0.25	0.00	0.75	0.00
0500 - 0515	0	0	1	0	3	0	1	0
0515 - 0530	0	0	7	0	0	0	0	0
0530 - 0545	0	0	19	0	3	1	3	0
0545 - 0600	0	1	23	0	5	2	0	0
Hourly Total	0	1	50	0	11	3	4	0
Hourly Average	0.00	0.25	12.50	0.00	2.75	0.75	1.00	0.00
0600 - 0615	0	0	7	0	1	0	1	0
0615 - 0630	0	0	5	0	2	1	0	0
0630 - 0645	0	0	6	0	4	0	3	0
0645 - 0700	0	0	22	1	5	2	3	0
Hourly Total	0	0	40	1	12	3	7	0
Hourly Average	0.00	0.00	10.00	0.25	3.00	0.75	1.75	0.00
0700 - 0715	0	0	25	0	7	1	3	0
0715 - 0730	0	0	36	0	15	0	3	0
0730 - 0745	0	0	34	0	10	1	4	0
0745 - 0800	0	0	51	0	8	0	4	0
Hourly Total	0	0	146	0	40	2	14	0
Hourly Average	0.00	0.00	36.50	0.00	10.00	0.50	3.50	0.00
0800 - 0815	0	0	49	0	4	2	1	0
0815 - 0830	0	0	48	0	9	2	4	1
0830 - 0845	1	0	29	0	6	5	5	0
0845 - 0900	0	0	32	0	3	2	4	1
Hourly Total	1	0	158	0	22	11	14	2
Hourly Average	0.25	0.00	39.50	0.00	5.50	2.75	3.50	0.50
0900 - 0915	0	0	21	0	8	1	1	2
0915 - 0930	0	1	17	0	4	7	3	3
0930 - 0945	0	0	24	1	6	2	5	0
0945 - 1000	0	0	13	1	9	3	3	0
Hourly Total	0	1	75	2	27	13	12	5
Hourly Average	0.00	0.25	18.75	0.50	6.75	3.25	3.00	1.25
1000 - 1015	0	0	10	0	10	1	6	0
1015 - 1030	0	0	11	0	11	0	3	0

Session Total	2	3	917	4	355	102	166	21
Session Average	0.02	0.03	9.55	0.04	3.70	1.06	1.73	0.22

Original Data	
TOTAL	PCU TOTAL
3	3.00
2	2.00
2	2.00
1	1.00
8	8.00
2.00	2.00
0	0.00
4	6.60
1	1.00
0	0.00
5	7.60
1.25	1.90
2	2.50
2	2.00
1	1.00
3	4.30
8	9.80
2.00	2.45
2	3.30
1	1.00
3	5.60
3	5.60
9	15.50
2.25	3.88
3	5.60
2	3.30
2	2.00
4	5.30
11	16.20
2.75	4.05
4	4.00
7	8.30
10	11.30
15	17.30
36	40.90
9.00	10.23
17	21.40
16	19.90
24	28.60
27	31.10
84	101.00
21.00	25.25
27	34.80
34	37.60
44	49.20
52	55.60
157	177.20
39.25	44.30
52	53.80
60	67.50
54	55.80
48	54.20
214	231.30
53.50	57.83
46	55.40
40	46.10

34	37.10
31	34.10
151	172.70
37.75	43.18
40	50.60
33	37.40
34	39.60
37	43.70
144	171.30
36.00	42.83
34	39.20
32	36.90
33	39.20
35	39.40
134	154.70
33.50	38.68
31	34.90
31	34.60
40	52.70
34	36.80
136	159.00
34.00	39.75
32	38.70
35	40.40
41	52.90
36	42.20
144	174.20
36.00	43.55
36	44.50
34	39.40
35	39.30
37	44.00
142	167.20
35.50	41.80
37	40.60
35	43.50
36	41.10
44	49.90
152	175.10
38.00	43.78
53	56.30
51	57.40
48	49.30
57	64.30
209	227.30
52.25	56.83
46	47.00
55	58.90
51	54.30
35	36.30
187	196.50
46.75	49.13
41	42.30
31	31.00
34	36.30
27	27.00
133	136.60
33.25	34.15
22	23.00
19	21.30
19	24.20
15	16.30
75	84.80
18.75	21.20
10	10.00
9	9.00
11	16.20
7	7.00
37	42.20
9.25	10.55
11	12.30
9	10.30
8	8.00
7	7.00
35	37.60
8.75	9.40
8	8.00
5	5.00
4	4.00
5	5.00
22	22.00
5.50	5.50
2	2.00

4	4.00
4	6.60
2	2.00
12	14.60
3.00	3.65

2245	2543.30
23.39	26.49

Original Data	
TOTAL	PCU TOTAL
0	0.00
0	0.00
1	2.30
1	1.50
2	3.80
0.50	0.95
0	0.00
2	3.30
2	2.00
0	0.00
4	5.30
1.00	1.33
1	1.00
1	1.00
0	0.00
1	2.30
3	4.30
0.75	1.08
2	4.60
1	1.50
2	3.30
2	2.00
7	11.40
1.75	2.85
0	0.00
3	3.00
3	3.00
5	8.90
11	14.90
2.75	3.73
5	6.30
7	7.00
26	30.40
31	31.40
69	75.10
17.25	18.78
9	10.30
8	8.50
13	16.90
33	37.90
63	73.60
15.75	18.40
36	40.40
54	57.90
49	54.70
63	68.20
202	221.20
50.50	55.30
56	58.30
64	71.20
46	54.20
42	49.20
208	232.90
52.00	58.23
33	36.80
35	44.80
38	45.50
29	34.40
135	161.50
33.75	40.38
27	35.30
25	28.90

20	28.00
32	32.00
104	124.20
26.00	31.05
32	40.20
30	35.70
18	22.10
35	40.70
115	138.70
28.75	34.68
20	27.50
17	18.80
28	31.00
33	34.30
98	111.60
24.50	27.90
40	48.90
27	30.60
23	27.40
36	44.50
126	151.40
31.50	37.85
35	37.30
21	23.30
27	33.20
34	45.90
117	139.70
29.25	34.93
29	37.00
19	23.60
21	26.90
33	35.80
102	123.30
25.50	30.83
19	22.80
32	37.10
17	19.30
24	28.50
92	107.70
23.00	26.93
10	11.50
14	18.10
14	17.60
8	9.80
46	57.00
11.50	14.25
8	8.00
7	8.30
0	0.00
4	5.00
19	21.30
4.75	5.33
7	10.60
1	1.00
5	9.40
3	4.80
16	25.80
4.00	6.45
3	6.90
3	3.00
4	6.60
2	3.30
12	19.80
3.00	4.95
2	4.60
4	5.30
4	6.60
4	4.50
14	21.00
3.50	5.25
1	2.30
3	4.30
0	0.00
0	0.00
4	6.60
1.00	1.65
1	2.30
0	0.00
0	0.00
0	0.00
1	2.30
0.25	0.58

1570	1854.40
16.35	19.32

0	0.00
0.00	0.00

Immingham, Lincolnshire
Classified Junction Count

Site 7 of 9
Gilbey Road
A180 (East)
Estate Road 2
A180 (West)
Estate Road No 1

Lat/Long
lat 53.578141° lon -0.109031°

Date
Wednesday 24 April 2019

Weather
Sunny Intervals
Temp: 15°C

0000 - 2400 (Wednesday 24H Session)

TIME	Movement 7.21: Left from Estate Road No 1 to Gilbey Road							
	P/CYCLE	M/CYCLE	CAR	TAXI	LGV	OGV1	OGV2	BUS/COACH
0000 - 0015	0	0	0	0	0	0	0	0
0015 - 0030	0	0	0	0	0	0	0	0
0030 - 0045	0	0	0	0	0	0	0	0
0045 - 0100	1	0	0	0	0	0	0	0
Hourly Total	1	0	0	0	0	0	0	0
Hourly Average	0.25	0.00	0.00	0.00	0.00	0.00	0.00	0.00
0100 - 0115	0	0	0	0	0	0	0	0
0115 - 0130	0	0	0	0	0	0	0	0
0130 - 0145	0	0	0	0	0	0	0	0
0145 - 0200	0	0	0	0	0	0	0	0
Hourly Total	0	0	0	0	0	0	0	0
Hourly Average	0.00	0.00	0.00	0.00	0.00	0.00	0.00	0.00
0200 - 0215	0	0	0	0	0	0	0	0
0215 - 0230	1	0	0	0	0	0	0	0
0230 - 0245	0	0	0	0	0	0	0	0
0245 - 0300	0	0	0	0	0	0	0	0
Hourly Total	1	0	0	0	0	0	0	0
Hourly Average	0.25	0.00	0.00	0.00	0.00	0.00	0.00	0.00
0300 - 0315	0	0	0	0	0	0	0	0
0315 - 0330	0	0	0	0	0	0	0	0
0330 - 0345	0	0	0	0	0	0	0	0
0345 - 0400	0	0	0	0	0	0	0	0
Hourly Total	0	0	0	0	0	0	0	0
Hourly Average	0.00	0.00	0.00	0.00	0.00	0.00	0.00	0.00
0400 - 0415	0	0	0	0	0	0	0	0
0415 - 0430	0	0	0	0	0	0	0	0
0430 - 0445	0	0	0	0	0	0	0	0
0445 - 0500	0	0	0	0	0	0	0	0
Hourly Total	0	0	0	0	0	0	0	0
Hourly Average	0.00	0.00	0.00	0.00	0.00	0.00	0.00	0.00
0500 - 0515	1	0	0	0	1	0	0	0
0515 - 0530	0	0	0	0	0	0	0	0
0530 - 0545	0	0	0	0	0	0	0	0
0545 - 0600	0	0	0	0	0	0	0	0
Hourly Total	1	0	0	0	1	0	0	0
Hourly Average	0.25	0.00	0.00	0.00	0.25	0.00	0.00	0.00
0600 - 0615	4	0	0	0	0	1	0	0
0615 - 0630	0	0	0	0	0	0	0	0
0630 - 0645	1	0	0	0	0	0	0	0
0645 - 0700	1	0	0	0	0	0	0	0
Hourly Total	6	0	0	0	0	1	0	0
Hourly Average	1.50	0.00	0.00	0.00	0.00	0.25	0.00	0.00
0700 - 0715	1	0	0	0	0	0	0	0
0715 - 0730	0	0	0	0	0	0	0	0
0730 - 0745	0	0	0	1	0	0	0	0
0745 - 0800	0	0	0	1	1	0	0	0
Hourly Total	1	0	0	2	1	0	0	0
Hourly Average	0.25	0.00	0.00	0.50	0.25	0.00	0.00	0.00
0800 - 0815	0	0	2	0	1	0	0	0
0815 - 0830	0	0	2	0	1	1	0	0
0830 - 0845	0	0	0	0	2	0	0	0
0845 - 0900	0	0	0	0	0	0	0	0
Hourly Total	0	0	4	0	4	1	0	0
Hourly Average	0.00	0.00	1.00	0.00	1.00	0.25	0.00	0.00
0900 - 0915	0	0	1	0	2	0	0	0
0915 - 0930	0	0	2	0	4	0	0	0

2315 - 2330	0	0	0	0	0	0	0	0
2330 - 2345	0	0	0	0	0	0	0	0
2345 - 0000	0	0	0	0	0	0	0	0
Hourly Total	0	0	0	0	0	0	0	0
Hourly Average	0.00	0.00	0.00	0.00	0.00	0.00	0.00	0.00

Session Total	45	7	48	5	38	8	2	1
Session Average	0.47	0.07	0.50	0.05	0.40	0.08	0.02	0.01

Date
Thursday 25 April 2019

Weather
Sunny Intervals
Temp: 12°C

0000 - 2400 (Thursday 24H Session)

TIME	Movement 7.21: Left from Estate Road No 1 to Gilbey Road							
	P/CYCLE	M/CYCLE	CAR	TAXI	LGV	OGV1	OGV2	BUS/COACH
0000 - 0015	0	0	0	0	0	0	0	0
0015 - 0030	0	0	0	0	0	0	0	0
0030 - 0045	0	0	0	0	0	0	0	0
0045 - 0100	0	0	0	0	0	0	0	0
Hourly Total	0	0	0	0	0	0	0	0
Hourly Average	0.00	0.00	0.00	0.00	0.00	0.00	0.00	0.00
0100 - 0115	0	0	0	0	0	0	0	0
0115 - 0130	0	0	0	0	0	0	0	0
0130 - 0145	0	0	0	0	0	0	0	0
0145 - 0200	0	0	0	0	0	0	0	0
Hourly Total	0	0	0	0	0	0	0	0
Hourly Average	0.00	0.00	0.00	0.00	0.00	0.00	0.00	0.00
0200 - 0215	1	0	0	0	0	0	0	0
0215 - 0230	1	0	0	0	0	0	0	0
0230 - 0245	0	0	0	0	0	0	0	0
0245 - 0300	0	0	0	0	0	0	0	0
Hourly Total	2	0	0	0	0	0	0	0
Hourly Average	0.50	0.00	0.00	0.00	0.00	0.00	0.00	0.00
0300 - 0315	1	0	0	0	0	0	0	0
0315 - 0330	0	0	0	0	0	0	0	0
0330 - 0345	0	0	0	0	0	0	0	0
0345 - 0400	0	0	0	0	0	0	0	0
Hourly Total	1	0	0	0	0	0	0	0
Hourly Average	0.25	0.00	0.00	0.00	0.00	0.00	0.00	0.00
0400 - 0415	0	0	0	0	0	0	0	0
0415 - 0430	0	0	0	0	0	0	0	0
0430 - 0445	0	0	0	0	0	0	0	0
0445 - 0500	0	0	0	0	0	0	0	0
Hourly Total	0	0	0	0	0	0	0	0
Hourly Average	0.00	0.00	0.00	0.00	0.00	0.00	0.00	0.00
0500 - 0515	0	0	0	0	0	0	0	0
0515 - 0530	1	0	0	0	1	0	0	0
0530 - 0545	1	0	0	0	0	0	0	0
0545 - 0600	2	0	0	0	0	0	0	0
Hourly Total	4	0	0	0	1	0	0	0
Hourly Average	1.00	0.00	0.00	0.00	0.25	0.00	0.00	0.00
0600 - 0615	2	0	1	0	0	1	0	0
0615 - 0630	0	0	0	0	0	0	0	0
0630 - 0645	0	0	0	0	0	0	0	0
0645 - 0700	2	0	1	0	0	0	0	0
Hourly Total	4	0	2	0	0	1	0	0
Hourly Average	1.00	0.00	0.50	0.00	0.00	0.25	0.00	0.00
0700 - 0715	0	0	2	0	0	0	0	0
0715 - 0730	0	0	1	0	1	0	0	0
0730 - 0745	0	0	0	0	0	0	0	0
0745 - 0800	0	0	1	0	0	1	0	0
Hourly Total	0	0	4	0	1	1	0	0
Hourly Average	0.00	0.00	1.00	0.00	0.25	0.25	0.00	0.00
0800 - 0815	0	0	0	0	0	0	0	0
0815 - 0830	0	0	1	0	1	0	1	0
0830 - 0845	0	0	1	0	0	1	1	0
0845 - 0900	0	0	1	0	1	0	0	0
Hourly Total	0	0	3	0	2	1	2	0
Hourly Average	0.00	0.00	0.75	0.00	0.50	0.25	0.50	0.00
0900 - 0915	0	0	1	1	4	0	0	0
0915 - 0930	0	0	3	0	4	0	1	0
0930 - 0945	0	0	4	0	5	0	0	0
0945 - 1000	0	0	1	0	2	0	0	0
Hourly Total	0	0	9	1	15	0	1	0
Hourly Average	0.00	0.00	2.25	0.25	3.75	0.00	0.25	0.00
1000 - 1015	0	0	1	0	0	0	0	0
1015 - 1030	0	0	1	0	3	0	0	0

1030 - 1045	0	1	2	0	2	0	0	0
1045 - 1100	0	0	2	0	1	0	0	0
Hourly Total	0	1	6	0	6	0	0	0
Hourly Average	0.00	0.25	1.50	0.00	1.50	0.00	0.00	0.00
1100 - 1115	0	0	5	0	0	0	0	0
1115 - 1130	0	2	2	0	2	1	0	0
1130 - 1145	0	0	0	0	1	1	0	0
1145 - 1200	0	0	1	0	0	0	0	0
Hourly Total	0	2	8	0	3	2	0	0
Hourly Average	0.00	0.50	2.00	0.00	0.75	0.50	0.00	0.00
1200 - 1215	0	0	5	0	2	0	0	0
1215 - 1230	0	0	4	2	1	0	0	0
1230 - 1245	0	0	3	0	2	0	0	0
1245 - 1300	0	0	2	0	2	0	0	0
Hourly Total	0	0	14	2	7	0	0	0
Hourly Average	0.00	0.00	3.50	0.50	1.75	0.00	0.00	0.00
1300 - 1315	0	0	4	0	2	0	0	0
1315 - 1330	0	0	0	1	1	0	0	0
1330 - 1345	0	0	2	1	0	0	0	0
1345 - 1400	0	0	2	0	2	0	0	0
Hourly Total	0	0	8	2	5	0	0	0
Hourly Average	0.00	0.00	2.00	0.50	1.25	0.00	0.00	0.00
1400 - 1415	0	0	1	0	0	0	1	0
1415 - 1430	1	0	2	0	0	0	0	0
1430 - 1445	0	0	3	0	3	0	2	0
1445 - 1500	0	0	1	0	0	0	0	0
Hourly Total	1	0	7	0	3	0	3	0
Hourly Average	0.25	0.00	1.75	0.00	0.75	0.00	0.75	0.00
1500 - 1515	0	0	2	0	0	1	1	0
1515 - 1530	0	0	0	0	1	0	0	0
1530 - 1545	0	0	0	0	1	0	0	0
1545 - 1600	0	0	1	0	0	0	0	0
Hourly Total	0	0	3	0	2	1	1	0
Hourly Average	0.00	0.00	0.75	0.00	0.50	0.25	0.25	0.00
1600 - 1615	0	0	2	0	2	0	0	0
1615 - 1630	0	0	1	0	0	0	0	0
1630 - 1645	0	0	0	0	0	0	0	0
1645 - 1700	0	0	0	0	0	0	0	0
Hourly Total	0	0	3	0	2	0	0	0
Hourly Average	0.00	0.00	0.75	0.00	0.50	0.00	0.00	0.00
1700 - 1715	1	0	2	0	0	0	0	0
1715 - 1730	0	0	1	0	0	0	0	0
1730 - 1745	0	0	1	0	0	0	0	0
1745 - 1800	4	0	1	0	0	0	0	0
Hourly Total	5	0	5	0	0	0	0	0
Hourly Average	1.25	0.00	1.25	0.00	0.00	0.00	0.00	0.00
1800 - 1815	3	1	0	0	0	0	0	0
1815 - 1830	0	0	0	0	0	0	0	0
1830 - 1845	0	0	0	0	0	0	0	0
1845 - 1900	2	0	0	0	0	0	0	0
Hourly Total	5	1	0	0	0	0	0	0
Hourly Average	1.25	0.25	0.00	0.00	0.00	0.00	0.00	0.00
1900 - 1915	0	0	0	0	0	0	0	0
1915 - 1930	0	0	0	0	0	0	0	0
1930 - 1945	0	0	0	0	0	0	0	0
1945 - 2000	1	0	0	0	0	0	0	0
Hourly Total	1	0	0	0	0	0	0	0
Hourly Average	0.25	0.00	0.00	0.00	0.00	0.00	0.00	0.00
2000 - 2015	0	0	0	0	0	0	0	0
2015 - 2030	0	0	0	0	0	0	0	0
2030 - 2045	1	0	0	0	0	0	0	0
2045 - 2100	0	0	0	0	0	0	0	0
Hourly Total	1	0	0	0	0	0	0	0
Hourly Average	0.25	0.00	0.00	0.00	0.00	0.00	0.00	0.00
2100 - 2115	1	0	0	0	0	0	0	0
2115 - 2130	1	0	0	0	0	0	0	0
2130 - 2145	2	0	0	0	0	0	0	0
2145 - 2200	2	0	0	0	0	0	0	0
Hourly Total	6	0	0	0	0	0	0	0
Hourly Average	1.50	0.00	0.00	0.00	0.00	0.00	0.00	0.00
2200 - 2215	4	1	0	0	0	0	0	0
2215 - 2230	0	0	0	0	0	0	0	0
2230 - 2245	0	0	0	0	0	0	0	0
2245 - 2300	0	0	0	0	0	0	0	0
Hourly Total	4	1	0	0	0	0	0	0
Hourly Average	1.00	0.25	0.00	0.00	0.00	0.00	0.00	0.00
2300 - 2315	0	0	0	0	0	0	0	0
2315 - 2330	0	0	0	0	0	0	0	0
2330 - 2345	0	0	0	0	0	0	0	0
2345 - 0000	0	0	0	0	1	0	0	0
Hourly Total	0	0	0	0	1	0	0	0
Hourly Average	0.00	0.00	0.00	0.00	0.25	0.00	0.00	0.00

Session Total	34	5	72	5	48	6	7	0
Session Average	0.35	0.05	0.75	0.05	0.50	0.06	0.07	0.00

Original Data	
TOTAL	PCU TOTAL
0	0.00
0	0.00
0	0.00
1	0.20
1	0.20
0.25	0.05
0	0.00
0	0.00
0	0.00
0	0.00
0	0.00
0	0.00
0.00	0.00
0	0.00
1	0.20
0	0.00
0	0.00
1	0.20
0.25	0.05
0	0.00
0	0.00
0	0.00
0	0.00
0	0.00
0	0.00
0.00	0.00
0	0.00
0	0.00
0	0.00
0	0.00
0	0.00
0.00	0.00
0	0.00
0	0.00
0	0.00
0	0.00
0	0.00
0.00	0.00
2	1.20
0	0.00
0	0.00
0	0.00
2	1.20
0.50	0.30
5	2.30
0	0.00
1	0.20
1	0.20
7	2.70
1.75	0.68
1	0.20
0	0.00
1	1.00
2	2.00
4	3.20
1.00	0.80
3	3.00
4	4.50
2	2.00
0	0.00
9	9.50
2.25	2.38
3	3.00
6	6.00

5	5.50
5	5.00
19	19.50
4.75	4.88
7	6.20
2	3.30
3	3.00
3	3.00
15	15.50
3.75	3.88
3	3.50
2	2.00
4	4.50
1	1.00
10	11.00
2.50	2.75
7	7.00
4	4.00
4	5.30
2	2.00
17	18.30
4.25	4.58
0	0.00
0	0.00
3	3.00
3	3.20
6	6.20
1.50	1.55
2	1.20
9	6.20
2	1.20
5	5.50
18	14.10
4.50	3.53
2	1.20
5	3.80
3	3.00
1	1.00
11	9.00
2.75	2.25
0	0.00
0	0.00
2	2.00
1	1.00
3	3.00
0.75	0.75
2	0.40
1	0.20
0	0.00
1	0.20
4	0.80
1.00	0.20
7	2.20
2	0.40
0	0.00
1	0.20
10	2.80
2.50	0.70
1	0.20
0	0.00
1	0.20
1	0.20
3	0.60
0.75	0.15
1	1.00
0	0.00
0	0.00
0	0.00
1	1.00
0.25	0.25
0	0.00
0	0.00
3	0.60
4	0.80
7	1.40
1.75	0.35
5	1.00
1	0.20
0	0.00
0	0.00
6	1.20
1.50	0.30
0	0.00

0	0.00
0	0.00
0	0.00
0	0.00
0.00	0.00

154	121.40
1.60	1.26

Original Data	
TOTAL	PCU TOTAL
0	0.00
0	0.00
0	0.00
0	0.00
0	0.00
0.00	0.00
0	0.00
0	0.00
0	0.00
0	0.00
0	0.00
0.00	0.00
1	0.20
1	0.20
0	0.00
0	0.00
2	0.40
0.50	0.10
1	0.20
0	0.00
0	0.00
1	0.20
0.25	0.05
0	0.00
0	0.00
0	0.00
0	0.00
0	0.00
0.00	0.00
0	0.00
2	1.20
1	0.20
2	0.40
5	1.80
1.25	0.45
4	2.90
0	0.00
0	0.00
3	1.40
7	4.30
1.75	1.08
2	2.00
2	2.00
0	0.00
2	2.50
6	6.50
1.50	1.63
0	0.00
3	4.30
3	4.80
2	2.00
8	11.10
2.00	2.78
6	6.00
8	9.30
9	9.00
3	3.00
26	27.30
6.50	6.83
1	1.00
4	4.00

5	4.40
3	3.00
13	12.40
3.25	3.10
5	5.00
7	6.30
2	2.50
1	1.00
15	14.80
3.75	3.70
7	7.00
7	7.00
5	5.00
4	4.00
23	23.00
5.75	5.75
6	6.00
2	2.00
3	3.00
4	4.00
15	15.00
3.75	3.75
2	3.30
3	2.20
8	10.60
1	1.00
14	17.10
3.50	4.28
4	5.80
1	1.00
1	1.00
1	1.00
7	8.80
1.75	2.20
4	4.00
1	1.00
0	0.00
0	0.00
5	5.00
1.25	1.25
3	2.20
1	1.00
1	1.00
5	1.80
10	6.00
2.50	1.50
4	1.00
0	0.00
0	0.00
2	0.40
6	1.40
1.50	0.35
0	0.00
0	0.00
1	0.20
1	0.20
0.25	0.05
0	0.00
0	0.00
1	0.20
0	0.00
1	0.20
0.25	0.05
1	0.20
1	0.20
2	0.40
2	0.40
6	1.20
1.50	0.30
5	1.20
0	0.00
0	0.00
0	0.00
5	1.20
1.25	0.30
0	0.00
0	0.00
0	0.00
1	1.00
1	1.00
0.25	0.25

177	158.90
1.84	1.66

Immingham, Lincolnshire
Classified Junction Count

Site 7 of 9
Gibbey Road
A180 (East)
Estate Road 2
A180 (West)
Estate Road No 1

Lat/Long
lat 53.578141° lon -0.109031°

Date
Wednesday 24 April 2019

Weather
Sunny Intervals
Temp: 15°C

0000 - 2400 (Wednesday 24H Session)

TIME	Movement 7.22: Southbound from Estate Road No 1 to A180 (East)							
	P/CYCLE	M/CYCLE	CAR	TAXI	LGV	OGV1	OGV2	BUS/COACH
0000 - 0015	0	0	2	0	0	0	0	0
0015 - 0030	0	0	1	0	0	0	0	0
0030 - 0045	0	0	1	0	0	0	0	0
0045 - 0100	0	0	0	0	0	0	0	0
Hourly Total	0	0	4	0	0	0	0	0
Hourly Average	0.00	0.00	1.00	0.00	0.00	0.00	0.00	0.00
0100 - 0115	1	0	2	0	0	0	0	0
0115 - 0130	0	0	0	0	0	0	0	0
0130 - 0145	0	0	0	0	0	0	0	0
0145 - 0200	0	0	1	0	0	0	0	0
Hourly Total	1	0	3	0	0	0	0	0
Hourly Average	0.25	0.00	0.75	0.00	0.00	0.00	0.00	0.00
0200 - 0215	0	0	1	0	0	0	0	0
0215 - 0230	0	0	0	0	1	0	0	0
0230 - 0245	0	0	1	0	0	0	0	0
0245 - 0300	0	0	0	0	0	0	0	0
Hourly Total	0	0	2	0	1	0	0	0
Hourly Average	0.00	0.00	0.50	0.00	0.25	0.00	0.00	0.00
0300 - 0315	0	0	3	0	0	0	0	0
0315 - 0330	0	0	0	0	1	0	0	0
0330 - 0345	0	0	1	0	1	0	0	0
0345 - 0400	0	0	2	0	0	0	0	0
Hourly Total	0	0	6	0	2	0	0	0
Hourly Average	0.00	0.00	1.50	0.00	0.50	0.00	0.00	0.00
0400 - 0415	0	0	1	0	1	0	0	0
0415 - 0430	0	0	1	0	0	0	0	0
0430 - 0445	0	0	1	0	0	0	1	0
0445 - 0500	0	0	1	0	0	0	0	0
Hourly Total	0	0	4	0	1	0	1	0
Hourly Average	0.00	0.00	1.00	0.00	0.25	0.00	0.25	0.00
0500 - 0515	0	0	3	0	0	1	0	0
0515 - 0530	0	0	3	0	2	0	0	0
0530 - 0545	0	0	9	0	0	0	0	0
0545 - 0600	0	0	6	0	0	0	0	0
Hourly Total	0	0	21	0	2	1	0	0
Hourly Average	0.00	0.00	5.25	0.00	0.50	0.25	0.00	0.00
0600 - 0615	0	0	3	0	0	0	0	0
0615 - 0630	0	0	4	0	1	0	2	0
0630 - 0645	0	0	3	0	2	0	0	0
0645 - 0700	0	0	6	0	1	0	1	0
Hourly Total	0	0	16	0	4	0	3	0
Hourly Average	0.00	0.00	4.00	0.00	1.00	0.00	0.75	0.00
0700 - 0715	0	0	6	0	0	0	0	0
0715 - 0730	0	0	1	0	2	2	0	0
0730 - 0745	0	0	2	0	5	2	1	0
0745 - 0800	0	0	5	0	3	0	0	0
Hourly Total	0	0	14	0	10	4	1	0
Hourly Average	0.00	0.00	3.50	0.00	2.50	1.00	0.25	0.00
0800 - 0815	0	0	4	0	1	1	0	0
0815 - 0830	0	0	8	3	5	2	1	0
0830 - 0845	0	0	5	2	5	0	0	0
0845 - 0900	0	0	10	1	5	2	2	0
Hourly Total	0	0	27	6	16	5	3	0
Hourly Average	0.00	0.00	6.75	1.50	4.00	1.25	0.75	0.00
0900 - 0915	0	2	10	2	7	0	1	0
0915 - 0930	0	0	10	1	5	2	0	0

2315 - 2330	0	0	1	0	0	0	0	0
2330 - 2345	0	0	0	0	0	0	0	0
2345 - 0000	0	0	0	0	1	0	0	0
Hourly Total	0	0	1	0	1	0	0	0
Hourly Average	0.00	0.00	0.25	0.00	0.25	0.00	0.00	0.00

Session Total	4	32	980	33	307	33	21	2
Session Average	0.04	0.33	10.21	0.34	3.20	0.34	0.22	0.02

Date
Thursday 25 April 2019

Weather
Sunny Intervals
Temp: 12°C

0000 - 2400 (Thursday 24H Session)

TIME	Movement 7.22: Southbound from Estate Road No 1 to A180 (East)							
	P/CYCLE	M/CYCLE	CAR	TAXI	LGV	OGV1	OGV2	BUS/COACH
0000 - 0015	0	0	2	0	0	0	0	0
0015 - 0030	0	0	2	0	0	0	0	0
0030 - 0045	0	0	0	0	0	0	0	0
0045 - 0100	0	0	0	0	0	0	0	0
Hourly Total	0	0	4	0	0	0	0	0
Hourly Average	0.00	0.00	1.00	0.00	0.00	0.00	0.00	0.00
0100 - 0115	0	0	3	0	0	0	0	0
0115 - 0130	0	0	0	0	0	0	0	0
0130 - 0145	0	0	1	0	0	0	0	0
0145 - 0200	0	0	0	0	0	0	0	0
Hourly Total	0	0	4	0	0	0	0	0
Hourly Average	0.00	0.00	1.00	0.00	0.00	0.00	0.00	0.00
0200 - 0215	0	0	1	0	0	0	0	0
0215 - 0230	0	0	1	0	0	0	0	0
0230 - 0245	0	0	0	0	0	0	0	0
0245 - 0300	0	0	0	0	0	0	0	0
Hourly Total	0	0	2	0	0	0	0	0
Hourly Average	0.00	0.00	0.50	0.00	0.00	0.00	0.00	0.00
0300 - 0315	0	0	3	0	0	0	0	0
0315 - 0330	0	0	0	0	0	0	0	0
0330 - 0345	0	0	0	0	0	0	0	0
0345 - 0400	0	0	0	0	0	0	0	0
Hourly Total	0	0	3	0	0	0	0	0
Hourly Average	0.00	0.00	0.75	0.00	0.00	0.00	0.00	0.00
0400 - 0415	0	0	1	0	0	0	0	0
0415 - 0430	0	0	1	0	0	0	0	0
0430 - 0445	0	0	4	0	0	0	0	0
0445 - 0500	0	0	1	0	0	0	0	0
Hourly Total	0	0	7	0	0	0	0	0
Hourly Average	0.00	0.00	1.75	0.00	0.00	0.00	0.00	0.00
0500 - 0515	0	0	1	0	1	1	1	0
0515 - 0530	0	0	5	0	1	0	1	0
0530 - 0545	0	0	8	0	1	0	0	0
0545 - 0600	0	0	2	0	0	0	0	0
Hourly Total	0	0	16	0	3	1	2	0
Hourly Average	0.00	0.00	4.00	0.00	0.75	0.25	0.50	0.00
0600 - 0615	1	0	2	0	0	1	0	0
0615 - 0630	0	0	3	0	1	0	0	0
0630 - 0645	0	0	2	0	0	0	1	0
0645 - 0700	0	0	4	0	0	1	1	0
Hourly Total	1	0	11	0	1	2	2	0
Hourly Average	0.25	0.00	2.75	0.00	0.25	0.50	0.50	0.00
0700 - 0715	0	0	3	0	0	2	0	0
0715 - 0730	0	0	0	0	0	1	2	0
0730 - 0745	0	0	0	0	2	2	0	0
0745 - 0800	0	0	5	0	1	2	1	0
Hourly Total	0	0	8	0	3	7	3	0
Hourly Average	0.00	0.00	2.00	0.00	0.75	1.75	0.75	0.00
0800 - 0815	0	0	8	0	2	0	0	0
0815 - 0830	0	0	2	4	7	0	1	0
0830 - 0845	0	0	4	0	3	2	1	0
0845 - 0900	0	0	15	0	5	2	2	0
Hourly Total	0	0	29	4	17	4	4	0
Hourly Average	0.00	0.00	7.25	1.00	4.25	1.00	1.00	0.00
0900 - 0915	0	0	10	2	6	0	0	0
0915 - 0930	0	0	13	1	5	1	1	0
0930 - 0945	0	0	11	1	7	4	0	0
0945 - 1000	0	0	12	4	2	0	2	0
Hourly Total	0	0	46	8	20	5	3	0
Hourly Average	0.00	0.00	11.50	2.00	5.00	1.25	0.75	0.00
1000 - 1015	0	0	16	3	4	1	3	0
1015 - 1030	0	0	9	3	8	0	0	1

1030 - 1045	0	0	11	4	7	0	0	0
1045 - 1100	0	0	16	4	4	0	1	0
Hourly Total	0	0	52	14	23	1	4	1
Hourly Average	0.00	0.00	13.00	3.50	5.75	0.25	1.00	0.25
1100 - 1115	0	3	13	0	4	1	0	0
1115 - 1130	0	0	10	4	2	0	0	0
1130 - 1145	0	0	8	2	7	0	1	0
1145 - 1200	0	1	8	3	7	1	2	0
Hourly Total	0	4	39	9	20	2	3	0
Hourly Average	0.00	1.00	9.75	2.25	5.00	0.50	0.75	0.00
1200 - 1215	0	1	13	1	10	1	1	0
1215 - 1230	0	0	23	0	4	0	0	0
1230 - 1245	0	0	31	1	5	1	0	0
1245 - 1300	0	1	18	2	4	0	0	0
Hourly Total	0	2	85	4	23	2	1	0
Hourly Average	0.00	0.50	21.25	1.00	5.75	0.50	0.25	0.00
1300 - 1315	0	0	9	0	6	1	0	0
1315 - 1330	0	0	11	0	3	0	1	0
1330 - 1345	0	0	26	2	6	0	1	0
1345 - 1400	0	0	34	1	0	1	0	0
Hourly Total	0	0	80	3	15	2	2	0
Hourly Average	0.00	0.00	20.00	0.75	3.75	0.50	0.50	0.00
1400 - 1415	1	3	46	1	2	0	0	0
1415 - 1430	0	0	25	2	1	1	1	0
1430 - 1445	0	0	11	3	5	0	0	0
1445 - 1500	0	0	12	0	2	0	0	0
Hourly Total	1	3	94	6	10	1	1	0
Hourly Average	0.25	0.75	23.50	1.50	2.50	0.25	0.25	0.00
1500 - 1515	0	0	17	0	5	0	1	0
1515 - 1530	0	0	12	1	8	0	0	0
1530 - 1545	0	0	23	0	4	1	1	0
1545 - 1600	0	0	17	0	6	0	1	0
Hourly Total	0	0	69	1	23	1	3	0
Hourly Average	0.00	0.00	17.25	0.25	5.75	0.25	0.75	0.00
1600 - 1615	0	1	40	0	18	0	0	0
1615 - 1630	0	0	29	1	2	0	0	0
1630 - 1645	0	0	47	0	4	0	0	0
1645 - 1700	0	0	27	0	2	0	0	0
Hourly Total	0	1	143	1	26	0	0	0
Hourly Average	0.00	0.25	35.75	0.25	6.50	0.00	0.00	0.00
1700 - 1715	0	1	37	0	7	0	0	0
1715 - 1730	0	0	29	0	4	0	0	0
1730 - 1745	0	0	19	0	2	0	0	0
1745 - 1800	0	0	8	0	3	1	0	0
Hourly Total	0	1	93	0	16	1	0	0
Hourly Average	0.00	0.25	23.25	0.00	4.00	0.25	0.00	0.00
1800 - 1815	0	0	19	0	2	0	0	0
1815 - 1830	0	0	9	1	2	0	0	0
1830 - 1845	0	0	5	1	0	0	0	0
1845 - 1900	0	0	2	0	1	0	0	0
Hourly Total	0	0	35	2	5	0	0	0
Hourly Average	0.00	0.00	8.75	0.50	1.25	0.00	0.00	0.00
1900 - 1915	0	0	4	0	0	0	0	0
1915 - 1930	0	0	1	0	0	0	0	0
1930 - 1945	0	0	3	0	0	0	0	0
1945 - 2000	0	0	3	0	1	0	0	0
Hourly Total	0	0	11	0	1	0	0	0
Hourly Average	0.00	0.00	2.75	0.00	0.25	0.00	0.00	0.00
2000 - 2015	0	0	3	0	0	0	0	0
2015 - 2030	0	0	2	0	0	0	0	0
2030 - 2045	0	0	12	0	0	0	0	0
2045 - 2100	0	0	1	0	1	0	0	0
Hourly Total	0	0	18	0	1	0	0	0
Hourly Average	0.00	0.00	4.50	0.00	0.25	0.00	0.00	0.00
2100 - 2115	0	0	6	0	0	0	0	0
2115 - 2130	0	0	6	0	1	0	0	0
2130 - 2145	0	0	14	0	0	0	0	0
2145 - 2200	0	0	19	0	0	0	0	0
Hourly Total	0	0	45	0	1	0	0	0
Hourly Average	0.00	0.00	11.25	0.00	0.25	0.00	0.00	0.00
2200 - 2215	0	0	28	0	1	0	0	0
2215 - 2230	0	0	3	0	0	0	0	0
2230 - 2245	0	0	2	0	0	0	0	0
2245 - 2300	0	0	1	0	0	0	0	0
Hourly Total	0	0	34	0	1	0	0	0
Hourly Average	0.00	0.00	8.50	0.00	0.25	0.00	0.00	0.00
2300 - 2315	0	0	0	0	0	0	0	0
2315 - 2330	0	0	0	0	0	0	0	0
2330 - 2345	0	0	0	0	0	0	0	0
2345 - 0000	0	0	1	0	0	0	0	0
Hourly Total	0	0	1	0	0	0	0	0
Hourly Average	0.00	0.00	0.25	0.00	0.00	0.00	0.00	0.00

Session Total	2	11	929	52	209	29	28	1
Session Average	0.02	0.11	9.68	0.54	2.18	0.30	0.29	0.01

Original Data	
TOTAL	PCU TOTAL
2	2.00
1	1.00
1	1.00
0	0.00
4	4.00
1.00	1.00
3	2.20
0	0.00
0	0.00
1	1.00
4	3.20
1.00	0.80
1	1.00
1	1.00
1	1.00
0	0.00
3	3.00
0.75	0.75
3	3.00
1	1.00
2	2.00
2	2.00
8	8.00
2.00	2.00
2	2.00
1	1.00
2	3.30
1	1.00
6	7.30
1.50	1.83
4	4.50
5	5.00
9	9.00
6	6.00
24	24.50
6.00	6.13
3	3.00
7	9.60
5	5.00
8	9.30
23	26.90
5.75	6.73
6	6.00
5	6.00
10	12.30
8	8.00
29	32.30
7.25	8.08
6	6.50
19	21.30
12	12.00
20	23.60
57	63.40
14.25	15.85
22	22.10
18	19.00

13	14.30
16	17.30
69	72.70
17.25	18.18
22	22.50
22	22.00
26	26.00
21	22.30
91	92.80
22.75	23.20
22	23.50
15	16.30
21	22.00
26	27.80
84	89.60
21.00	22.40
20	19.40
39	41.30
22	20.80
27	26.90
108	108.40
27.00	27.10
33	33.50
30	30.50
41	38.50
38	38.40
142	140.90
35.50	35.23
67	65.00
35	33.00
30	28.80
33	33.00
165	159.80
41.25	39.95
33	34.30
21	22.80
36	36.50
38	37.40
128	131.00
32.00	32.75
69	69.40
57	58.30
45	44.40
46	46.10
217	218.20
54.25	54.55
50	47.90
21	21.00
21	21.00
17	17.00
109	106.90
27.25	26.73
21	21.00
9	9.00
8	8.00
2	2.00
40	40.00
10.00	10.00
2	2.00
1	1.00
4	4.00
5	5.50
12	12.50
3.00	3.13
8	8.00
5	5.00
3	3.00
1	1.00
17	17.00
4.25	4.25
2	2.00
5	5.00
7	7.00
14	14.50
28	28.50
7.00	7.13
33	33.00
4	4.00
4	4.50
1	1.00
42	42.50
10.50	10.63
0	0.00

1	1.00
0	0.00
1	1.00
2	2.00
0.50	0.50

1412	1435.40
14.71	14.95

Original Data	
TOTAL	PCU TOTAL
2	2.00
2	2.00
0	0.00
0	0.00
4	4.00
1.00	1.00
3	3.00
0	0.00
1	1.00
0	0.00
4	4.00
1.00	1.00
1	1.00
1	1.00
0	0.00
0	0.00
2	2.00
0.50	0.50
3	3.00
0	0.00
0	0.00
3	3.00
0.75	0.75
1	1.00
1	1.00
4	4.00
1	1.00
7	7.00
1.75	1.75
4	5.80
7	8.30
9	9.00
2	2.00
22	25.10
5.50	6.28
4	3.70
4	4.00
3	4.30
6	7.80
17	19.80
4.25	4.95
5	6.00
3	6.10
4	5.00
9	11.30
21	28.40
5.25	7.10
10	10.00
14	15.30
10	12.30
24	27.60
58	65.20
14.50	16.30
18	18.00
21	22.80
23	25.00
20	22.60
82	88.40
20.50	22.10
27	31.40
21	22.00

22	22.00
25	26.30
95	101.70
23.75	25.43
21	19.70
16	16.00
18	19.30
22	24.50
77	79.50
19.25	19.88
27	28.20
27	27.00
38	38.50
25	24.40
117	118.10
29.25	29.53
16	16.50
15	16.30
35	36.30
36	36.50
102	105.60
25.50	26.40
53	50.40
30	31.80
19	19.00
14	14.00
116	115.20
29.00	28.80
23	24.30
21	21.00
29	30.80
24	25.30
97	101.40
24.25	25.35
59	58.40
32	32.00
51	51.00
29	29.00
171	170.40
42.75	42.60
45	44.40
33	33.00
21	21.00
12	12.50
111	110.90
27.75	27.73
21	21.00
12	12.00
6	6.00
3	3.00
42	42.00
10.50	10.50
4	4.00
1	1.00
3	3.00
4	4.00
12	12.00
3.00	3.00
3	3.00
2	2.00
12	12.00
2	2.00
19	19.00
4.75	4.75
6	6.00
7	7.00
14	14.00
19	19.00
46	46.00
11.50	11.50
29	29.00
3	3.00
2	2.00
1	1.00
35	35.00
8.75	8.75
0	0.00
0	0.00
0	0.00
1	1.00
1	1.00
0.25	0.25

1261	1304.70
13.14	13.59

Immingham, Lincolnshire
Classified Junction Count

Site 7 of 9
Gibbey Road
A180 (East)
Estate Road 2
A180 (West)
Estate Road No 1

Lat/Long
lat 53.578141° lon -0.109031°

Date
Wednesday 24 April 2019

Weather
Sunny Intervals
Temp: 15°C

0000 - 2400 (Wednesday 24H Session)

Movement 7.23: Right from Estate Road No 1 to Estate Road 2								
TIME	P/CYCLE	M/CYCLE	CAR	TAXI	LGV	OGV1	OGV2	BUS/COACH
0000 - 0015	0	0	0	0	0	0	0	0
0015 - 0030	0	0	0	0	0	0	0	0
0030 - 0045	0	0	0	0	0	0	0	0
0045 - 0100	0	0	0	0	0	0	0	0
Hourly Total	0	0	0	0	0	0	0	0
Hourly Average	0.00	0.00	0.00	0.00	0.00	0.00	0.00	0.00
0100 - 0115	0	0	0	0	0	0	0	0
0115 - 0130	0	0	0	0	0	0	0	0
0130 - 0145	0	0	0	0	0	0	0	0
0145 - 0200	0	0	0	0	0	0	0	0
Hourly Total	0	0	0	0	0	0	0	0
Hourly Average	0.00	0.00	0.00	0.00	0.00	0.00	0.00	0.00
0200 - 0215	0	0	1	0	0	0	0	0
0215 - 0230	0	0	0	0	0	0	0	0
0230 - 0245	0	0	0	0	0	0	0	0
0245 - 0300	0	0	0	0	0	0	0	0
Hourly Total	0	0	1	0	0	0	0	0
Hourly Average	0.00	0.00	0.25	0.00	0.00	0.00	0.00	0.00
0300 - 0315	0	0	0	0	0	0	0	0
0315 - 0330	0	0	0	0	0	0	0	0
0330 - 0345	0	0	0	0	0	0	0	0
0345 - 0400	0	0	0	0	0	0	0	0
Hourly Total	0	0	0	0	0	0	0	0
Hourly Average	0.00	0.00	0.00	0.00	0.00	0.00	0.00	0.00
0400 - 0415	0	0	0	0	0	0	0	0
0415 - 0430	0	0	0	0	0	0	0	0
0430 - 0445	0	0	0	0	0	0	0	0
0445 - 0500	0	0	1	0	0	0	0	0
Hourly Total	0	0	1	0	0	0	0	0
Hourly Average	0.00	0.00	0.25	0.00	0.00	0.00	0.00	0.00
0500 - 0515	0	0	0	0	0	0	0	0
0515 - 0530	0	0	0	0	0	0	0	0
0530 - 0545	0	0	2	0	0	0	0	0
0545 - 0600	0	0	1	0	0	0	0	0
Hourly Total	0	0	3	0	0	0	0	0
Hourly Average	0.00	0.00	0.75	0.00	0.00	0.00	0.00	0.00
0600 - 0615	0	0	0	0	0	1	0	0
0615 - 0630	0	0	0	0	0	1	2	0
0630 - 0645	0	0	0	0	0	0	0	0
0645 - 0700	0	0	1	0	0	1	0	0
Hourly Total	0	0	1	0	0	3	2	0
Hourly Average	0.00	0.00	0.25	0.00	0.00	0.75	0.50	0.00
0700 - 0715	0	0	2	0	0	0	0	0
0715 - 0730	0	0	0	0	0	0	1	0
0730 - 0745	0	0	0	0	0	1	1	0
0745 - 0800	0	0	0	0	0	0	0	0
Hourly Total	0	0	2	0	0	1	2	0
Hourly Average	0.00	0.00	0.50	0.00	0.00	0.25	0.50	0.00
0800 - 0815	0	0	0	0	1	0	0	0
0815 - 0830	0	0	1	0	0	1	0	0
0830 - 0845	0	0	0	0	0	1	0	0
0845 - 0900	0	0	0	0	0	1	0	0
Hourly Total	0	0	1	0	1	3	0	0
Hourly Average	0.00	0.00	0.25	0.00	0.25	0.75	0.00	0.00
0900 - 0915	0	0	0	0	0	1	0	0
0915 - 0930	0	0	2	0	0	1	0	0

2315 - 2330	0	0	0	0	0	0	0	0
2330 - 2345	0	0	0	0	0	0	0	0
2345 - 0000	0	0	0	0	0	0	0	0
Hourly Total	0	0	0	0	0	0	0	0
Hourly Average	0.00	0.00	0.00	0.00	0.00	0.00	0.00	0.00

Session Total	0	0	37	0	8	36	14	0
Session Average	0.00	0.00	0.39	0.00	0.08	0.38	0.15	0.00

Date
Thursday 25 April 2019

Weather
Sunny Intervals
Temp: 12°C

0000 - 2400 (Thursday 24H Session)

TIME	Movement 7.23: Right from Estate Road No 1 to Estate Road 2							
	P/CYCLE	M/CYCLE	CAR	TAXI	LGV	OGV1	OGV2	BUS/COACH
0000 - 0015	0	0	1	0	0	0	0	0
0015 - 0030	0	0	0	0	0	0	0	0
0030 - 0045	0	0	0	0	0	0	0	0
0045 - 0100	0	0	0	0	0	0	0	0
Hourly Total	0	0	1	0	0	0	0	0
Hourly Average	0.00	0.00	0.25	0.00	0.00	0.00	0.00	0.00
0100 - 0115	0	0	0	0	0	0	0	0
0115 - 0130	0	0	1	0	0	0	0	0
0130 - 0145	0	0	0	0	0	0	0	0
0145 - 0200	0	0	0	0	0	0	0	0
Hourly Total	0	0	1	0	0	0	0	0
Hourly Average	0.00	0.00	0.25	0.00	0.00	0.00	0.00	0.00
0200 - 0215	0	0	0	0	0	0	0	0
0215 - 0230	0	0	0	0	0	0	0	0
0230 - 0245	0	0	0	0	0	0	0	0
0245 - 0300	0	0	0	0	0	0	0	0
Hourly Total	0	0	0	0	0	0	0	0
Hourly Average	0.00	0.00	0.00	0.00	0.00	0.00	0.00	0.00
0300 - 0315	0	0	0	0	0	0	0	0
0315 - 0330	0	0	0	0	0	0	0	0
0330 - 0345	0	0	0	0	0	0	0	0
0345 - 0400	0	0	0	0	0	0	0	0
Hourly Total	0	0	0	0	0	0	0	0
Hourly Average	0.00	0.00	0.00	0.00	0.00	0.00	0.00	0.00
0400 - 0415	0	0	0	0	0	0	0	0
0415 - 0430	0	0	0	0	0	0	0	0
0430 - 0445	0	0	0	0	0	0	0	0
0445 - 0500	0	0	0	0	0	0	0	0
Hourly Total	0	0	0	0	0	0	0	0
Hourly Average	0.00	0.00	0.00	0.00	0.00	0.00	0.00	0.00
0500 - 0515	0	0	0	0	0	0	0	0
0515 - 0530	0	0	1	0	0	0	0	0
0530 - 0545	0	0	1	0	0	0	0	0
0545 - 0600	0	0	1	0	0	0	0	0
Hourly Total	0	0	3	0	0	0	0	0
Hourly Average	0.00	0.00	0.75	0.00	0.00	0.00	0.00	0.00
0600 - 0615	0	0	0	0	1	1	0	0
0615 - 0630	0	0	0	0	0	0	0	0
0630 - 0645	0	0	0	0	0	0	0	0
0645 - 0700	0	0	0	0	0	0	1	0
Hourly Total	0	0	0	0	1	1	1	0
Hourly Average	0.00	0.00	0.00	0.00	0.25	0.25	0.25	0.00
0700 - 0715	0	0	0	0	2	0	0	0
0715 - 0730	0	0	1	0	0	0	0	0
0730 - 0745	0	0	0	0	1	1	1	0
0745 - 0800	0	0	2	0	3	0	0	0
Hourly Total	0	0	3	0	6	1	1	0
Hourly Average	0.00	0.00	0.75	0.00	1.50	0.25	0.25	0.00
0800 - 0815	0	0	1	0	1	0	0	0
0815 - 0830	0	0	2	1	2	1	0	0
0830 - 0845	0	0	1	0	0	0	0	0
0845 - 0900	0	0	2	0	2	0	1	0
Hourly Total	0	0	6	1	5	1	1	0
Hourly Average	0.00	0.00	1.50	0.25	1.25	0.25	0.25	0.00
0900 - 0915	0	0	1	0	4	0	0	0
0915 - 0930	0	0	4	0	4	2	1	0
0930 - 0945	0	0	2	0	2	1	0	0
0945 - 1000	0	0	2	0	3	0	0	0
Hourly Total	0	0	9	0	13	3	1	0
Hourly Average	0.00	0.00	2.25	0.00	3.25	0.75	0.25	0.00
1000 - 1015	0	3	0	0	3	1	1	0
1015 - 1030	0	0	2	0	2	3	1	0

Session Total	0	3	87	1	76	21	8	0
Session Average	0.00	0.03	0.91	0.01	0.79	0.22	0.08	0.00

Original Data	
TOTAL	PCU TOTAL
0	0.00
0	0.00
0	0.00
0	0.00
0	0.00
0.00	0.00
0	0.00
0	0.00
0	0.00
0	0.00
0	0.00
0.00	0.00
1	1.00
0	0.00
0	0.00
0	0.00
1	1.00
0.25	0.25
0	0.00
0	0.00
0	0.00
0	0.00
0	0.00
0.00	0.00
0	0.00
0	0.00
0	0.00
1	1.00
1	1.00
0.25	0.25
0	0.00
0	0.00
2	2.00
1	1.00
3	3.00
0.75	0.75
1	1.50
3	6.10
0	0.00
2	2.50
6	10.10
1.50	2.53
2	2.00
1	2.30
2	3.80
0	0.00
5	8.10
1.25	2.03
1	1.00
2	2.50
1	1.50
1	1.50
5	6.50
1.25	1.63
1	1.50
3	3.50

2	2.50
0	0.00
6	7.50
1.50	1.88
6	8.00
4	7.10
3	4.00
3	4.00
16	23.10
4.00	5.78
5	6.50
1	1.50
2	3.80
6	9.10
14	20.90
3.50	5.23
3	4.00
1	1.00
1	1.00
0	0.00
5	6.00
1.25	1.50
3	3.50
2	2.50
3	4.80
0	0.00
8	10.80
2.00	2.70
1	1.50
2	2.00
1	1.50
1	1.50
5	6.50
1.25	1.63
2	3.30
0	0.00
3	6.10
2	2.50
7	11.90
1.75	2.98
2	2.00
0	0.00
1	1.00
0	0.00
3	3.00
0.75	0.75
1	1.00
0	0.00
1	1.00
0	0.00
2	2.00
0.50	0.50
1	1.00
0	0.00
0	0.00
0	0.00
1	1.00
0.25	0.25
0	0.00
0	0.00
1	2.30
0	0.00
1	2.30
0.25	0.58
1	1.00
0	0.00
0	0.00
0	0.00
1	1.00
0.25	0.25
0	0.00
1	1.50
0	0.00
1	1.00
2	2.50
0.50	0.63
3	3.00
0	0.00
0	0.00
0	0.00
3	3.00
0.75	0.75
0	0.00

196	215.10
2.04	2.24

Immingham, Lincolnshire
Classified Junction Count

Site 7 of 9
Gibbey Road
A180 (East)
Estate Road 2
A180 (West)
Estate Road No 1

Lat/Long
lat 53.578141° lon -0.109031°

Date
Wednesday 24 April 2019

Weather
Sunny Intervals
Temp: 15°C

0000 - 2400 (Wednesday 24H Session)

TIME	Movement 7.24: Right from Estate Road No 1 to A180 (West)							
	P/CYCLE	M/CYCLE	CAR	TAXI	LGV	OGV1	OGV2	BUS/COACH
0000 - 0015	0	0	1	0	0	0	0	0
0015 - 0030	0	0	1	0	0	0	0	0
0030 - 0045	0	0	0	0	0	0	0	0
0045 - 0100	0	0	0	0	0	0	0	0
Hourly Total	0	0	2	0	0	0	0	0
Hourly Average	0.00	0.00	0.50	0.00	0.00	0.00	0.00	0.00
0100 - 0115	0	0	1	0	0	0	1	0
0115 - 0130	0	0	0	0	0	0	0	0
0130 - 0145	0	0	0	0	0	0	0	0
0145 - 0200	0	0	0	0	0	0	0	0
Hourly Total	0	0	1	0	0	0	1	0
Hourly Average	0.00	0.00	0.25	0.00	0.00	0.00	0.25	0.00
0200 - 0215	0	0	1	0	0	0	0	0
0215 - 0230	0	0	0	0	0	0	0	0
0230 - 0245	0	0	0	0	0	0	0	0
0245 - 0300	0	0	0	0	0	0	1	0
Hourly Total	0	0	1	0	0	0	1	0
Hourly Average	0.00	0.00	0.25	0.00	0.00	0.00	0.25	0.00
0300 - 0315	0	0	1	0	0	0	0	0
0315 - 0330	0	0	0	0	0	0	0	0
0330 - 0345	0	0	0	0	0	0	0	0
0345 - 0400	0	0	0	0	0	0	0	0
Hourly Total	0	0	1	0	0	0	0	0
Hourly Average	0.00	0.00	0.25	0.00	0.00	0.00	0.00	0.00
0400 - 0415	0	0	1	0	0	0	1	0
0415 - 0430	0	0	1	0	0	0	1	0
0430 - 0445	0	0	1	0	0	0	0	0
0445 - 0500	0	0	1	0	0	0	2	0
Hourly Total	0	0	4	0	0	0	4	0
Hourly Average	0.00	0.00	1.00	0.00	0.00	0.00	1.00	0.00
0500 - 0515	0	0	1	0	0	0	2	0
0515 - 0530	0	0	2	0	1	0	0	0
0530 - 0545	0	0	6	0	0	0	0	0
0545 - 0600	0	0	3	0	0	0	1	0
Hourly Total	0	0	12	0	1	0	3	0
Hourly Average	0.00	0.00	3.00	0.00	0.25	0.00	0.75	0.00
0600 - 0615	0	0	2	0	0	0	1	0
0615 - 0630	0	0	2	0	0	1	1	0
0630 - 0645	0	0	1	0	1	0	1	0
0645 - 0700	0	0	4	0	1	0	0	0
Hourly Total	0	0	9	0	2	1	3	0
Hourly Average	0.00	0.00	2.25	0.00	0.50	0.25	0.75	0.00
0700 - 0715	0	0	4	0	0	0	5	0
0715 - 0730	0	0	1	0	1	0	2	0
0730 - 0745	0	0	1	0	2	1	2	0
0745 - 0800	0	0	2	0	1	0	4	0
Hourly Total	0	0	8	0	4	1	13	0
Hourly Average	0.00	0.00	2.00	0.00	1.00	0.25	3.25	0.00
0800 - 0815	0	0	2	0	6	1	1	0
0815 - 0830	0	0	5	0	3	1	1	0
0830 - 0845	0	0	3	0	2	1	5	0
0845 - 0900	0	0	4	0	3	2	2	0
Hourly Total	0	0	14	0	14	5	9	0
Hourly Average	0.00	0.00	3.50	0.00	3.50	1.25	2.25	0.00
0900 - 0915	0	0	4	0	3	1	3	0
0915 - 0930	0	0	5	0	3	2	5	0

2315 - 2330	0	0	0	0	0	0	0	0
2330 - 2345	0	0	0	0	0	0	0	0
2345 - 0000	0	0	0	0	0	0	0	0
Hourly Total	0	0	0	0	0	0	0	0
Hourly Average	0.00	0.00	0.00	0.00	0.00	0.00	0.00	0.00

Session Total	0	0	486	0	155	34	124	0
Session Average	0.00	0.00	5.06	0.00	1.61	0.35	1.29	0.00

Date
Thursday 25 April 2019

Weather
Sunny Intervals
Temp: 12°C

0000 - 2400 (Thursday 24H Session)

TIME	Movement 7.24: Right from Estate Road No 1 to A180 (West)							
	P/CYCLE	M/CYCLE	CAR	TAXI	LGV	OGV1	OGV2	BUS/COACH
0000 - 0015	0	0	3	0	0	1	1	0
0015 - 0030	0	0	0	0	0	0	0	0
0030 - 0045	0	0	1	0	0	0	1	0
0045 - 0100	0	0	0	0	0	0	0	0
Hourly Total	0	0	4	0	0	1	2	0
Hourly Average	0.00	0.00	1.00	0.00	0.00	0.25	0.50	0.00
0100 - 0115	0	0	0	0	0	0	0	0
0115 - 0130	0	0	0	0	1	0	1	0
0130 - 0145	0	0	1	0	0	0	0	0
0145 - 0200	0	0	0	0	0	0	0	0
Hourly Total	0	0	1	0	1	0	1	0
Hourly Average	0.00	0.00	0.25	0.00	0.25	0.00	0.25	0.00
0200 - 0215	0	0	0	0	0	0	0	0
0215 - 0230	0	0	1	0	0	0	1	0
0230 - 0245	0	0	0	0	0	0	0	0
0245 - 0300	0	0	0	0	0	0	0	0
Hourly Total	0	0	1	0	0	0	1	0
Hourly Average	0.00	0.00	0.25	0.00	0.00	0.00	0.25	0.00
0300 - 0315	0	0	0	0	0	0	3	0
0315 - 0330	0	0	0	0	1	0	0	0
0330 - 0345	0	0	2	0	0	0	0	0
0345 - 0400	0	0	0	0	0	0	1	0
Hourly Total	0	0	2	0	1	0	4	0
Hourly Average	0.00	0.00	0.50	0.00	0.25	0.00	1.00	0.00
0400 - 0415	0	0	0	0	0	0	0	0
0415 - 0430	0	0	0	0	0	0	1	0
0430 - 0445	0	0	1	0	0	0	1	0
0445 - 0500	0	0	0	0	0	0	0	0
Hourly Total	0	0	1	0	0	0	2	0
Hourly Average	0.00	0.00	0.25	0.00	0.00	0.00	0.50	0.00
0500 - 0515	0	0	1	0	0	1	0	0
0515 - 0530	0	0	2	0	1	1	0	0
0530 - 0545	0	0	2	0	2	0	0	0
0545 - 0600	0	0	2	0	1	0	0	0
Hourly Total	0	0	7	0	4	2	0	0
Hourly Average	0.00	0.00	1.75	0.00	1.00	0.50	0.00	0.00
0600 - 0615	0	0	0	0	0	0	2	0
0615 - 0630	0	0	0	0	0	0	1	0
0630 - 0645	0	0	6	0	4	0	2	0
0645 - 0700	0	0	8	0	0	0	1	0
Hourly Total	0	0	14	0	4	0	6	0
Hourly Average	0.00	0.00	3.50	0.00	1.00	0.00	1.50	0.00
0700 - 0715	0	0	2	0	2	0	1	0
0715 - 0730	0	0	3	0	1	0	0	0
0730 - 0745	0	0	2	0	3	0	0	0
0745 - 0800	0	0	2	0	3	0	8	0
Hourly Total	0	0	9	0	9	0	9	0
Hourly Average	0.00	0.00	2.25	0.00	2.25	0.00	2.25	0.00
0800 - 0815	0	0	1	0	2	2	3	0
0815 - 0830	0	0	4	0	3	0	0	0
0830 - 0845	0	0	7	0	5	0	3	0
0845 - 0900	0	0	4	2	4	2	2	0
Hourly Total	0	0	16	2	14	4	8	0
Hourly Average	0.00	0.00	4.00	0.50	3.50	1.00	2.00	0.00
0900 - 0915	0	2	3	1	5	1	1	0
0915 - 0930	0	2	2	2	2	2	4	0
0930 - 0945	0	0	4	1	2	1	4	0
0945 - 1000	0	0	6	2	4	1	2	0
Hourly Total	0	4	15	6	13	5	11	0
Hourly Average	0.00	1.00	3.75	1.50	3.25	1.25	2.75	0.00
1000 - 1015	0	0	0	2	4	0	3	0
1015 - 1030	0	2	0	2	3	1	4	0

Session Total	0	20	413	18	190	35	124	0
Session Average	0.00	0.21	4.30	0.19	1.98	0.36	1.29	0.00

Original Data	
TOTAL	PCU TOTAL
1	1.00
1	1.00
0	0.00
0	0.00
2	2.00
0.50	0.50
2	3.30
0	0.00
0	0.00
0	0.00
2	3.30
0.50	0.83
1	1.00
0	0.00
0	0.00
1	2.30
2	3.30
0.50	0.83
1	1.00
0	0.00
0	0.00
0	0.00
1	1.00
0.25	0.25
2	3.30
2	3.30
1	1.00
3	5.60
8	13.20
2.00	3.30
3	5.60
3	3.00
6	6.00
4	5.30
16	19.90
4.00	4.98
3	4.30
4	5.80
3	4.30
5	5.00
15	19.40
3.75	4.85
9	15.50
4	6.60
6	9.10
7	12.20
26	43.40
6.50	10.85
10	11.80
10	11.80
11	18.00
11	14.60
42	56.20
10.50	14.05
11	15.40
15	22.50

7	8.80
8	9.80
41	56.50
10.25	14.13
15	19.40
12	16.40
15	19.40
14	17.30
56	72.50
14.00	18.13
13	16.90
7	9.60
13	16.90
12	13.30
45	56.70
11.25	14.18
10	12.60
21	22.80
16	22.50
13	15.60
60	73.50
15.00	18.38
20	23.90
17	18.80
20	23.90
24	32.30
81	98.90
20.25	24.73
35	40.20
21	27.20
17	22.70
19	22.10
92	112.20
23.00	28.05
19	22.90
12	16.40
21	23.30
21	24.10
73	86.70
18.25	21.68
35	37.60
27	27.00
23	24.30
25	28.10
110	117.00
27.50	29.25
23	24.30
12	13.80
12	14.60
9	10.30
56	63.00
14.00	15.75
12	14.60
3	3.00
3	3.00
2	3.30
20	23.90
5.00	5.98
1	1.00
0	0.00
1	1.00
2	2.00
4	4.00
1.00	1.00
4	4.00
3	4.30
2	2.00
0	0.00
9	10.30
2.25	2.58
1	1.00
2	2.00
4	4.50
7	7.00
14	14.50
3.50	3.63
19	19.50
2	2.00
1	1.00
2	3.30
24	25.80
6.00	6.45
0	0.00

0	0.00
0	0.00
0	0.00
0	0.00
0.00	0.00

799	977.20
8.32	10.18

Original Data	
TOTAL	PCU TOTAL
5	6.80
0	0.00
2	3.30
0	0.00
7	10.10
1.75	2.53
0	0.00
2	3.30
1	1.00
0	0.00
3	4.30
0.75	1.08
0	0.00
2	3.30
0	0.00
0	0.00
2	3.30
0.50	0.83
3	6.90
1	1.00
2	2.00
1	2.30
7	12.20
1.75	3.05
0	0.00
1	2.30
2	3.30
0	0.00
3	5.60
0.75	1.40
2	2.50
4	4.50
4	4.00
3	3.00
13	14.00
3.25	3.50
2	4.60
1	2.30
12	14.60
9	10.30
24	31.80
6.00	7.95
5	6.30
4	4.00
5	5.00
13	23.40
27	38.70
6.75	9.68
8	12.90
7	7.00
15	18.90
14	17.60
44	56.40
11.00	14.10
13	13.60
14	19.00
12	17.70
15	18.10
54	68.40
13.50	17.10
9	12.90
12	16.50

800	966.70
8.33	10.07

Session Total	0	0	0	0	0	1	0	0
Session Average	0.00	0.00	0.00	0.00	0.00	0.01	0.00	0.00

1	1.50
0.01	0.02

Immingham, Lincolnshire
Classified Junction Count

Site 8 of 9
Moody Lane
A180 Westgate
Pyewipe Road
Birchin Way
A180

Lat/Long
lat 53.575056° lon -0.096573°

Date
Wednesday 24 April 2019

Weather
Sunny Intervals
Temp: 15°C

0000 - 2400 (Wednesday 24H Session)

TIME	Movement 8.1: Left from Moody Lane to A180 Westgate							
	P/CYCLE	M/CYCLE	CAR	TAXI	LGV	OGV1	OGV2	BUS/COACH
0000 - 0015	0	0	3	0	0	0	1	0
0015 - 0030	0	0	0	0	1	0	1	0
0030 - 0045	0	0	1	0	1	0	0	0
0045 - 0100	0	0	0	0	0	0	0	0
Hourly Total	0	0	4	0	2	0	2	0
Hourly Average	0.00	0.00	1.00	0.00	0.50	0.00	0.50	0.00
0100 - 0115	0	0	0	0	0	0	0	0
0115 - 0130	0	0	1	0	0	0	0	0
0130 - 0145	0	0	10	0	0	0	0	0
0145 - 0200	0	0	5	0	1	0	0	0
Hourly Total	0	0	16	0	1	0	0	0
Hourly Average	0.00	0.00	4.00	0.00	0.25	0.00	0.00	0.00
0200 - 0215	0	0	0	0	0	0	1	0
0215 - 0230	0	0	1	0	0	0	0	0
0230 - 0245	0	0	1	0	0	0	0	0
0245 - 0300	0	0	0	0	0	0	0	0
Hourly Total	0	0	2	0	0	0	1	0
Hourly Average	0.00	0.00	0.50	0.00	0.00	0.00	0.25	0.00
0300 - 0315	0	0	2	0	1	0	0	0
0315 - 0330	0	0	0	0	0	0	0	0
0330 - 0345	0	0	3	0	0	0	0	0
0345 - 0400	0	0	0	0	0	1	0	0
Hourly Total	0	0	5	0	1	1	0	0
Hourly Average	0.00	0.00	1.25	0.00	0.25	0.25	0.00	0.00
0400 - 0415	0	0	0	0	0	0	0	0
0415 - 0430	0	0	1	0	1	0	0	0
0430 - 0445	0	0	1	0	0	1	0	0
0445 - 0500	0	0	0	0	0	1	0	0
Hourly Total	0	0	2	0	1	2	0	0
Hourly Average	0.00	0.00	0.50	0.00	0.25	0.50	0.00	0.00
0500 - 0515	0	0	2	0	0	0	0	0
0515 - 0530	0	0	2	0	0	0	3	0
0530 - 0545	0	0	2	0	0	0	0	0
0545 - 0600	0	1	1	0	2	1	1	0
Hourly Total	0	1	7	0	2	1	4	0
Hourly Average	0.00	0.25	1.75	0.00	0.50	0.25	1.00	0.00
0600 - 0615	0	0	3	0	1	2	0	0
0615 - 0630	0	0	5	0	1	0	0	0
0630 - 0645	0	0	6	0	3	0	2	0
0645 - 0700	0	0	10	0	2	1	2	0
Hourly Total	0	0	24	0	7	3	4	0
Hourly Average	0.00	0.00	6.00	0.00	1.75	0.75	1.00	0.00
0700 - 0715	0	0	21	0	4	1	0	1
0715 - 0730	0	0	6	0	1	0	3	0
0730 - 0745	0	0	4	0	2	2	0	0
0745 - 0800	0	0	5	0	1	0	0	0
Hourly Total	0	0	36	0	8	3	3	1
Hourly Average	0.00	0.00	9.00	0.00	2.00	0.75	0.75	0.25
0800 - 0815	0	0	6	0	4	0	4	0
0815 - 0830	0	0	9	0	10	3	3	0
0830 - 0845	0	0	7	0	8	0	1	0
0845 - 0900	0	0	15	0	3	3	2	0
Hourly Total	0	0	37	0	25	6	10	0
Hourly Average	0.00	0.00	9.25	0.00	6.25	1.50	2.50	0.00
0900 - 0915	0	0	13	1	7	6	3	0
0915 - 0930	0	0	6	0	3	1	4	0

0930 - 0945	0	0	10	0	6	1	1	0
0945 - 1000	0	0	18	0	6	3	1	0
Hourly Total	0	0	47	1	22	11	9	0
Hourly Average	0.00	0.00	11.75	0.25	5.50	2.75	2.25	0.00
1000 - 1015	0	0	16	0	13	2	1	0
1015 - 1030	1	1	17	0	9	0	1	0
1030 - 1045	0	0	22	1	8	1	1	0
1045 - 1100	0	0	17	0	3	1	2	1
Hourly Total	1	1	72	1	33	4	5	1
Hourly Average	0.25	0.25	18.00	0.25	8.25	1.00	1.25	0.25
1100 - 1115	0	0	17	2	6	2	1	0
1115 - 1130	0	0	14	0	8	0	1	0
1130 - 1145	0	0	19	1	8	1	0	0
1145 - 1200	0	0	16	0	4	5	0	0
Hourly Total	0	0	66	3	26	8	2	0
Hourly Average	0.00	0.00	16.50	0.75	6.50	2.00	0.50	0.00
1200 - 1215	0	0	22	0	2	1	2	0
1215 - 1230	0	0	24	0	9	0	2	0
1230 - 1245	0	0	12	0	7	2	2	0
1245 - 1300	0	0	25	0	8	3	1	0
Hourly Total	0	0	83	0	26	6	7	0
Hourly Average	0.00	0.00	20.75	0.00	6.50	1.50	1.75	0.00
1300 - 1315	0	0	20	0	5	0	0	0
1315 - 1330	0	0	15	0	8	3	1	0
1330 - 1345	0	0	13	0	6	3	1	0
1345 - 1400	0	0	23	0	5	1	0	0
Hourly Total	0	0	71	0	24	7	2	0
Hourly Average	0.00	0.00	17.75	0.00	6.00	1.75	0.50	0.00
1400 - 1415	0	0	25	0	6	1	3	0
1415 - 1430	0	0	21	0	6	1	1	0
1430 - 1445	0	3	21	0	6	2	1	0
1445 - 1500	1	1	22	0	10	0	1	2
Hourly Total	1	4	89	0	28	4	6	2
Hourly Average	0.25	1.00	22.25	0.00	7.00	1.00	1.50	0.50
1500 - 1515	1	1	26	0	1	1	0	0
1515 - 1530	0	0	27	0	7	1	1	0
1530 - 1545	0	0	20	0	3	1	1	0
1545 - 1600	0	0	14	0	9	2	1	0
Hourly Total	1	1	87	0	20	5	3	0
Hourly Average	0.25	0.25	21.75	0.00	5.00	1.25	0.75	0.00
1600 - 1615	0	1	24	0	3	0	0	0
1615 - 1630	0	2	46	0	10	1	1	0
1630 - 1645	1	5	61	0	6	0	0	0
1645 - 1700	1	0	37	0	3	1	0	0
Hourly Total	2	8	168	0	22	2	1	0
Hourly Average	0.50	2.00	42.00	0.00	5.50	0.50	0.25	0.00
1700 - 1715	1	1	55	1	2	0	0	0
1715 - 1730	1	1	26	0	3	2	0	0
1730 - 1745	1	0	48	0	2	1	0	0
1745 - 1800	1	0	23	0	2	0	0	0
Hourly Total	4	2	152	1	9	3	0	0
Hourly Average	1.00	0.50	38.00	0.25	2.25	0.75	0.00	0.00
1800 - 1815	3	1	19	0	0	1	0	0
1815 - 1830	1	1	18	0	4	0	0	0
1830 - 1845	2	0	21	0	1	0	1	0
1845 - 1900	0	0	20	0	3	0	0	0
Hourly Total	6	2	78	0	8	1	1	0
Hourly Average	1.50	0.50	19.50	0.00	2.00	0.25	0.25	0.00
1900 - 1915	1	0	31	0	3	0	2	0
1915 - 1930	1	0	5	0	2	1	0	0
1930 - 1945	0	0	3	0	0	0	1	0
1945 - 2000	0	0	21	0	0	0	0	0
Hourly Total	2	0	60	0	5	1	3	0
Hourly Average	0.50	0.00	15.00	0.00	1.25	0.25	0.75	0.00
2000 - 2015	0	0	6	0	1	0	0	0
2015 - 2030	0	0	0	0	0	0	0	0
2030 - 2045	0	0	0	0	0	0	1	0
2045 - 2100	0	0	2	0	0	0	0	0
Hourly Total	0	0	8	0	1	0	1	0
Hourly Average	0.00	0.00	2.00	0.00	0.25	0.00	0.25	0.00
2100 - 2115	0	0	4	0	0	0	0	0
2115 - 2130	0	0	4	0	0	0	0	0
2130 - 2145	0	0	7	0	0	0	0	0
2145 - 2200	0	0	8	0	0	0	1	0
Hourly Total	0	0	23	0	0	0	1	0
Hourly Average	0.00	0.00	5.75	0.00	0.00	0.00	0.25	0.00
2200 - 2215	0	0	5	0	0	0	0	0
2215 - 2230	0	1	2	0	0	0	0	0
2230 - 2245	0	0	1	0	0	0	0	0
2245 - 2300	0	0	2	0	0	0	0	0
Hourly Total	0	1	10	0	0	0	0	0
Hourly Average	0.00	0.25	2.50	0.00	0.00	0.00	0.00	0.00
2300 - 2315	0	0	2	0	0	0	0	0

2315 - 2330	0	0	1	0	0	0	0	0
2330 - 2345	0	0	0	0	0	0	0	0
2345 - 0000	0	0	0	0	0	1	0	0
Hourly Total	0	0	3	0	0	1	0	0
Hourly Average	0.00	0.00	0.75	0.00	0.00	0.25	0.00	0.00

Session Total	17	20	1150	6	271	69	65	4
Session Average	0.18	0.21	11.98	0.06	2.82	0.72	0.68	0.04

Date
Thursday 25 April 2019

Weather
Sunny Intervals
Temp: 12°C

0000 - 2400 (Thursday 24H Session)

TIME	Movement 8.1: Left from Moody Lane to A180 Westgate							
	P/CYCLE	M/CYCLE	CAR	TAXI	LGV	OGV1	OGV2	BUS/COACH
0000 - 0015	0	0	2	1	0	0	1	0
0015 - 0030	0	0	2	0	0	0	0	0
0030 - 0045	0	0	2	0	0	0	1	0
0045 - 0100	0	0	0	0	0	0	0	0
Hourly Total	0	0	6	1	0	0	2	0
Hourly Average	0.00	0.00	1.50	0.25	0.00	0.00	0.50	0.00
0100 - 0115	0	0	1	0	0	0	0	0
0115 - 0130	0	0	1	0	0	0	0	0
0130 - 0145	0	0	1	0	0	0	0	0
0145 - 0200	0	0	10	0	0	1	1	0
Hourly Total	0	0	13	0	0	1	1	0
Hourly Average	0.00	0.00	3.25	0.00	0.00	0.25	0.25	0.00
0200 - 0215	0	0	8	0	0	0	0	0
0215 - 0230	0	0	3	0	1	0	0	0
0230 - 0245	0	0	0	0	0	0	0	0
0245 - 0300	0	0	0	0	0	0	0	0
Hourly Total	0	0	11	0	1	0	0	0
Hourly Average	0.00	0.00	2.75	0.00	0.25	0.00	0.00	0.00
0300 - 0315	0	0	0	0	0	0	0	0
0315 - 0330	0	0	0	0	0	0	0	0
0330 - 0345	0	0	4	0	0	0	0	0
0345 - 0400	0	0	0	0	0	1	0	0
Hourly Total	0	0	4	0	0	1	0	0
Hourly Average	0.00	0.00	1.00	0.00	0.00	0.25	0.00	0.00
0400 - 0415	0	0	0	0	0	0	0	0
0415 - 0430	1	0	3	0	0	1	0	0
0430 - 0445	0	0	1	0	0	0	0	0
0445 - 0500	0	0	2	0	0	0	0	0
Hourly Total	1	0	6	0	0	1	0	0
Hourly Average	0.25	0.00	1.50	0.00	0.00	0.25	0.00	0.00
0500 - 0515	0	0	3	0	1	2	0	0
0515 - 0530	0	0	4	0	0	0	0	0
0530 - 0545	2	0	2	0	0	0	1	0
0545 - 0600	0	0	8	0	1	0	1	0
Hourly Total	2	0	17	0	2	2	2	0
Hourly Average	0.50	0.00	4.25	0.00	0.50	0.50	0.50	0.00
0600 - 0615	0	0	6	0	1	1	0	0
0615 - 0630	0	0	1	0	1	1	2	0
0630 - 0645	0	0	5	0	2	0	0	0
0645 - 0700	0	0	15	0	1	0	0	1
Hourly Total	0	0	27	0	5	2	2	1
Hourly Average	0.00	0.00	6.75	0.00	1.25	0.50	0.50	0.25
0700 - 0715	0	1	25	0	5	3	1	0
0715 - 0730	0	0	11	0	2	3	1	1
0730 - 0745	0	0	5	0	0	0	0	1
0745 - 0800	0	0	7	0	1	2	1	0
Hourly Total	0	1	48	0	8	8	3	2
Hourly Average	0.00	0.25	12.00	0.00	2.00	2.00	0.75	0.50
0800 - 0815	0	0	7	0	4	2	1	0
0815 - 0830	0	1	9	1	5	3	2	0
0830 - 0845	0	0	16	0	7	1	0	0
0845 - 0900	0	0	19	0	3	4	1	0
Hourly Total	0	1	51	1	19	10	4	0
Hourly Average	0.00	0.25	12.75	0.25	4.75	2.50	1.00	0.00
0900 - 0915	0	0	20	1	8	3	2	0
0915 - 0930	0	0	7	1	6	0	1	0
0930 - 0945	0	0	17	0	12	3	2	0
0945 - 1000	0	0	9	1	2	1	3	0
Hourly Total	0	0	53	3	28	7	8	0
Hourly Average	0.00	0.00	13.25	0.75	7.00	1.75	2.00	0.00
1000 - 1015	0	0	14	2	3	1	0	0
1015 - 1030	0	0	11	0	9	3	2	0

1030 - 1045	0	0	21	0	5	1	0	0
1045 - 1100	0	0	16	0	8	2	2	0
Hourly Total	0	0	62	2	25	7	4	0
Hourly Average	0.00	0.00	15.50	0.50	6.25	1.75	1.00	0.00
1100 - 1115	0	0	20	0	5	1	1	0
1115 - 1130	0	0	15	0	6	3	1	0
1130 - 1145	0	0	12	0	6	1	1	0
1145 - 1200	0	0	13	0	10	5	0	0
Hourly Total	0	0	60	0	27	10	3	0
Hourly Average	0.00	0.00	15.00	0.00	6.75	2.50	0.75	0.00
1200 - 1215	0	0	14	0	6	2	1	0
1215 - 1230	0	0	17	0	4	0	0	0
1230 - 1245	0	0	14	1	6	4	0	0
1245 - 1300	0	0	19	1	8	2	2	0
Hourly Total	0	0	64	2	24	8	3	0
Hourly Average	0.00	0.00	16.00	0.50	6.00	2.00	0.75	0.00
1300 - 1315	0	0	18	0	10	2	1	0
1315 - 1330	0	0	15	1	4	2	2	0
1330 - 1345	0	0	16	0	0	0	0	0
1345 - 1400	0	0	13	1	8	2	1	0
Hourly Total	0	0	62	2	22	6	4	0
Hourly Average	0.00	0.00	15.50	0.50	5.50	1.50	1.00	0.00
1400 - 1415	0	0	19	1	1	1	0	1
1415 - 1430	0	0	23	1	10	0	0	0
1430 - 1445	0	1	23	0	6	2	2	0
1445 - 1500	0	0	18	0	8	0	2	1
Hourly Total	0	1	83	2	25	3	4	2
Hourly Average	0.00	0.25	20.75	0.50	6.25	0.75	1.00	0.50
1500 - 1515	0	0	28	0	7	0	0	0
1515 - 1530	0	0	18	0	1	0	0	0
1530 - 1545	0	0	17	0	4	0	1	0
1545 - 1600	0	0	19	0	10	1	0	0
Hourly Total	0	0	82	0	22	1	1	0
Hourly Average	0.00	0.00	20.50	0.00	5.50	0.25	0.25	0.00
1600 - 1615	0	1	21	0	6	3	1	0
1615 - 1630	0	1	37	0	8	0	0	0
1630 - 1645	2	1	43	1	6	0	1	0
1645 - 1700	0	1	60	1	2	0	0	0
Hourly Total	2	4	161	2	22	3	2	0
Hourly Average	0.50	1.00	40.25	0.50	5.50	0.75	0.50	0.00
1700 - 1715	1	1	54	0	4	0	0	0
1715 - 1730	1	0	29	0	2	0	0	0
1730 - 1745	1	0	31	0	2	0	0	0
1745 - 1800	0	0	20	0	0	0	0	0
Hourly Total	3	1	134	0	8	0	0	0
Hourly Average	0.75	0.25	33.50	0.00	2.00	0.00	0.00	0.00
1800 - 1815	0	1	31	1	3	1	0	0
1815 - 1830	0	1	17	0	1	0	0	0
1830 - 1845	0	0	7	0	2	0	0	0
1845 - 1900	0	0	22	0	0	0	0	0
Hourly Total	0	2	77	1	6	1	0	0
Hourly Average	0.00	0.50	19.25	0.25	1.50	0.25	0.00	0.00
1900 - 1915	0	0	30	0	1	0	0	0
1915 - 1930	0	0	4	0	1	0	0	0
1930 - 1945	0	0	6	0	0	0	0	0
1945 - 2000	0	0	7	0	0	0	1	0
Hourly Total	0	0	47	0	2	0	1	0
Hourly Average	0.00	0.00	11.75	0.00	0.50	0.00	0.25	0.00
2000 - 2015	0	0	8	0	1	0	0	0
2015 - 2030	0	0	4	0	1	0	0	0
2030 - 2045	0	0	3	1	1	0	0	0
2045 - 2100	0	0	5	0	0	0	0	0
Hourly Total	0	0	20	1	3	0	0	0
Hourly Average	0.00	0.00	5.00	0.25	0.75	0.00	0.00	0.00
2100 - 2115	1	0	4	0	0	0	2	0
2115 - 2130	0	0	2	0	0	0	0	0
2130 - 2145	0	0	3	0	0	0	2	0
2145 - 2200	0	0	8	0	1	0	0	0
Hourly Total	1	0	17	0	1	0	4	0
Hourly Average	0.25	0.00	4.25	0.00	0.25	0.00	1.00	0.00
2200 - 2215	0	0	8	0	3	0	0	0
2215 - 2230	0	0	5	0	0	0	0	0
2230 - 2245	0	0	4	0	0	0	0	0
2245 - 2300	0	0	0	0	1	0	0	0
Hourly Total	0	0	17	0	4	0	0	0
Hourly Average	0.00	0.00	4.25	0.00	1.00	0.00	0.00	0.00
2300 - 2315	0	0	2	0	0	0	0	0
2315 - 2330	0	0	0	0	1	0	0	0
2330 - 2345	0	0	2	0	0	0	0	0
2345 - 0000	0	0	1	0	1	0	0	0
Hourly Total	0	0	5	0	2	0	0	0
Hourly Average	0.00	0.00	1.25	0.00	0.50	0.00	0.00	0.00

Session Total	9	10	1127	17	256	71	48	5
Session Average	0.09	0.10	11.74	0.18	2.67	0.74	0.50	0.05

Original Data	
TOTAL	PCU TOTAL
4	5.30
2	3.30
2	2.00
0	0.00
8	10.60
2.00	2.65
0	0.00
1	1.00
10	10.00
6	6.00
17	17.00
4.25	4.25
1	2.30
1	1.00
1	1.00
0	0.00
3	4.30
0.75	1.08
3	3.00
0	0.00
3	3.00
1	1.50
7	7.50
1.75	1.88
0	0.00
2	2.00
2	2.50
1	1.50
5	6.00
1.25	1.50
2	2.00
5	8.90
2	2.00
6	7.20
15	20.10
3.75	5.03
6	7.00
6	6.00
11	13.60
15	18.10
38	44.70
9.50	11.18
27	28.50
10	13.90
8	9.00
6	6.00
51	57.40
12.75	14.35
14	19.20
25	30.40
16	17.30
23	27.10
78	94.00
19.50	23.50
30	36.90
14	19.70

18	19.80
28	30.80
90	107.20
22.50	26.80
32	34.30
29	28.90
33	34.80
24	28.10
118	126.10
29.50	31.53
28	30.30
23	24.30
29	29.50
25	27.50
105	111.60
26.25	27.90
27	30.10
35	37.60
23	26.60
37	39.80
122	134.10
30.50	33.53
25	25.00
27	29.80
23	25.80
29	29.50
104	110.10
26.00	27.53
35	39.40
29	30.80
33	33.50
37	38.90
134	142.60
33.50	35.65
30	29.10
36	37.80
25	26.80
26	28.30
117	122.00
29.25	30.50
28	27.40
60	60.60
73	69.20
42	41.70
203	198.90
50.75	49.73
60	58.60
33	32.60
52	51.70
26	25.20
171	168.10
42.75	42.03
24	21.50
24	22.60
25	24.70
23	23.00
96	91.80
24.00	22.95
37	38.80
9	8.70
4	5.30
21	21.00
71	73.80
17.75	18.45
7	7.00
0	0.00
1	2.30
2	2.00
10	11.30
2.50	2.83
4	4.00
4	4.00
7	7.00
9	10.30
24	25.30
6.00	6.33
5	5.00
3	2.40
1	1.00
2	2.00
11	10.40
2.75	2.60
2	2.00

1	1.00
0	0.00
1	1.50
4	4.50
1.00	1.13

1602	1699.40
16.69	17.70

Original Data	
TOTAL	PCU TOTAL
4	5.30
2	2.00
3	4.30
0	0.00
9	11.60
2.25	2.90
1	1.00
1	1.00
1	1.00
12	13.80
15	16.80
3.75	4.20
8	8.00
4	4.00
0	0.00
0	0.00
12	12.00
3.00	3.00
0	0.00
0	0.00
4	4.00
1	1.50
5	5.50
1.25	1.38
0	0.00
5	4.70
1	1.00
2	2.00
8	7.70
2.00	1.93
6	7.00
4	4.00
5	4.70
10	11.30
25	27.00
6.25	6.75
8	8.50
5	8.10
7	7.00
17	18.00
37	41.60
9.25	10.40
35	37.20
18	21.80
6	7.00
11	13.30
70	79.30
17.50	19.83
14	16.30
21	24.50
24	24.50
27	30.30
86	95.60
21.50	23.90
34	38.10
15	16.30
34	38.10
16	20.40
99	112.90
24.75	28.23
20	20.50
25	29.10

27	27.50
28	31.60
100	108.70
25.00	27.18
27	28.80
25	27.80
20	21.80
28	30.50
100	108.90
25.00	27.23
23	25.30
21	21.00
25	27.00
32	35.60
101	108.90
25.25	27.23
31	33.30
24	27.60
16	16.00
25	27.30
96	104.20
24.00	26.05
23	24.50
34	34.00
34	37.00
29	32.60
120	128.10
30.00	32.03
35	35.00
19	19.00
22	23.30
30	30.50
106	107.80
26.50	26.95
32	34.20
46	45.40
54	53.10
64	63.40
196	196.10
49.00	49.03
60	58.60
32	31.20
34	33.20
20	20.00
146	143.00
36.50	35.75
37	36.90
19	18.40
9	9.00
22	22.00
87	86.30
21.75	21.58
31	31.00
5	5.00
6	6.00
8	9.30
50	51.30
12.50	12.83
9	9.00
5	5.00
5	5.00
5	5.00
24	24.00
6.00	6.00
7	8.80
2	2.00
5	7.60
9	9.00
23	27.40
5.75	6.85
11	11.00
5	5.00
4	4.00
1	1.00
21	21.00
5.25	5.25
2	2.00
1	1.00
2	2.00
2	2.00
7	7.00
1.75	1.75

1543	1632.70
16.07	17.01

Immingham, Lincolnshire
Classified Junction Count

Site 8 of 9
Moody Lane
A180 Westgate
Pyewipe Road
Birchin Way
A180

Lat/Long
lat 53.575056° lon -0.096573°

Date
Wednesday 24 April 2019

Weather
Sunny Intervals
Temp: 15°C

0000 - 2400 (Wednesday 24H Session)

TIME	Movement 8.2: Southbound from Moody Lane to Pyewipe Road							
	P/CYCLE	M/CYCLE	CAR	TAXI	LGV	OGV1	OGV2	BUS/COACH
0000 - 0015	0	0	2	0	0	0	0	0
0015 - 0030	0	0	1	0	0	0	0	0
0030 - 0045	0	0	3	0	0	0	0	0
0045 - 0100	0	0	1	0	0	0	0	0
Hourly Total	0	0	7	0	0	0	0	0
Hourly Average	0.00	0.00	1.75	0.00	0.00	0.00	0.00	0.00
0100 - 0115	0	0	3	0	1	0	0	0
0115 - 0130	0	0	1	0	1	0	0	0
0130 - 0145	1	0	14	0	1	0	0	0
0145 - 0200	0	0	0	0	0	0	0	0
Hourly Total	1	0	18	0	3	0	0	0
Hourly Average	0.25	0.00	4.50	0.00	0.75	0.00	0.00	0.00
0200 - 0215	0	0	2	0	0	0	0	0
0215 - 0230	0	0	1	0	1	0	0	0
0230 - 0245	0	0	2	0	0	0	0	0
0245 - 0300	0	0	2	0	0	0	0	0
Hourly Total	0	0	7	0	1	0	0	0
Hourly Average	0.00	0.00	1.75	0.00	0.25	0.00	0.00	0.00
0300 - 0315	0	0	0	0	0	0	0	0
0315 - 0330	0	0	2	0	0	0	0	0
0330 - 0345	0	0	0	0	1	0	0	0
0345 - 0400	0	0	2	0	0	0	0	0
Hourly Total	0	0	4	0	1	0	0	0
Hourly Average	0.00	0.00	1.00	0.00	0.25	0.00	0.00	0.00
0400 - 0415	0	0	0	0	0	0	0	0
0415 - 0430	0	0	2	0	0	0	0	0
0430 - 0445	0	0	0	0	0	0	0	0
0445 - 0500	0	0	1	0	0	0	0	0
Hourly Total	0	0	3	0	0	0	0	0
Hourly Average	0.00	0.00	0.75	0.00	0.00	0.00	0.00	0.00
0500 - 0515	0	0	4	0	0	0	0	0
0515 - 0530	1	0	4	1	1	0	0	0
0530 - 0545	0	0	12	0	0	1	0	0
0545 - 0600	1	0	11	0	0	0	0	0
Hourly Total	2	0	31	1	1	1	0	0
Hourly Average	0.50	0.00	7.75	0.25	0.25	0.25	0.00	0.00
0600 - 0615	0	0	3	0	0	1	1	0
0615 - 0630	0	0	8	0	4	0	0	0
0630 - 0645	1	0	11	0	3	0	1	0
0645 - 0700	0	0	10	0	5	0	1	0
Hourly Total	1	0	32	0	12	1	3	0
Hourly Average	0.25	0.00	8.00	0.00	3.00	0.25	0.75	0.00
0700 - 0715	0	0	16	0	3	1	0	0
0715 - 0730	0	0	9	1	4	1	0	1
0730 - 0745	0	0	8	0	5	1	0	1
0745 - 0800	0	0	10	1	2	2	1	0
Hourly Total	0	0	43	2	14	5	1	2
Hourly Average	0.00	0.00	10.75	0.50	3.50	1.25	0.25	0.50
0800 - 0815	0	0	8	0	5	2	1	0
0815 - 0830	0	0	9	0	4	0	0	0
0830 - 0845	0	0	11	1	5	0	2	0
0845 - 0900	0	0	8	0	5	1	0	0
Hourly Total	0	0	36	1	19	3	3	0
Hourly Average	0.00	0.00	9.00	0.25	4.75	0.75	0.75	0.00
0900 - 0915	0	0	15	0	4	1	0	0
0915 - 0930	0	0	26	0	7	0	0	0

0930 - 0945	0	0	24	0	4	0	1	0
0945 - 1000	0	1	14	1	5	0	0	0
Hourly Total	0	1	79	1	20	1	1	0
Hourly Average	0.00	0.25	19.75	0.25	5.00	0.25	0.25	0.00
1000 - 1015	0	0	12	1	2	1	1	0
1015 - 1030	0	2	11	1	5	0	0	0
1030 - 1045	0	0	12	0	3	2	0	0
1045 - 1100	0	0	14	1	6	2	0	0
Hourly Total	0	2	49	3	16	5	1	0
Hourly Average	0.00	0.50	12.25	0.75	4.00	1.25	0.25	0.00
1100 - 1115	0	0	13	0	5	1	0	0
1115 - 1130	0	0	14	0	4	2	0	0
1130 - 1145	0	0	21	0	7	0	0	0
1145 - 1200	0	0	17	0	4	0	0	0
Hourly Total	0	0	65	0	20	3	0	0
Hourly Average	0.00	0.00	16.25	0.00	5.00	0.75	0.00	0.00
1200 - 1215	0	0	27	0	4	2	0	0
1215 - 1230	0	0	19	0	4	0	0	0
1230 - 1245	0	2	14	0	8	0	0	0
1245 - 1300	0	0	19	0	2	0	0	0
Hourly Total	0	2	79	0	18	2	0	0
Hourly Average	0.00	0.50	19.75	0.00	4.50	0.50	0.00	0.00
1300 - 1315	0	1	14	0	3	1	0	0
1315 - 1330	0	0	13	1	8	1	0	0
1330 - 1345	0	0	21	0	4	1	0	0
1345 - 1400	0	1	15	0	11	0	0	0
Hourly Total	0	2	63	1	26	3	0	0
Hourly Average	0.00	0.50	15.75	0.25	6.50	0.75	0.00	0.00
1400 - 1415	0	2	18	0	0	0	1	0
1415 - 1430	0	0	26	0	7	0	0	0
1430 - 1445	0	1	12	1	8	0	0	1
1445 - 1500	0	0	14	0	5	2	0	0
Hourly Total	0	3	70	1	20	2	1	1
Hourly Average	0.00	0.75	17.50	0.25	5.00	0.50	0.25	0.25
1500 - 1515	0	0	25	1	3	0	1	0
1515 - 1530	0	0	15	0	7	0	0	0
1530 - 1545	0	3	21	0	7	0	0	0
1545 - 1600	0	0	22	0	4	0	0	0
Hourly Total	0	3	83	1	21	0	1	0
Hourly Average	0.00	0.75	20.75	0.25	5.25	0.00	0.25	0.00
1600 - 1615	0	1	17	0	2	0	0	0
1615 - 1630	2	0	16	0	0	0	0	0
1630 - 1645	0	0	16	1	4	0	0	0
1645 - 1700	0	0	13	0	4	0	0	0
Hourly Total	2	1	62	1	10	0	0	0
Hourly Average	0.50	0.25	15.50	0.25	2.50	0.00	0.00	0.00
1700 - 1715	0	1	12	0	4	0	0	0
1715 - 1730	0	0	17	0	4	0	0	0
1730 - 1745	0	0	15	0	1	0	0	0
1745 - 1800	0	0	28	0	5	0	0	0
Hourly Total	0	1	72	0	14	0	0	0
Hourly Average	0.00	0.25	18.00	0.00	3.50	0.00	0.00	0.00
1800 - 1815	0	0	19	0	1	0	1	0
1815 - 1830	0	0	10	0	2	0	2	0
1830 - 1845	0	0	15	1	2	0	0	0
1845 - 1900	1	0	16	0	2	0	0	0
Hourly Total	1	0	60	1	7	0	3	0
Hourly Average	0.25	0.00	15.00	0.25	1.75	0.00	0.75	0.00
1900 - 1915	0	0	13	0	2	0	0	0
1915 - 1930	0	1	7	0	1	0	0	0
1930 - 1945	0	0	7	0	1	0	0	0
1945 - 2000	0	0	15	0	0	0	1	0
Hourly Total	0	1	42	0	4	0	1	0
Hourly Average	0.00	0.25	10.50	0.00	1.00	0.00	0.25	0.00
2000 - 2015	0	1	10	1	2	0	0	0
2015 - 2030	0	0	7	0	1	0	1	0
2030 - 2045	0	0	9	0	0	0	0	0
2045 - 2100	1	0	3	0	1	0	0	0
Hourly Total	1	1	29	1	4	0	1	0
Hourly Average	0.25	0.25	7.25	0.25	1.00	0.00	0.25	0.00
2100 - 2115	0	0	2	0	0	0	0	0
2115 - 2130	0	0	5	0	0	0	0	0
2130 - 2145	0	0	2	0	0	0	0	0
2145 - 2200	1	0	2	0	1	0	0	0
Hourly Total	1	0	11	0	1	0	0	0
Hourly Average	0.25	0.00	2.75	0.00	0.25	0.00	0.00	0.00
2200 - 2215	2	0	2	0	0	0	0	0
2215 - 2230	1	0	14	0	2	0	0	0
2230 - 2245	0	0	4	0	1	0	0	0
2245 - 2300	0	0	2	0	0	0	0	0
Hourly Total	3	0	22	0	3	0	0	0
Hourly Average	0.75	0.00	5.50	0.00	0.75	0.00	0.00	0.00
2300 - 2315	0	0	4	0	0	0	0	0

2315 - 2330	0	0	4	0	1	0	0	0
2330 - 2345	0	0	6	0	0	0	0	0
2345 - 0000	0	0	3	0	1	0	0	0
Hourly Total	0	0	17	0	2	0	0	0
Hourly Average	0.00	0.00	4.25	0.00	0.50	0.00	0.00	0.00

Session Total	12	17	984	14	237	26	16	3
Session Average	0.13	0.18	10.25	0.15	2.47	0.27	0.17	0.03

Date
Thursday 25 April 2019

Weather
Sunny Intervals
Temp: 12°C

0000 - 2400 (Thursday 24H Session)

TIME	Movement 8.2: Southbound from Moody Lane to Pyewipe Road							
	P/CYCLE	M/CYCLE	CAR	TAXI	LGV	OGV1	OGV2	BUS/COACH
0000 - 0015	0	0	0	0	0	0	0	0
0015 - 0030	0	0	1	0	0	0	0	0
0030 - 0045	0	0	3	0	0	1	0	0
0045 - 0100	0	0	1	0	0	3	0	0
Hourly Total	0	0	5	0	0	4	0	0
Hourly Average	0.00	0.00	1.25	0.00	0.00	1.00	0.00	0.00
0100 - 0115	0	0	3	0	0	0	0	0
0115 - 0130	0	0	1	0	0	0	0	0
0130 - 0145	0	0	0	0	0	0	0	0
0145 - 0200	0	0	9	0	0	0	0	0
Hourly Total	0	0	13	0	0	0	0	0
Hourly Average	0.00	0.00	3.25	0.00	0.00	0.00	0.00	0.00
0200 - 0215	0	0	2	0	0	0	0	0
0215 - 0230	0	0	0	0	0	0	0	0
0230 - 0245	0	0	0	0	0	0	0	0
0245 - 0300	0	0	0	0	0	0	0	0
Hourly Total	0	0	2	0	0	0	0	0
Hourly Average	0.00	0.00	0.50	0.00	0.00	0.00	0.00	0.00
0300 - 0315	0	0	1	0	0	0	0	0
0315 - 0330	0	0	0	0	0	0	0	0
0330 - 0345	0	0	0	0	0	0	0	0
0345 - 0400	0	0	1	0	0	0	0	0
Hourly Total	0	0	2	0	0	0	0	0
Hourly Average	0.00	0.00	0.50	0.00	0.00	0.00	0.00	0.00
0400 - 0415	0	0	1	0	0	0	0	0
0415 - 0430	0	0	4	0	0	0	0	0
0430 - 0445	0	0	1	0	1	0	0	0
0445 - 0500	0	0	0	0	0	1	0	0
Hourly Total	0	0	6	0	1	1	0	0
Hourly Average	0.00	0.00	1.50	0.00	0.25	0.25	0.00	0.00
0500 - 0515	0	0	1	0	0	0	0	0
0515 - 0530	0	0	1	0	0	0	0	0
0530 - 0545	0	0	0	0	1	0	0	0
0545 - 0600	0	0	1	0	1	1	0	0
Hourly Total	0	0	3	0	2	1	0	0
Hourly Average	0.00	0.00	0.75	0.00	0.50	0.25	0.00	0.00
0600 - 0615	0	1	4	0	2	0	0	0
0615 - 0630	0	0	4	0	3	0	1	0
0630 - 0645	0	0	5	1	1	0	0	0
0645 - 0700	0	0	11	1	2	0	0	0
Hourly Total	0	1	24	2	8	0	1	0
Hourly Average	0.00	0.25	6.00	0.50	2.00	0.00	0.25	0.00
0700 - 0715	0	0	7	0	3	1	0	0
0715 - 0730	0	0	3	1	0	0	0	0
0730 - 0745	0	0	4	0	2	1	0	1
0745 - 0800	0	0	5	0	2	1	0	0
Hourly Total	0	0	19	1	7	3	0	1
Hourly Average	0.00	0.00	4.75	0.25	1.75	0.75	0.00	0.25
0800 - 0815	0	0	9	0	5	0	0	0
0815 - 0830	0	0	7	0	0	0	0	0
0830 - 0845	0	0	2	0	0	0	0	0
0845 - 0900	0	0	6	0	2	2	0	0
Hourly Total	0	0	24	0	7	2	0	0
Hourly Average	0.00	0.00	6.00	0.00	1.75	0.50	0.00	0.00
0900 - 0915	0	2	4	1	4	1	1	0
0915 - 0930	0	0	13	3	4	1	0	0
0930 - 0945	0	0	4	0	1	1	0	0
0945 - 1000	0	0	10	1	7	0	1	0
Hourly Total	0	2	31	5	16	3	2	0
Hourly Average	0.00	0.50	7.75	1.25	4.00	0.75	0.50	0.00
1000 - 1015	0	0	11	0	5	1	0	0
1015 - 1030	0	0	4	1	0	1	0	0

1030 - 1045	0	0	5	0	3	2	1	0
1045 - 1100	0	0	4	0	1	3	0	0
Hourly Total	0	0	24	1	9	7	1	0
Hourly Average	0.00	0.00	6.00	0.25	2.25	1.75	0.25	0.00
1100 - 1115	0	0	6	0	3	0	1	0
1115 - 1130	0	2	8	0	4	0	0	0
1130 - 1145	0	0	5	0	4	0	0	0
1145 - 1200	0	0	9	1	6	0	0	0
Hourly Total	0	2	28	1	17	0	1	0
Hourly Average	0.00	0.50	7.00	0.25	4.25	0.00	0.25	0.00
1200 - 1215	0	0	12	1	3	0	0	0
1215 - 1230	0	0	13	1	2	0	0	0
1230 - 1245	0	0	12	2	4	1	0	0
1245 - 1300	0	0	5	0	2	1	1	0
Hourly Total	0	0	42	4	11	2	1	0
Hourly Average	0.00	0.00	10.50	1.00	2.75	0.50	0.25	0.00
1300 - 1315	0	0	7	1	4	0	0	0
1315 - 1330	0	0	6	1	6	2	0	0
1330 - 1345	0	0	10	1	13	1	0	0
1345 - 1400	0	0	3	0	2	2	0	0
Hourly Total	0	0	26	3	25	5	0	0
Hourly Average	0.00	0.00	6.50	0.75	6.25	1.25	0.00	0.00
1400 - 1415	0	1	10	0	8	1	1	0
1415 - 1430	0	0	18	1	11	2	0	0
1430 - 1445	0	0	15	1	4	2	0	0
1445 - 1500	0	0	11	1	2	0	0	0
Hourly Total	0	1	54	3	25	5	1	0
Hourly Average	0.00	0.25	13.50	0.75	6.25	1.25	0.25	0.00
1500 - 1515	0	1	15	1	5	0	0	0
1515 - 1530	0	0	12	0	8	0	1	0
1530 - 1545	0	0	5	1	5	1	1	0
1545 - 1600	0	0	10	2	0	0	0	0
Hourly Total	0	1	42	4	18	1	2	0
Hourly Average	0.00	0.25	10.50	1.00	4.50	0.25	0.50	0.00
1600 - 1615	0	0	17	0	1	1	0	0
1615 - 1630	0	0	11	0	7	1	0	0
1630 - 1645	0	0	10	1	4	0	0	0
1645 - 1700	0	2	11	0	1	1	0	0
Hourly Total	0	2	49	1	13	3	0	0
Hourly Average	0.00	0.50	12.25	0.25	3.25	0.75	0.00	0.00
1700 - 1715	0	0	15	0	2	0	0	0
1715 - 1730	0	0	11	0	2	0	0	0
1730 - 1745	0	2	13	0	3	0	0	0
1745 - 1800	0	1	5	1	1	0	0	0
Hourly Total	0	3	44	1	8	0	0	0
Hourly Average	0.00	0.75	11.00	0.25	2.00	0.00	0.00	0.00
1800 - 1815	0	1	10	0	0	0	0	0
1815 - 1830	0	0	8	0	1	0	0	0
1830 - 1845	0	0	15	0	1	1	0	0
1845 - 1900	1	0	9	0	4	0	0	0
Hourly Total	1	1	42	0	6	1	0	0
Hourly Average	0.25	0.25	10.50	0.00	1.50	0.25	0.00	0.00
1900 - 1915	0	0	10	1	1	0	0	1
1915 - 1930	0	0	9	0	0	0	1	0
1930 - 1945	0	0	3	0	1	0	1	0
1945 - 2000	0	1	6	0	1	0	0	0
Hourly Total	0	1	28	1	3	0	2	1
Hourly Average	0.00	0.25	7.00	0.25	0.75	0.00	0.50	0.25
2000 - 2015	0	0	9	1	1	1	0	0
2015 - 2030	0	0	2	0	0	0	0	0
2030 - 2045	0	0	4	0	0	0	0	0
2045 - 2100	0	0	0	0	0	0	1	0
Hourly Total	0	0	15	1	1	1	1	0
Hourly Average	0.00	0.00	3.75	0.25	0.25	0.25	0.25	0.00
2100 - 2115	0	0	4	0	2	0	0	0
2115 - 2130	0	0	3	0	0	0	0	0
2130 - 2145	1	0	5	0	0	0	0	0
2145 - 2200	0	0	4	0	0	0	0	0
Hourly Total	1	0	16	0	2	0	0	0
Hourly Average	0.25	0.00	4.00	0.00	0.50	0.00	0.00	0.00
2200 - 2215	0	0	8	0	0	0	0	0
2215 - 2230	0	0	2	0	0	0	0	0
2230 - 2245	0	0	1	0	0	0	0	0
2245 - 2300	0	0	3	0	0	0	0	0
Hourly Total	0	0	14	0	0	0	0	0
Hourly Average	0.00	0.00	3.50	0.00	0.00	0.00	0.00	0.00
2300 - 2315	0	0	1	0	0	0	0	0
2315 - 2330	0	0	0	0	0	0	0	0
2330 - 2345	0	0	4	0	0	0	0	0
2345 - 0000	0	0	1	0	0	0	0	0
Hourly Total	0	0	6	0	0	0	0	0
Hourly Average	0.00	0.00	1.50	0.00	0.00	0.00	0.00	0.00

Session Total	2	14	559	28	179	39	12	2
Session Average	0.02	0.15	5.82	0.29	1.86	0.41	0.13	0.02

Original Data	
TOTAL	PCU TOTAL
2	2.00
1	1.00
3	3.00
1	1.00
7	7.00
1.75	1.75
4	4.00
2	2.00
16	15.20
0	0.00
22	21.20
5.50	5.30
2	2.00
2	2.00
2	2.00
2	2.00
8	8.00
2.00	2.00
0	0.00
2	2.00
1	1.00
2	2.00
5	5.00
1.25	1.25
0	0.00
2	2.00
0	0.00
1	1.00
3	3.00
0.75	0.75
4	4.00
7	6.20
13	13.50
12	11.20
36	34.90
9.00	8.73
5	6.80
12	12.00
16	16.50
16	17.30
49	52.60
12.25	13.15
20	20.50
16	17.50
15	16.50
16	18.30
67	72.80
16.75	18.20
16	18.30
13	13.00
19	21.60
14	14.50
62	67.40
15.50	16.85
20	20.50
33	33.00

29	30.30
21	20.40
103	104.20
25.75	26.05
17	18.80
19	17.80
17	18.00
23	24.00
76	78.60
19.00	19.65
19	19.50
20	21.00
28	28.00
21	21.00
88	89.50
22.00	22.38
33	34.00
23	23.00
24	22.80
21	21.00
101	100.80
25.25	25.20
19	18.90
23	23.50
26	26.50
27	26.40
95	95.30
23.75	23.83
21	21.10
33	33.00
23	23.40
21	22.00
98	99.50
24.50	24.88
30	31.30
22	22.00
31	29.20
26	26.00
109	108.50
27.25	27.13
20	19.40
18	16.40
21	21.00
17	17.00
76	73.80
19.00	18.45
17	16.40
21	21.00
16	16.00
33	33.00
87	86.40
21.75	21.60
21	22.30
14	16.60
18	18.00
19	18.20
72	75.10
18.00	18.78
15	15.00
9	8.40
8	8.00
16	17.30
48	48.70
12.00	12.18
14	13.40
9	10.30
9	9.00
5	4.20
37	36.90
9.25	9.23
2	2.00
5	5.00
2	2.00
4	3.20
13	12.20
3.25	3.05
4	2.40
17	16.20
5	5.00
2	2.00
28	25.60
7.00	6.40
4	4.00

5	5.00
6	6.00
4	4.00
19	19.00
4.75	4.75

1309	1326.00
13.64	13.81

Original Data	
TOTAL	PCU TOTAL
0	0.00
1	1.00
4	4.50
4	5.50
9	11.00
2.25	2.75
3	3.00
1	1.00
0	0.00
9	9.00
13	13.00
3.25	3.25
2	2.00
0	0.00
0	0.00
0	0.00
2	2.00
0.50	0.50
1	1.00
0	0.00
0	0.00
1	1.00
2	2.00
0.50	0.50
1	1.00
4	4.00
2	2.00
1	1.50
8	8.50
2.00	2.13
1	1.00
1	1.00
1	1.00
3	3.50
6	6.50
1.50	1.63
7	6.40
8	9.30
7	7.00
14	14.00
36	36.70
9.00	9.18
11	11.50
4	4.00
8	9.50
8	8.50
31	33.50
7.75	8.38
14	14.00
7	7.00
2	2.00
10	11.00
33	34.00
8.25	8.50
13	13.60
21	21.50
6	6.50
19	20.30
59	61.90
14.75	15.48
17	17.50
6	6.50

11	13.30
8	9.50
42	46.80
10.50	11.70
10	11.30
14	12.80
9	9.00
16	16.00
49	49.10
12.25	12.28
16	16.00
16	16.00
19	19.50
9	10.80
60	62.30
15.00	15.58
12	12.00
15	16.00
25	25.50
7	8.00
59	61.50
14.75	15.38
21	22.20
32	33.00
22	23.00
14	14.00
89	92.20
22.25	23.05
22	21.40
21	22.30
13	14.80
12	12.00
68	70.50
17.00	17.63
19	19.50
19	19.50
15	15.00
15	14.30
68	68.30
17.00	17.08
17	17.00
13	13.00
18	16.80
8	7.40
56	54.20
14.00	13.55
11	10.40
9	9.00
17	17.50
14	13.20
51	50.10
12.75	12.53
13	14.00
10	11.30
5	6.30
8	7.40
36	39.00
9.00	9.75
12	12.50
2	2.00
4	4.00
1	2.30
19	20.80
4.75	5.20
6	6.00
3	3.00
6	5.20
4	4.00
19	18.20
4.75	4.55
8	8.00
2	2.00
1	1.00
3	3.00
14	14.00
3.50	3.50
1	1.00
0	0.00
4	4.00
1	1.00
6	6.00
1.50	1.50

835	862.10
8.70	8.98

2315 - 2330	0	0	0	0	0	0	0	0
2330 - 2345	0	0	0	0	0	1	0	0
2345 - 0000	0	0	0	0	0	0	0	0
Hourly Total	0	0	0	0	0	1	0	0
Hourly Average	0.00	0.00	0.00	0.00	0.00	0.25	0.00	0.00

Session Total	0	0	23	0	0	13	4	0
Session Average	0.00	0.00	0.24	0.00	0.00	0.14	0.04	0.00

Date
Thursday 25 April 2019

Weather
Sunny Intervals
Temp: 12°C

0000 - 2400 (Thursday 24H Session)

TIME	Movement 8.3: Right from Moody Lane to Birchin Way							
	P/CYCLE	M/CYCLE	CAR	TAXI	LGV	OGV1	OGV2	BUS/COACH
0000 - 0015	0	0	0	0	0	0	0	0
0015 - 0030	0	0	0	0	0	0	0	0
0030 - 0045	0	0	0	0	0	0	0	0
0045 - 0100	0	0	2	0	0	0	0	0
Hourly Total	0	0	2	0	0	0	0	0
Hourly Average	0.00	0.00	0.50	0.00	0.00	0.00	0.00	0.00
0100 - 0115	0	0	0	0	0	0	0	0
0115 - 0130	0	0	0	0	0	0	0	0
0130 - 0145	0	0	0	0	0	0	0	0
0145 - 0200	0	0	1	0	0	0	0	0
Hourly Total	0	0	1	0	0	0	0	0
Hourly Average	0.00	0.00	0.25	0.00	0.00	0.00	0.00	0.00
0200 - 0215	0	0	0	0	0	0	0	0
0215 - 0230	0	0	1	0	0	0	0	0
0230 - 0245	0	0	1	0	0	0	0	0
0245 - 0300	0	0	0	0	0	0	0	0
Hourly Total	0	0	2	0	0	0	0	0
Hourly Average	0.00	0.00	0.50	0.00	0.00	0.00	0.00	0.00
0300 - 0315	0	0	0	0	0	0	0	0
0315 - 0330	0	0	1	0	0	0	0	0
0330 - 0345	0	0	0	0	0	0	0	0
0345 - 0400	0	0	0	0	0	0	0	0
Hourly Total	0	0	1	0	0	0	0	0
Hourly Average	0.00	0.00	0.25	0.00	0.00	0.00	0.00	0.00
0400 - 0415	0	0	0	0	0	0	0	0
0415 - 0430	0	0	0	0	0	0	0	0
0430 - 0445	0	0	0	0	0	0	0	0
0445 - 0500	0	0	0	0	0	0	0	0
Hourly Total	0	0	0	0	0	0	0	0
Hourly Average	0.00	0.00	0.00	0.00	0.00	0.00	0.00	0.00
0500 - 0515	0	0	0	0	1	2	0	0
0515 - 0530	0	0	0	0	0	0	0	0
0530 - 0545	0	0	0	0	0	0	0	0
0545 - 0600	0	0	0	0	0	0	0	0
Hourly Total	0	0	0	0	1	2	0	0
Hourly Average	0.00	0.00	0.00	0.00	0.25	0.50	0.00	0.00
0600 - 0615	0	0	2	0	0	0	1	0
0615 - 0630	0	0	1	0	0	0	0	0
0630 - 0645	0	0	2	0	0	0	0	0
0645 - 0700	0	0	5	0	0	0	0	0
Hourly Total	0	0	10	0	0	0	1	0
Hourly Average	0.00	0.00	2.50	0.00	0.00	0.00	0.25	0.00
0700 - 0715	0	0	6	0	1	0	0	0
0715 - 0730	0	0	2	0	0	0	1	0
0730 - 0745	0	0	1	0	0	0	0	0
0745 - 0800	0	0	2	0	0	0	0	0
Hourly Total	0	0	11	0	1	0	1	0
Hourly Average	0.00	0.00	2.75	0.00	0.25	0.00	0.25	0.00
0800 - 0815	0	0	3	0	3	0	0	0
0815 - 0830	0	0	3	0	1	0	0	0
0830 - 0845	0	0	3	0	1	0	0	0
0845 - 0900	0	0	4	0	1	0	0	0
Hourly Total	0	0	13	0	6	0	0	0
Hourly Average	0.00	0.00	3.25	0.00	1.50	0.00	0.00	0.00
0900 - 0915	0	0	4	0	2	0	0	0
0915 - 0930	0	0	3	0	1	0	0	0
0930 - 0945	0	0	4	0	2	0	0	0
0945 - 1000	0	0	3	0	1	1	0	0
Hourly Total	0	0	14	0	6	1	0	0
Hourly Average	0.00	0.00	3.50	0.00	1.50	0.25	0.00	0.00
1000 - 1015	0	0	4	0	1	0	0	0
1015 - 1030	0	0	3	0	1	1	0	0

1030 - 1045	0	0	4	0	1	1	0	0
1045 - 1100	0	0	3	0	1	0	0	0
Hourly Total	0	0	14	0	4	2	0	0
Hourly Average	0.00	0.00	3.50	0.00	1.00	0.50	0.00	0.00
1100 - 1115	0	0	5	0	1	0	0	0
1115 - 1130	0	0	4	0	1	0	0	0
1130 - 1145	0	0	3	0	2	0	0	0
1145 - 1200	0	0	4	0	3	0	0	0
Hourly Total	0	0	16	0	7	0	0	0
Hourly Average	0.00	0.00	4.00	0.00	1.75	0.00	0.00	0.00
1200 - 1215	0	0	4	0	1	1	0	0
1215 - 1230	0	0	5	0	1	0	0	0
1230 - 1245	0	0	5	0	1	0	0	0
1245 - 1300	0	0	4	0	2	0	0	0
Hourly Total	0	0	18	0	5	1	0	0
Hourly Average	0.00	0.00	4.50	0.00	1.25	0.25	0.00	0.00
1300 - 1315	0	0	4	0	2	0	0	0
1315 - 1330	0	0	4	0	1	0	0	0
1330 - 1345	0	0	5	0	2	0	0	0
1345 - 1400	0	0	3	0	2	0	0	0
Hourly Total	0	0	16	0	7	0	0	0
Hourly Average	0.00	0.00	4.00	0.00	1.75	0.00	0.00	0.00
1400 - 1415	0	0	1	0	0	1	0	0
1415 - 1430	0	0	2	0	0	0	0	0
1430 - 1445	0	0	1	0	0	1	0	0
1445 - 1500	0	0	0	0	0	1	0	0
Hourly Total	0	0	4	0	0	3	0	0
Hourly Average	0.00	0.00	1.00	0.00	0.00	0.75	0.00	0.00
1500 - 1515	0	0	1	0	0	0	0	0
1515 - 1530	0	0	1	0	0	0	0	0
1530 - 1545	0	0	0	0	0	0	0	0
1545 - 1600	0	0	1	0	0	0	0	0
Hourly Total	0	0	3	0	0	0	0	0
Hourly Average	0.00	0.00	0.75	0.00	0.00	0.00	0.00	0.00
1600 - 1615	0	0	1	0	0	0	0	0
1615 - 1630	0	0	1	0	0	0	0	0
1630 - 1645	0	0	1	0	0	0	0	0
1645 - 1700	0	0	2	0	0	0	0	0
Hourly Total	0	0	5	0	0	0	0	0
Hourly Average	0.00	0.00	1.25	0.00	0.00	0.00	0.00	0.00
1700 - 1715	0	0	1	0	0	0	0	0
1715 - 1730	0	0	1	0	0	0	0	0
1730 - 1745	0	0	1	0	0	0	0	0
1745 - 1800	0	0	0	0	0	0	0	0
Hourly Total	0	0	3	0	0	0	0	0
Hourly Average	0.00	0.00	0.75	0.00	0.00	0.00	0.00	0.00
1800 - 1815	0	0	1	0	0	0	0	0
1815 - 1830	0	0	0	0	0	0	0	0
1830 - 1845	0	0	0	0	0	0	0	0
1845 - 1900	0	0	1	0	0	0	0	0
Hourly Total	0	0	2	0	0	0	0	0
Hourly Average	0.00	0.00	0.50	0.00	0.00	0.00	0.00	0.00
1900 - 1915	0	0	1	0	0	0	0	0
1915 - 1930	0	0	0	0	0	0	0	0
1930 - 1945	0	0	0	0	0	0	0	0
1945 - 2000	0	0	0	0	0	0	0	0
Hourly Total	0	0	1	0	0	0	0	0
Hourly Average	0.00	0.00	0.25	0.00	0.00	0.00	0.00	0.00
2000 - 2015	0	0	1	0	1	0	0	0
2015 - 2030	0	0	0	0	0	0	1	0
2030 - 2045	0	0	1	0	0	0	0	0
2045 - 2100	0	0	3	0	0	0	0	0
Hourly Total	0	0	5	0	1	0	1	0
Hourly Average	0.00	0.00	1.25	0.00	0.25	0.00	0.25	0.00
2100 - 2115	0	0	0	0	0	0	0	0
2115 - 2130	0	0	1	0	0	0	0	0
2130 - 2145	0	0	0	0	0	0	0	0
2145 - 2200	0	0	0	0	0	0	0	0
Hourly Total	0	0	1	0	0	0	0	0
Hourly Average	0.00	0.00	0.25	0.00	0.00	0.00	0.00	0.00
2200 - 2215	0	0	1	0	0	0	0	0
2215 - 2230	0	0	0	0	0	0	0	0
2230 - 2245	0	0	0	0	0	0	0	0
2245 - 2300	0	0	0	0	0	0	0	0
Hourly Total	0	0	1	0	0	0	0	0
Hourly Average	0.00	0.00	0.25	0.00	0.00	0.00	0.00	0.00
2300 - 2315	0	0	0	0	0	0	0	0
2315 - 2330	0	0	0	0	0	0	0	0
2330 - 2345	0	0	0	0	0	0	0	0
2345 - 0000	0	0	2	0	0	0	0	0
Hourly Total	0	0	2	0	0	0	0	0
Hourly Average	0.00	0.00	0.50	0.00	0.00	0.00	0.00	0.00

Session Total	0	0	145	0	38	9	3	0
Session Average	0.00	0.00	1.51	0.00	0.40	0.09	0.03	0.00

Original Data	
TOTAL	PCU TOTAL
0	0.00
0	0.00
0	0.00
0	0.00
0	0.00
0.00	0.00
0	0.00
0	0.00
0	0.00
0	0.00
0	0.00
0.00	0.00
0	0.00
0	0.00
0	0.00
0	0.00
0	0.00
0.00	0.00
0	0.00
0	0.00
0	0.00
0	0.00
0	0.00
0.00	0.00
0	0.00
0	0.00
1	1.00
0	0.00
1	1.00
0.25	0.25
0	0.00
0	0.00
0	0.00
1	1.50
1	1.50
0.25	0.38
0	0.00
0	0.00
1	1.50
0	0.00
1	1.50
0.25	0.38
0	0.00
1	1.50
0	0.00
0	0.00
1	1.50
0.25	0.38
0	0.00
0	0.00
0	0.00
1	1.00
1	1.00
0.25	0.25
0	0.00
0	0.00

0	0.00
1	1.50
0	0.00
1	1.50
0.25	0.38

40	51.70
0.42	0.54

Original Data	
TOTAL	PCU TOTAL
0	0.00
0	0.00
0	0.00
2	2.00
2	2.00
0.50	0.50
0	0.00
0	0.00
0	0.00
1	1.00
1	1.00
0.25	0.25
0	0.00
1	1.00
1	1.00
0	0.00
2	2.00
0.50	0.50
0	0.00
1	1.00
0	0.00
0	0.00
1	1.00
0.25	0.25
0	0.00
0	0.00
0	0.00
0	0.00
0	0.00
0	0.00
0.00	0.00
3	4.00
0	0.00
0	0.00
0	0.00
3	4.00
0.75	1.00
3	4.30
1	1.00
2	2.00
5	5.00
11	12.30
2.75	3.08
7	7.00
3	4.30
1	1.00
2	2.00
13	14.30
3.25	3.58
6	6.00
4	4.00
4	4.00
5	5.00
19	19.00
4.75	4.75
6	6.00
4	4.00
6	6.00
5	5.50
21	21.50
5.25	5.38
5	5.00
5	5.50

6	6.50
4	4.00
20	21.00
5.00	5.25
6	6.00
5	5.00
5	5.00
7	7.00
23	23.00
5.75	5.75
6	6.50
6	6.00
6	6.00
6	6.00
24	24.50
6.00	6.13
6	6.00
5	5.00
7	7.00
5	5.00
23	23.00
5.75	5.75
2	2.50
2	2.00
2	2.50
1	1.50
7	8.50
1.75	2.13
1	1.00
1	1.00
0	0.00
1	1.00
3	3.00
0.75	0.75
1	1.00
1	1.00
1	1.00
2	2.00
5	5.00
1.25	1.25
1	1.00
1	1.00
1	1.00
0	0.00
3	3.00
0.75	0.75
1	1.00
0	0.00
0	0.00
1	1.00
2	2.00
0.50	0.50
1	1.00
0	0.00
0	0.00
0	0.00
1	1.00
0.25	0.25
2	2.00
1	2.30
1	1.00
3	3.00
7	8.30
1.75	2.08
0	0.00
1	1.00
0	0.00
0	0.00
1	1.00
0.25	0.25
1	1.00
0	0.00
0	0.00
0	0.00
1	1.00
0.25	0.25
0	0.00
0	0.00
0	0.00
2	2.00
2	2.00
0.50	0.50

195	203.40
2.03	2.12

Immingham, Lincolnshire
Classified Junction Count

Site 8 of 9
Moody Lane
A180 Westgate
Pyewipe Road
Birchin Way
A180

Lat/Long
lat 53.575056° lon -0.096573°

Date
Wednesday 24 April 2019

Weather
Sunny Intervals
Temp: 15°C

0000 - 2400 (Wednesday 24H Session)

TIME	Movement 8.4: Right from Moody Lane to A180							
	P/CYCLE	M/CYCLE	CAR	TAXI	LGV	OGV1	OGV2	BUS/COACH
0000 - 0015	0	0	1	0	0	0	0	0
0015 - 0030	0	0	0	0	0	0	2	0
0030 - 0045	0	0	0	0	0	0	0	0
0045 - 0100	0	0	0	0	0	0	1	0
Hourly Total	0	0	1	0	0	0	3	0
Hourly Average	0.00	0.00	0.25	0.00	0.00	0.00	0.75	0.00
0100 - 0115	0	0	0	0	0	0	0	0
0115 - 0130	0	0	0	0	0	0	0	0
0130 - 0145	0	0	3	0	0	0	0	0
0145 - 0200	0	0	1	0	0	0	0	0
Hourly Total	0	0	4	0	0	0	0	0
Hourly Average	0.00	0.00	1.00	0.00	0.00	0.00	0.00	0.00
0200 - 0215	0	0	0	0	0	0	0	0
0215 - 0230	0	0	0	0	0	0	0	0
0230 - 0245	0	0	0	0	0	0	0	0
0245 - 0300	0	0	0	0	0	0	0	0
Hourly Total	0	0	0	0	0	0	0	0
Hourly Average	0.00	0.00	0.00	0.00	0.00	0.00	0.00	0.00
0300 - 0315	0	0	0	0	0	0	1	0
0315 - 0330	0	0	0	0	0	0	0	0
0330 - 0345	0	0	0	0	0	0	0	0
0345 - 0400	0	0	0	0	0	0	0	0
Hourly Total	0	0	0	0	0	0	1	0
Hourly Average	0.00	0.00	0.00	0.00	0.00	0.00	0.25	0.00
0400 - 0415	0	0	0	0	0	0	0	0
0415 - 0430	0	0	1	0	0	0	2	0
0430 - 0445	0	0	0	0	0	0	0	0
0445 - 0500	0	0	0	0	0	0	1	0
Hourly Total	0	0	1	0	0	0	3	0
Hourly Average	0.00	0.00	0.25	0.00	0.00	0.00	0.75	0.00
0500 - 0515	0	0	1	0	0	0	2	0
0515 - 0530	0	0	1	0	0	0	3	0
0530 - 0545	0	0	2	0	0	0	3	0
0545 - 0600	0	0	2	0	0	2	0	0
Hourly Total	0	0	6	0	0	2	8	0
Hourly Average	0.00	0.00	1.50	0.00	0.00	0.50	2.00	0.00
0600 - 0615	0	0	1	0	0	0	1	0
0615 - 0630	0	0	2	0	0	0	0	0
0630 - 0645	0	0	3	0	1	0	2	0
0645 - 0700	0	0	3	0	1	0	2	0
Hourly Total	0	0	9	0	2	0	5	0
Hourly Average	0.00	0.00	2.25	0.00	0.50	0.00	1.25	0.00
0700 - 0715	0	0	6	0	1	0	6	0
0715 - 0730	0	0	2	0	1	0	4	1
0730 - 0745	0	0	2	0	1	0	6	0
0745 - 0800	0	0	3	0	0	0	4	0
Hourly Total	0	0	13	0	3	0	20	1
Hourly Average	0.00	0.00	3.25	0.00	0.75	0.00	5.00	0.25
0800 - 0815	0	0	2	0	2	0	5	0
0815 - 0830	0	0	3	0	2	2	4	0
0830 - 0845	0	0	3	0	2	0	6	0
0845 - 0900	0	3	4	0	7	0	2	1
Hourly Total	0	3	12	0	13	2	17	1
Hourly Average	0.00	0.75	3.00	0.00	3.25	0.50	4.25	0.25
0900 - 0915	0	0	5	0	2	0	3	0
0915 - 0930	0	0	5	0	2	0	6	0

0930 - 0945	0	0	5	0	1	0	2	0
0945 - 1000	0	0	5	0	2	0	2	0
Hourly Total	0	0	20	0	7	0	13	0
Hourly Average	0.00	0.00	5.00	0.00	1.75	0.00	3.25	0.00
1000 - 1015	0	0	5	0	3	0	2	0
1015 - 1030	0	0	4	0	2	1	2	0
1030 - 1045	0	0	6	0	2	0	6	0
1045 - 1100	0	0	5	0	1	0	4	0
Hourly Total	0	0	20	0	8	1	14	0
Hourly Average	0.00	0.00	5.00	0.00	2.00	0.25	3.50	0.00
1100 - 1115	0	0	5	0	2	1	3	0
1115 - 1130	0	0	5	0	2	1	1	0
1130 - 1145	0	0	6	0	2	0	4	0
1145 - 1200	0	0	6	0	1	2	4	0
Hourly Total	0	0	22	0	7	4	12	0
Hourly Average	0.00	0.00	5.50	0.00	1.75	1.00	3.00	0.00
1200 - 1215	0	0	8	0	1	0	3	0
1215 - 1230	0	0	7	0	2	0	3	0
1230 - 1245	0	0	4	0	2	0	0	0
1245 - 1300	0	0	7	0	2	0	6	0
Hourly Total	0	0	26	0	7	0	12	0
Hourly Average	0.00	0.00	6.50	0.00	1.75	0.00	3.00	0.00
1300 - 1315	0	0	5	0	1	0	3	0
1315 - 1330	0	0	5	0	2	0	7	0
1330 - 1345	0	0	6	0	1	2	3	0
1345 - 1400	0	0	6	0	3	0	3	0
Hourly Total	0	0	22	0	7	2	16	0
Hourly Average	0.00	0.00	5.50	0.00	1.75	0.50	4.00	0.00
1400 - 1415	0	0	7	0	1	1	8	0
1415 - 1430	0	0	8	0	2	0	4	0
1430 - 1445	0	0	5	0	2	1	1	0
1445 - 1500	0	0	6	0	2	0	1	0
Hourly Total	0	0	26	0	7	2	14	0
Hourly Average	0.00	0.00	6.50	0.00	1.75	0.50	3.50	0.00
1500 - 1515	0	0	8	0	1	0	5	0
1515 - 1530	0	0	7	0	2	0	6	0
1530 - 1545	0	0	7	0	2	2	4	0
1545 - 1600	0	0	6	0	2	0	7	0
Hourly Total	0	0	28	0	7	2	22	0
Hourly Average	0.00	0.00	7.00	0.00	1.75	0.50	5.50	0.00
1600 - 1615	0	0	6	0	1	0	1	0
1615 - 1630	0	0	10	0	1	0	2	0
1630 - 1645	0	0	13	0	1	0	0	0
1645 - 1700	0	0	8	0	1	0	4	0
Hourly Total	0	0	37	0	4	0	7	0
Hourly Average	0.00	0.00	9.25	0.00	1.00	0.00	1.75	0.00
1700 - 1715	0	0	11	0	1	0	2	0
1715 - 1730	0	0	7	0	1	1	4	0
1730 - 1745	0	0	10	0	0	0	3	0
1745 - 1800	0	0	8	0	1	0	5	0
Hourly Total	0	0	36	0	3	1	14	0
Hourly Average	0.00	0.00	9.00	0.00	0.75	0.25	3.50	0.00
1800 - 1815	0	0	6	0	0	0	2	0
1815 - 1830	0	0	5	0	1	1	4	0
1830 - 1845	0	0	6	0	0	0	5	0
1845 - 1900	0	0	5	0	1	0	2	0
Hourly Total	0	0	22	0	2	1	13	0
Hourly Average	0.00	0.00	5.50	0.00	0.50	0.25	3.25	0.00
1900 - 1915	0	0	7	0	1	0	3	0
1915 - 1930	0	0	2	0	0	0	2	0
1930 - 1945	0	0	1	0	0	0	1	0
1945 - 2000	0	0	6	0	0	0	4	0
Hourly Total	0	0	16	0	1	0	10	0
Hourly Average	0.00	0.00	4.00	0.00	0.25	0.00	2.50	0.00
2000 - 2015	0	0	3	0	0	0	0	0
2015 - 2030	0	0	1	0	0	0	0	0
2030 - 2045	0	0	1	0	0	0	0	0
2045 - 2100	0	0	1	0	0	0	1	0
Hourly Total	0	0	6	0	0	0	1	0
Hourly Average	0.00	0.00	1.50	0.00	0.00	0.00	0.25	0.00
2100 - 2115	0	0	1	0	0	0	0	0
2115 - 2130	0	0	1	0	0	0	1	0
2130 - 2145	0	0	2	0	0	0	0	0
2145 - 2200	0	0	2	0	0	0	0	0
Hourly Total	0	0	6	0	0	0	1	0
Hourly Average	0.00	0.00	1.50	0.00	0.00	0.00	0.25	0.00
2200 - 2215	0	0	1	0	0	0	1	0
2215 - 2230	0	0	2	0	0	0	1	0
2230 - 2245	0	0	1	0	0	0	1	0
2245 - 2300	0	0	1	0	0	0	1	0
Hourly Total	0	0	5	0	0	0	4	0
Hourly Average	0.00	0.00	1.25	0.00	0.00	0.00	1.00	0.00
2300 - 2315	0	0	1	0	0	0	0	0

2315 - 2330	0	0	1	0	0	0	0	0
2330 - 2345	0	0	1	0	0	0	0	0
2345 - 0000	0	0	0	0	0	0	0	0
Hourly Total	0	0	3	0	0	0	0	0
Hourly Average	0.00	0.00	0.75	0.00	0.00	0.00	0.00	0.00

Session Total	0	3	341	0	78	17	210	2
Session Average	0.00	0.03	3.55	0.00	0.81	0.18	2.19	0.02

Date
Thursday 25 April 2019

Weather
Sunny Intervals
Temp: 12°C

0000 - 2400 (Thursday 24H Session)

TIME	Movement 8.4: Right from Moody Lane to A180							
	P/CYCLE	M/CYCLE	CAR	TAXI	LGV	OGV1	OGV2	BUS/COACH
0000 - 0015	0	0	0	0	0	0	0	0
0015 - 0030	0	0	1	0	0	0	1	0
0030 - 0045	0	0	1	0	0	0	0	0
0045 - 0100	0	0	1	0	0	0	2	0
Hourly Total	0	0	3	0	0	0	3	0
Hourly Average	0.00	0.00	0.75	0.00	0.00	0.00	0.75	0.00
0100 - 0115	0	0	6	0	0	0	0	0
0115 - 0130	0	0	1	0	0	0	0	0
0130 - 0145	0	0	1	0	0	0	0	0
0145 - 0200	0	0	1	0	0	0	0	0
Hourly Total	0	0	9	0	0	0	0	0
Hourly Average	0.00	0.00	2.25	0.00	0.00	0.00	0.00	0.00
0200 - 0215	0	0	4	0	0	0	0	0
0215 - 0230	0	0	1	0	0	0	0	0
0230 - 0245	0	0	0	0	0	0	1	0
0245 - 0300	0	0	2	0	0	0	0	0
Hourly Total	0	0	7	0	0	0	1	0
Hourly Average	0.00	0.00	1.75	0.00	0.00	0.00	0.25	0.00
0300 - 0315	0	0	1	0	0	0	1	0
0315 - 0330	0	0	2	0	0	0	0	0
0330 - 0345	0	0	1	0	0	0	0	0
0345 - 0400	0	0	1	0	0	1	0	0
Hourly Total	0	0	5	0	0	1	1	0
Hourly Average	0.00	0.00	1.25	0.00	0.00	0.25	0.25	0.00
0400 - 0415	0	0	0	0	0	0	1	0
0415 - 0430	0	0	3	0	0	0	1	0
0430 - 0445	0	0	3	0	0	0	3	0
0445 - 0500	0	0	1	0	0	0	3	0
Hourly Total	0	0	7	0	0	0	8	0
Hourly Average	0.00	0.00	1.75	0.00	0.00	0.00	2.00	0.00
0500 - 0515	0	0	7	0	1	0	1	0
0515 - 0530	0	1	3	0	0	0	0	0
0530 - 0545	0	0	8	0	3	1	1	0
0545 - 0600	0	0	15	0	0	0	1	0
Hourly Total	0	1	33	0	4	1	3	0
Hourly Average	0.00	0.25	8.25	0.00	1.00	0.25	0.75	0.00
0600 - 0615	0	0	4	0	1	0	1	0
0615 - 0630	0	0	1	0	1	0	0	0
0630 - 0645	0	0	4	0	1	0	1	0
0645 - 0700	0	0	10	0	1	0	4	0
Hourly Total	0	0	19	0	4	0	6	0
Hourly Average	0.00	0.00	4.75	0.00	1.00	0.00	1.50	0.00
0700 - 0715	0	0	12	0	2	0	0	0
0715 - 0730	0	0	5	0	1	0	2	1
0730 - 0745	0	0	3	0	0	0	2	0
0745 - 0800	0	0	4	0	1	0	2	0
Hourly Total	0	0	24	0	4	0	6	1
Hourly Average	0.00	0.00	6.00	0.00	1.00	0.00	1.50	0.25
0800 - 0815	0	1	6	0	0	0	6	0
0815 - 0830	0	0	6	0	2	1	7	0
0830 - 0845	0	0	7	0	2	0	4	0
0845 - 0900	0	0	9	0	2	0	5	0
Hourly Total	0	1	28	0	6	1	22	0
Hourly Average	0.00	0.25	7.00	0.00	1.50	0.25	5.50	0.00
0900 - 0915	0	0	5	0	4	1	6	0
0915 - 0930	0	0	7	0	3	0	6	1
0930 - 0945	0	0	8	0	4	0	4	0
0945 - 1000	0	0	7	0	3	0	2	0
Hourly Total	0	0	27	0	14	1	18	1
Hourly Average	0.00	0.00	6.75	0.00	3.50	0.25	4.50	0.25
1000 - 1015	0	0	8	0	2	0	3	0
1015 - 1030	0	0	5	0	2	0	1	0

1030 - 1045	0	0	9	0	2	0	2	2
1045 - 1100	0	0	7	0	3	0	3	4
Hourly Total	0	0	29	0	9	0	9	6
Hourly Average	0.00	0.00	7.25	0.00	2.25	0.00	2.25	1.50
1100 - 1115	0	0	9	0	2	0	5	0
1115 - 1130	0	0	8	0	3	0	2	0
1130 - 1145	0	0	6	0	4	2	1	0
1145 - 1200	0	0	8	0	6	0	3	0
Hourly Total	0	0	31	0	15	2	11	0
Hourly Average	0.00	0.00	7.75	0.00	3.75	0.50	2.75	0.00
1200 - 1215	0	0	9	0	3	0	4	0
1215 - 1230	0	0	11	0	2	0	4	0
1230 - 1245	0	0	9	0	3	0	2	0
1245 - 1300	0	0	8	0	3	0	2	0
Hourly Total	0	0	37	0	11	0	12	0
Hourly Average	0.00	0.00	9.25	0.00	2.75	0.00	3.00	0.00
1300 - 1315	0	0	9	0	5	1	2	0
1315 - 1330	0	0	8	0	3	1	5	0
1330 - 1345	0	0	9	0	5	2	5	0
1345 - 1400	0	0	6	0	4	0	5	0
Hourly Total	0	0	32	0	17	4	17	0
Hourly Average	0.00	0.00	8.00	0.00	4.25	1.00	4.25	0.00
1400 - 1415	0	0	9	0	2	1	2	0
1415 - 1430	0	0	13	0	0	0	7	0
1430 - 1445	0	0	12	0	3	0	3	0
1445 - 1500	0	0	8	0	2	0	3	0
Hourly Total	0	0	42	0	7	1	15	0
Hourly Average	0.00	0.00	10.50	0.00	1.75	0.25	3.75	0.00
1500 - 1515	0	0	13	0	3	0	1	0
1515 - 1530	0	0	9	0	2	0	5	0
1530 - 1545	0	0	7	0	3	0	1	3
1545 - 1600	0	0	9	0	3	0	6	0
Hourly Total	0	0	38	0	11	0	13	3
Hourly Average	0.00	0.00	9.50	0.00	2.75	0.00	3.25	0.75
1600 - 1615	0	0	6	0	4	0	4	0
1615 - 1630	0	0	15	0	4	0	1	0
1630 - 1645	0	0	17	0	2	0	1	0
1645 - 1700	0	0	11	0	1	0	1	0
Hourly Total	0	0	49	0	11	0	7	0
Hourly Average	0.00	0.00	12.25	0.00	2.75	0.00	1.75	0.00
1700 - 1715	0	0	13	0	2	0	2	0
1715 - 1730	0	0	12	0	1	0	2	0
1730 - 1745	0	0	14	0	1	0	3	0
1745 - 1800	0	0	7	0	0	0	1	0
Hourly Total	0	0	46	0	4	0	8	0
Hourly Average	0.00	0.00	11.50	0.00	1.00	0.00	2.00	0.00
1800 - 1815	0	0	13	0	0	0	0	0
1815 - 1830	0	0	7	0	0	0	4	0
1830 - 1845	0	0	6	0	1	0	0	0
1845 - 1900	0	0	10	0	1	1	2	0
Hourly Total	0	0	36	0	2	1	6	0
Hourly Average	0.00	0.00	9.00	0.00	0.50	0.25	1.50	0.00
1900 - 1915	0	0	12	0	1	0	4	0
1915 - 1930	0	0	3	0	0	1	4	0
1930 - 1945	0	0	2	0	0	0	2	0
1945 - 2000	0	0	3	0	0	0	4	0
Hourly Total	0	0	20	0	1	1	14	0
Hourly Average	0.00	0.00	5.00	0.00	0.25	0.25	3.50	0.00
2000 - 2015	0	0	5	0	0	0	2	0
2015 - 2030	0	0	1	0	0	1	0	0
2030 - 2045	0	0	1	0	0	0	0	0
2045 - 2100	0	0	3	0	1	0	0	0
Hourly Total	0	0	10	0	1	1	2	0
Hourly Average	0.00	0.00	2.50	0.00	0.25	0.25	0.50	0.00
2100 - 2115	0	0	3	0	1	0	1	0
2115 - 2130	0	0	5	0	0	0	1	0
2130 - 2145	0	0	2	0	0	0	0	0
2145 - 2200	0	0	0	0	0	0	0	0
Hourly Total	0	0	10	0	1	0	2	0
Hourly Average	0.00	0.00	2.50	0.00	0.25	0.00	0.50	0.00
2200 - 2215	0	0	2	0	1	0	0	0
2215 - 2230	0	0	0	0	0	0	0	0
2230 - 2245	0	0	3	0	0	0	0	0
2245 - 2300	0	0	3	0	0	0	0	0
Hourly Total	0	0	8	0	1	0	0	0
Hourly Average	0.00	0.00	2.00	0.00	0.25	0.00	0.00	0.00
2300 - 2315	0	0	0	0	0	0	0	0
2315 - 2330	0	0	0	0	0	0	0	0
2330 - 2345	0	0	3	0	0	0	0	0
2345 - 0000	0	0	0	0	0	0	1	0
Hourly Total	0	0	3	0	0	0	1	0
Hourly Average	0.00	0.00	0.75	0.00	0.00	0.00	0.25	0.00

Session Total	0	2	553	0	123	14	185	11
Session Average	0.00	0.02	5.76	0.00	1.28	0.15	1.93	0.11

Original Data	
TOTAL	PCU TOTAL
1	1.00
2	4.60
0	0.00
1	2.30
4	7.90
1.00	1.98
0	0.00
0	0.00
3	3.00
1	1.00
4	4.00
1.00	1.00
0	0.00
0	0.00
0	0.00
0	0.00
0	0.00
0	0.00
0.00	0.00
1	2.30
0	0.00
0	0.00
0	0.00
1	2.30
0.25	0.58
0	0.00
3	5.60
0	0.00
1	2.30
4	7.90
1.00	1.98
3	5.60
4	7.90
5	8.90
4	5.00
16	27.40
4.00	6.85
2	3.30
2	2.00
6	8.60
6	8.60
16	22.50
4.00	5.63
13	20.80
8	14.20
9	16.80
7	12.20
37	64.00
9.25	16.00
9	15.50
11	17.20
11	18.80
17	18.80
48	70.30
12.00	17.58
10	13.90
13	20.80

8	10.60
9	11.60
40	56.90
10.00	14.23
10	12.60
9	12.10
14	21.80
10	15.20
43	61.70
10.75	15.43
11	15.40
9	10.80
12	17.20
13	19.20
45	62.60
11.25	15.65
12	15.90
12	15.90
6	6.00
15	22.80
45	60.60
11.25	15.15
9	12.90
14	23.10
12	16.90
12	15.90
47	68.80
11.75	17.20
17	27.90
14	19.20
9	10.80
9	10.30
49	68.20
12.25	17.05
14	20.50
15	22.80
15	21.20
15	24.10
59	88.60
14.75	22.15
8	9.30
13	15.60
14	14.00
13	18.20
48	57.10
12.00	14.28
14	16.60
13	18.70
13	16.90
14	20.50
54	72.70
13.50	18.18
8	10.60
11	16.70
11	17.50
8	10.60
38	55.40
9.50	13.85
11	14.90
4	6.60
2	3.30
10	15.20
27	40.00
6.75	10.00
3	3.00
1	1.00
1	1.00
2	3.30
7	8.30
1.75	2.08
1	1.00
2	3.30
2	2.00
2	2.00
7	8.30
1.75	2.08
2	3.30
3	4.30
2	3.30
2	3.30
9	14.20
2.25	3.55
1	1.00

1	1.00
1	1.00
0	0.00
3	3.00
0.75	0.75

651	932.70
6.78	9.72

Original Data	
TOTAL	PCU TOTAL
0	0.00
2	3.30
1	1.00
3	5.60
6	9.90
1.50	2.48
6	6.00
1	1.00
1	1.00
1	1.00
9	9.00
2.25	2.25
4	4.00
1	1.00
1	2.30
2	2.00
8	9.30
2.00	2.33
2	3.30
2	2.00
1	1.00
2	2.50
7	8.80
1.75	2.20
1	2.30
4	5.30
6	9.90
4	7.90
15	25.40
3.75	6.35
9	10.30
4	3.40
13	14.80
16	17.30
42	45.80
10.50	11.45
6	7.30
2	2.00
6	7.30
15	20.20
29	36.80
7.25	9.20
14	14.00
9	12.60
5	7.60
7	9.60
35	43.80
8.75	10.95
13	20.20
16	25.60
13	18.20
16	22.50
58	86.50
14.50	21.63
16	24.30
17	25.80
16	21.20
12	14.60
61	85.90
15.25	21.48
13	16.90
8	9.30

15	19.60
17	24.90
53	70.70
13.25	17.68
16	22.50
13	15.60
13	15.30
17	20.90
59	74.30
14.75	18.58
16	21.20
17	22.20
14	16.60
13	15.60
60	75.60
15.00	18.90
17	20.10
17	24.00
21	28.50
15	21.50
70	94.10
17.50	23.53
14	17.10
20	29.10
18	21.90
13	16.90
65	85.00
16.25	21.25
17	18.30
16	22.50
14	18.30
18	25.80
65	84.90
16.25	21.23
14	19.20
20	21.30
20	21.30
13	14.30
67	76.10
16.75	19.03
17	19.60
15	17.60
18	21.90
8	9.30
58	68.40
14.50	17.10
13	13.00
11	16.20
7	7.00
14	17.10
45	53.30
11.25	13.33
17	22.20
8	13.70
4	6.60
7	12.20
36	54.70
9.00	13.68
7	9.60
2	2.50
1	1.00
4	4.00
14	17.10
3.50	4.28
5	6.30
6	7.30
2	2.00
0	0.00
13	15.60
3.25	3.90
3	3.00
0	0.00
3	3.00
3	3.00
9	9.00
2.25	2.25
0	0.00
0	0.00
3	3.00
1	2.30
4	5.30
1.00	1.33

888	1145.30
9.25	11.93

Session Total	0	0	0	0	0	1	1	0
Session Average	0.00	0.00	0.00	0.00	0.00	0.01	0.01	0.00

2	3.80
0.02	0.04

Immingham, Lincolnshire
Classified Junction Count

Site 8 of 9
Moody Lane
A180 Westgate
Pyewipe Road
Birchin Way
A180

Lat/Long
lat 53.575056° lon -0.096573°

Date
Wednesday 24 April 2019

Weather
Sunny Intervals
Temp: 15°C

0000 - 2400 (Wednesday 24H Session)

TIME	Movement 8.6: Left from A180 Westgate to Pyewipe Road							
	P/CYCLE	M/CYCLE	CAR	TAXI	LGV	OGV1	OGV2	BUS/COACH
0000 - 0015	0	0	2	0	1	0	0	0
0015 - 0030	0	0	4	0	0	0	0	0
0030 - 0045	0	0	2	0	0	0	0	0
0045 - 0100	0	0	2	0	0	0	0	0
Hourly Total	0	0	10	0	1	0	0	0
Hourly Average	0.00	0.00	2.50	0.00	0.25	0.00	0.00	0.00
0100 - 0115	0	0	2	0	0	0	0	0
0115 - 0130	0	0	2	0	0	0	0	0
0130 - 0145	0	0	2	0	0	0	0	0
0145 - 0200	0	0	1	0	0	0	0	0
Hourly Total	0	0	7	0	0	0	0	0
Hourly Average	0.00	0.00	1.75	0.00	0.00	0.00	0.00	0.00
0200 - 0215	0	0	2	0	0	0	1	0
0215 - 0230	0	0	0	0	0	0	0	0
0230 - 0245	0	0	0	0	0	0	1	0
0245 - 0300	0	0	0	0	0	0	1	0
Hourly Total	0	0	2	0	0	0	3	0
Hourly Average	0.00	0.00	0.50	0.00	0.00	0.00	0.75	0.00
0300 - 0315	0	0	2	0	0	0	0	0
0315 - 0330	0	0	1	0	0	0	0	0
0330 - 0345	0	0	1	0	0	0	0	0
0345 - 0400	0	0	1	0	0	1	0	0
Hourly Total	0	0	5	0	0	1	0	0
Hourly Average	0.00	0.00	1.25	0.00	0.00	0.25	0.00	0.00
0400 - 0415	0	0	2	0	0	0	0	0
0415 - 0430	0	0	2	0	0	0	0	0
0430 - 0445	0	0	2	0	0	0	0	0
0445 - 0500	0	0	7	0	0	0	0	0
Hourly Total	0	0	13	0	0	0	0	0
Hourly Average	0.00	0.00	3.25	0.00	0.00	0.00	0.00	0.00
0500 - 0515	0	0	5	0	0	0	0	0
0515 - 0530	0	0	4	0	0	0	0	0
0530 - 0545	0	0	7	0	1	1	0	0
0545 - 0600	0	0	4	0	1	0	0	0
Hourly Total	0	0	20	0	2	1	0	0
Hourly Average	0.00	0.00	5.00	0.00	0.50	0.25	0.00	0.00
0600 - 0615	0	0	13	0	2	0	0	0
0615 - 0630	0	0	5	0	0	0	0	0
0630 - 0645	0	0	5	0	3	0	0	0
0645 - 0700	0	0	7	0	4	1	0	0
Hourly Total	0	0	30	0	9	1	0	0
Hourly Average	0.00	0.00	7.50	0.00	2.25	0.25	0.00	0.00
0700 - 0715	0	0	11	0	3	0	0	0
0715 - 0730	0	0	13	0	4	0	1	0
0730 - 0745	0	0	9	0	4	0	0	0
0745 - 0800	0	0	14	0	3	0	0	0
Hourly Total	0	0	47	0	14	0	1	0
Hourly Average	0.00	0.00	11.75	0.00	3.50	0.00	0.25	0.00
0800 - 0815	0	0	17	0	4	1	0	0
0815 - 0830	0	0	21	0	6	1	0	0
0830 - 0845	0	0	23	0	5	0	0	0
0845 - 0900	0	0	46	0	6	0	0	0
Hourly Total	0	0	107	0	21	2	0	0
Hourly Average	0.00	0.00	26.75	0.00	5.25	0.50	0.00	0.00
0900 - 0915	0	1	21	0	5	1	0	0
0915 - 0930	0	0	20	0	7	1	0	0

0930 - 0945	0	0	32	0	6	1	1	0
0945 - 1000	0	0	31	0	11	0	0	0
Hourly Total	0	1	104	0	29	3	1	0
Hourly Average	0.00	0.25	26.00	0.00	7.25	0.75	0.25	0.00
1000 - 1015	0	0	58	0	13	0	0	0
1015 - 1030	0	0	29	0	4	1	0	0
1030 - 1045	0	0	39	0	3	0	0	0
1045 - 1100	0	1	33	0	8	0	0	0
Hourly Total	0	1	159	0	28	1	0	0
Hourly Average	0.00	0.25	39.75	0.00	7.00	0.25	0.00	0.00
1100 - 1115	0	1	40	0	3	0	0	0
1115 - 1130	0	0	42	0	7	0	0	0
1130 - 1145	0	0	32	0	3	1	0	0
1145 - 1200	0	0	34	0	10	1	0	0
Hourly Total	0	1	148	0	23	2	0	0
Hourly Average	0.00	0.25	37.00	0.00	5.75	0.50	0.00	0.00
1200 - 1215	0	0	45	0	11	0	0	0
1215 - 1230	0	0	36	0	6	1	0	0
1230 - 1245	0	0	34	0	4	0	0	0
1245 - 1300	0	0	38	0	7	0	0	0
Hourly Total	0	0	153	0	28	1	0	0
Hourly Average	0.00	0.00	38.25	0.00	7.00	0.25	0.00	0.00
1300 - 1315	0	1	47	0	2	0	0	0
1315 - 1330	0	0	38	0	7	0	0	0
1330 - 1345	0	0	46	0	1	1	0	0
1345 - 1400	0	2	52	0	3	2	0	0
Hourly Total	0	3	183	0	13	3	0	0
Hourly Average	0.00	0.75	45.75	0.00	3.25	0.75	0.00	0.00
1400 - 1415	0	0	55	0	5	1	0	0
1415 - 1430	0	0	45	0	5	0	0	0
1430 - 1445	0	1	44	0	3	1	0	1
1445 - 1500	0	0	45	0	8	1	0	0
Hourly Total	0	1	189	0	21	3	0	1
Hourly Average	0.00	0.25	47.25	0.00	5.25	0.75	0.00	0.25
1500 - 1515	0	0	43	0	6	3	0	0
1515 - 1530	0	1	47	0	6	0	0	0
1530 - 1545	0	0	40	0	5	2	0	0
1545 - 1600	0	1	41	0	7	1	0	0
Hourly Total	0	2	171	0	24	6	0	0
Hourly Average	0.00	0.50	42.75	0.00	6.00	1.50	0.00	0.00
1600 - 1615	0	1	43	0	7	0	0	0
1615 - 1630	0	0	41	0	2	0	0	0
1630 - 1645	0	0	51	0	10	1	0	0
1645 - 1700	0	0	31	0	2	0	0	0
Hourly Total	0	1	166	0	21	1	0	0
Hourly Average	0.00	0.25	41.50	0.00	5.25	0.25	0.00	0.00
1700 - 1715	0	0	48	0	9	1	0	0
1715 - 1730	0	1	32	0	4	0	0	0
1730 - 1745	0	0	41	0	3	0	0	0
1745 - 1800	0	0	31	0	2	0	0	0
Hourly Total	0	1	152	0	18	1	0	0
Hourly Average	0.00	0.25	38.00	0.00	4.50	0.25	0.00	0.00
1800 - 1815	0	3	45	0	4	0	1	0
1815 - 1830	0	0	40	0	6	0	0	0
1830 - 1845	0	0	36	0	3	0	0	0
1845 - 1900	0	0	28	0	3	0	0	0
Hourly Total	0	3	149	0	16	0	1	0
Hourly Average	0.00	0.75	37.25	0.00	4.00	0.00	0.25	0.00
1900 - 1915	0	0	38	0	4	0	0	0
1915 - 1930	0	2	36	0	3	0	1	0
1930 - 1945	0	0	36	0	1	0	0	0
1945 - 2000	0	0	36	0	4	0	0	0
Hourly Total	0	2	146	0	12	0	1	0
Hourly Average	0.00	0.50	36.50	0.00	3.00	0.00	0.25	0.00
2000 - 2015	0	0	38	0	0	0	0	0
2015 - 2030	0	0	26	0	0	0	0	0
2030 - 2045	0	0	23	0	1	0	0	0
2045 - 2100	0	0	20	0	1	0	0	0
Hourly Total	0	0	107	0	2	0	0	0
Hourly Average	0.00	0.00	26.75	0.00	0.50	0.00	0.00	0.00
2100 - 2115	0	0	25	0	0	1	0	0
2115 - 2130	0	0	23	0	1	0	0	0
2130 - 2145	0	0	21	0	2	0	0	0
2145 - 2200	0	0	22	0	1	0	0	0
Hourly Total	0	0	91	0	4	1	0	0
Hourly Average	0.00	0.00	22.75	0.00	1.00	0.25	0.00	0.00
2200 - 2215	0	0	25	0	0	0	0	0
2215 - 2230	0	0	13	0	0	0	0	0
2230 - 2245	0	0	12	0	0	0	0	0
2245 - 2300	0	0	8	0	0	0	0	0
Hourly Total	0	0	58	0	0	0	0	0
Hourly Average	0.00	0.00	14.50	0.00	0.00	0.00	0.00	0.00
2300 - 2315	0	0	11	0	0	0	0	0

2315 - 2330	0	0	8	0	0	0	0	0
2330 - 2345	0	0	6	0	0	0	0	0
2345 - 0000	0	0	2	0	0	0	0	0
Hourly Total	0	0	27	0	0	0	0	0
Hourly Average	0.00	0.00	6.75	0.00	0.00	0.00	0.00	0.00

Session Total	0	16	2244	0	286	27	7	1
Session Average	0.00	0.17	23.38	0.00	2.98	0.28	0.07	0.01

Date
Thursday 25 April 2019

Weather
Sunny Intervals
Temp: 12°C

0000 - 2400 (Thursday 24H Session)

TIME	Movement 8.6: Left from A180 Westgate to Pyewipe Road							
	P/CYCLE	M/CYCLE	CAR	TAXI	LGV	OGV1	OGV2	BUS/COACH
0000 - 0015	0	0	15	0	0	0	0	0
0015 - 0030	0	0	4	0	0	0	0	0
0030 - 0045	0	0	4	0	0	0	0	0
0045 - 0100	0	0	5	0	0	0	0	0
Hourly Total	0	0	28	0	0	0	0	0
Hourly Average	0.00	0.00	7.00	0.00	0.00	0.00	0.00	0.00
0100 - 0115	0	0	9	0	1	0	0	0
0115 - 0130	0	0	5	0	0	0	0	0
0130 - 0145	0	0	0	0	0	1	0	0
0145 - 0200	0	0	3	0	0	0	0	0
Hourly Total	0	0	17	0	1	1	0	0
Hourly Average	0.00	0.00	4.25	0.00	0.25	0.25	0.00	0.00
0200 - 0215	0	0	4	0	0	0	0	0
0215 - 0230	0	0	1	0	0	0	0	0
0230 - 0245	0	0	1	0	0	0	1	0
0245 - 0300	0	0	4	0	0	0	0	0
Hourly Total	0	0	10	0	0	0	1	0
Hourly Average	0.00	0.00	2.50	0.00	0.00	0.00	0.25	0.00
0300 - 0315	0	0	9	0	0	0	0	0
0315 - 0330	0	0	4	0	0	0	0	0
0330 - 0345	0	0	3	0	0	0	0	0
0345 - 0400	0	0	4	0	0	0	0	0
Hourly Total	0	0	20	0	0	0	0	0
Hourly Average	0.00	0.00	5.00	0.00	0.00	0.00	0.00	0.00
0400 - 0415	0	0	1	0	0	0	0	0
0415 - 0430	0	0	1	0	0	0	0	0
0430 - 0445	0	0	3	0	0	0	0	0
0445 - 0500	0	0	5	0	0	0	0	0
Hourly Total	0	0	10	0	0	0	0	0
Hourly Average	0.00	0.00	2.50	0.00	0.00	0.00	0.00	0.00
0500 - 0515	0	0	3	0	0	0	0	0
0515 - 0530	0	0	2	0	1	0	0	0
0530 - 0545	0	0	7	0	0	0	0	0
0545 - 0600	0	0	5	0	0	0	0	0
Hourly Total	0	0	17	0	1	0	0	0
Hourly Average	0.00	0.00	4.25	0.00	0.25	0.00	0.00	0.00
0600 - 0615	0	0	17	0	1	0	0	0
0615 - 0630	0	0	6	0	0	0	0	0
0630 - 0645	0	0	8	0	3	0	0	0
0645 - 0700	0	0	16	0	1	0	0	0
Hourly Total	0	0	47	0	5	0	0	0
Hourly Average	0.00	0.00	11.75	0.00	1.25	0.00	0.00	0.00
0700 - 0715	0	0	15	0	1	0	0	0
0715 - 0730	0	0	15	0	2	0	0	0
0730 - 0745	0	0	16	0	1	0	0	0
0745 - 0800	0	0	17	0	1	0	0	0
Hourly Total	0	0	63	0	5	0	0	0
Hourly Average	0.00	0.00	15.75	0.00	1.25	0.00	0.00	0.00
0800 - 0815	0	0	16	0	6	0	0	0
0815 - 0830	0	0	23	0	4	0	0	0
0830 - 0845	0	0	28	0	7	3	0	0
0845 - 0900	0	0	33	0	7	0	0	0
Hourly Total	0	0	100	0	24	3	0	0
Hourly Average	0.00	0.00	25.00	0.00	6.00	0.75	0.00	0.00
0900 - 0915	0	0	33	0	6	1	0	0
0915 - 0930	0	0	32	0	5	0	0	0
0930 - 0945	0	0	34	0	5	1	0	0
0945 - 1000	0	0	39	0	11	1	0	0
Hourly Total	0	0	138	0	27	3	0	0
Hourly Average	0.00	0.00	34.50	0.00	6.75	0.75	0.00	0.00
1000 - 1015	0	0	37	0	5	0	0	0
1015 - 1030	0	0	42	0	6	2	0	0

1030 - 1045	0	0	39	0	10	0	0	0
1045 - 1100	0	0	51	0	9	0	0	0
Hourly Total	0	0	169	0	30	2	0	0
Hourly Average	0.00	0.00	42.25	0.00	7.50	0.50	0.00	0.00
1100 - 1115	0	0	47	0	5	1	0	0
1115 - 1130	0	0	31	0	5	0	0	0
1130 - 1145	0	0	35	0	4	1	0	0
1145 - 1200	0	0	33	0	7	0	0	0
Hourly Total	0	0	146	0	21	2	0	0
Hourly Average	0.00	0.00	36.50	0.00	5.25	0.50	0.00	0.00
1200 - 1215	0	0	34	0	4	2	0	0
1215 - 1230	0	0	31	0	7	1	1	0
1230 - 1245	0	0	43	0	3	0	0	0
1245 - 1300	0	0	36	0	1	0	0	0
Hourly Total	0	0	144	0	15	3	1	0
Hourly Average	0.00	0.00	36.00	0.00	3.75	0.75	0.25	0.00
1300 - 1315	0	0	37	0	4	0	0	0
1315 - 1330	0	0	41	0	6	0	0	0
1330 - 1345	0	1	40	0	2	1	0	0
1345 - 1400	0	0	43	0	5	1	0	0
Hourly Total	0	1	161	0	17	2	0	0
Hourly Average	0.00	0.25	40.25	0.00	4.25	0.50	0.00	0.00
1400 - 1415	0	0	40	0	3	0	0	0
1415 - 1430	0	0	29	0	5	0	0	0
1430 - 1445	0	0	41	1	8	0	0	1
1445 - 1500	0	0	44	0	5	1	0	0
Hourly Total	0	0	154	1	21	1	0	1
Hourly Average	0.00	0.00	38.50	0.25	5.25	0.25	0.00	0.25
1500 - 1515	0	0	43	0	4	0	0	0
1515 - 1530	0	0	29	0	2	0	0	0
1530 - 1545	0	0	32	0	3	0	0	0
1545 - 1600	0	0	35	0	2	0	0	0
Hourly Total	0	0	139	0	11	0	0	0
Hourly Average	0.00	0.00	34.75	0.00	2.75	0.00	0.00	0.00
1600 - 1615	0	0	39	0	3	0	0	0
1615 - 1630	0	0	33	0	2	0	0	0
1630 - 1645	0	0	27	0	2	0	0	0
1645 - 1700	0	0	31	0	2	0	0	0
Hourly Total	0	0	130	0	9	0	0	0
Hourly Average	0.00	0.00	32.50	0.00	2.25	0.00	0.00	0.00
1700 - 1715	0	0	29	0	6	1	0	0
1715 - 1730	0	0	30	0	2	0	0	0
1730 - 1745	0	0	37	0	5	0	0	0
1745 - 1800	0	0	32	0	2	0	0	0
Hourly Total	0	0	128	0	15	1	0	0
Hourly Average	0.00	0.00	32.00	0.00	3.75	0.25	0.00	0.00
1800 - 1815	0	0	36	0	2	0	0	0
1815 - 1830	0	0	40	0	3	1	0	0
1830 - 1845	0	0	35	0	1	1	0	0
1845 - 1900	0	0	34	0	0	0	0	0
Hourly Total	0	0	145	0	6	2	0	0
Hourly Average	0.00	0.00	36.25	0.00	1.50	0.50	0.00	0.00
1900 - 1915	1	1	40	0	1	0	0	0
1915 - 1930	0	0	38	0	3	0	0	0
1930 - 1945	0	0	34	0	4	0	0	0
1945 - 2000	0	0	25	0	1	0	0	0
Hourly Total	1	1	137	0	9	0	0	0
Hourly Average	0.25	0.25	34.25	0.00	2.25	0.00	0.00	0.00
2000 - 2015	0	0	33	0	2	0	0	0
2015 - 2030	0	0	23	0	2	0	0	0
2030 - 2045	0	0	27	0	1	0	0	0
2045 - 2100	0	0	16	0	0	0	0	0
Hourly Total	0	0	99	0	5	0	0	0
Hourly Average	0.00	0.00	24.75	0.00	1.25	0.00	0.00	0.00
2100 - 2115	0	0	30	0	2	0	1	0
2115 - 2130	0	0	17	0	0	0	0	0
2130 - 2145	0	0	18	0	1	0	0	0
2145 - 2200	0	0	23	0	1	0	0	0
Hourly Total	0	0	88	0	4	0	1	0
Hourly Average	0.00	0.00	22.00	0.00	1.00	0.00	0.25	0.00
2200 - 2215	0	0	30	0	0	0	0	0
2215 - 2230	0	0	17	0	3	0	0	0
2230 - 2245	0	0	17	0	0	0	0	0
2245 - 2300	0	0	12	0	1	0	0	0
Hourly Total	0	0	76	0	4	0	0	0
Hourly Average	0.00	0.00	19.00	0.00	1.00	0.00	0.00	0.00
2300 - 2315	0	0	9	0	0	0	0	0
2315 - 2330	0	0	13	0	0	0	0	0
2330 - 2345	0	0	9	0	0	0	1	0
2345 - 0000	0	0	9	0	0	0	0	0
Hourly Total	0	0	40	0	0	0	1	0
Hourly Average	0.00	0.00	10.00	0.00	0.00	0.00	0.25	0.00

Session Total	1	2	2206	1	230	20	4	1
Session Average	0.01	0.02	22.98	0.01	2.40	0.21	0.04	0.01

Original Data	
TOTAL	PCU TOTAL
3	3.00
4	4.00
2	2.00
2	2.00
11	11.00
2.75	2.75
2	2.00
2	2.00
2	2.00
1	1.00
7	7.00
1.75	1.75
3	4.30
0	0.00
1	2.30
1	2.30
5	8.90
1.25	2.23
2	2.00
1	1.00
1	1.00
2	2.50
6	6.50
1.50	1.63
2	2.00
2	2.00
2	2.00
7	7.00
13	13.00
3.25	3.25
5	5.00
4	4.00
9	9.50
5	5.00
23	23.50
5.75	5.88
15	15.00
5	5.00
8	8.00
12	12.50
40	40.50
10.00	10.13
14	14.00
18	19.30
13	13.00
17	17.00
62	63.30
15.50	15.83
22	22.50
28	28.50
28	28.00
52	52.00
130	131.00
32.50	32.75
28	27.90
28	28.50

40	41.80
42	42.00
138	140.20
34.50	35.05
71	71.00
34	34.50
42	42.00
42	41.40
189	188.90
47.25	47.23
44	43.40
49	49.00
36	36.50
45	45.50
174	174.40
43.50	43.60
56	56.00
43	43.50
38	38.00
45	45.00
182	182.50
45.50	45.63
50	49.40
45	45.00
48	48.50
59	58.80
202	201.70
50.50	50.43
61	61.50
50	50.00
50	50.90
54	54.50
215	216.90
53.75	54.23
52	53.50
54	53.40
47	48.00
50	49.90
203	204.80
50.75	51.20
51	50.40
43	43.00
62	62.50
33	33.00
189	188.90
47.25	47.23
58	58.50
37	36.40
44	44.00
33	33.00
172	171.90
43.00	42.98
53	52.50
46	46.00
39	39.00
31	31.00
169	168.50
42.25	42.13
42	42.00
42	42.10
37	37.00
40	40.00
161	161.10
40.25	40.28
38	38.00
26	26.00
24	24.00
21	21.00
109	109.00
27.25	27.25
26	26.50
24	24.00
23	23.00
23	23.00
96	96.50
24.00	24.13
25	25.00
13	13.00
12	12.00
8	8.00
58	58.00
14.50	14.50
11	11.00

8	8.00
6	6.00
2	2.00
27	27.00
6.75	6.75

2581	2595.00
26.89	27.03

Original Data	
TOTAL	PCU TOTAL
15	15.00
4	4.00
4	4.00
5	5.00
28	28.00
7.00	7.00
10	10.00
5	5.00
1	1.50
3	3.00
19	19.50
4.75	4.88
4	4.00
1	1.00
2	3.30
4	4.00
11	12.30
2.75	3.08
9	9.00
4	4.00
3	3.00
4	4.00
20	20.00
5.00	5.00
1	1.00
1	1.00
3	3.00
5	5.00
10	10.00
2.50	2.50
3	3.00
3	3.00
7	7.00
5	5.00
18	18.00
4.50	4.50
18	18.00
6	6.00
11	11.00
17	17.00
52	52.00
13.00	13.00
16	16.00
17	17.00
17	17.00
18	18.00
68	68.00
17.00	17.00
22	22.00
27	27.00
38	39.50
40	40.00
127	128.50
31.75	32.13
40	40.50
37	37.00
40	40.50
51	51.50
168	169.50
42.00	42.38
42	42.00
50	51.00

49	49.00
60	60.00
201	202.00
50.25	50.50
53	53.50
36	36.00
40	40.50
40	40.00
169	170.00
42.25	42.50
40	41.00
40	41.80
46	46.00
37	37.00
163	165.80
40.75	41.45
41	41.00
47	47.00
44	43.90
49	49.50
181	181.40
45.25	45.35
43	43.00
34	34.00
51	52.00
50	50.50
178	179.50
44.50	44.88
47	47.00
31	31.00
35	35.00
37	37.00
150	150.00
37.50	37.50
42	42.00
35	35.00
29	29.00
33	33.00
139	139.00
34.75	34.75
36	36.50
32	32.00
42	42.00
34	34.00
144	144.50
36.00	36.13
38	38.00
44	44.50
37	37.50
34	34.00
153	154.00
38.25	38.50
43	41.60
41	41.00
38	38.00
26	26.00
148	146.60
37.00	36.65
35	35.00
25	25.00
28	28.00
16	16.00
104	104.00
26.00	26.00
33	34.30
17	17.00
19	19.00
24	24.00
93	94.30
23.25	23.58
30	30.00
20	20.00
17	17.00
13	13.00
80	80.00
20.00	20.00
9	9.00
13	13.00
10	11.30
9	9.00
41	42.30
10.25	10.58

2465	2479.20
25.68	25.83

Immingham, Lincolnshire
Classified Junction Count

Site 8 of 9
Moody Lane
A180 Westgate
Pyewipe Road
Birchin Way
A180

Lat/Long
lat 53.575056° lon -0.096573°

Date
Wednesday 24 April 2019

Weather
Sunny Intervals
Temp: 15°C

0000 - 2400 (Wednesday 24H Session)

TIME	Movement 8.7: Left from A180 Westgate to Birchin Way							
	P/CYCLE	M/CYCLE	CAR	TAXI	LGV	OGV1	OGV2	BUS/COACH
0000 - 0015	0	0	1	0	0	0	0	0
0015 - 0030	0	0	1	0	0	0	0	0
0030 - 0045	0	0	0	0	0	0	0	0
0045 - 0100	0	0	0	0	0	0	0	0
Hourly Total	0	0	2	0	0	0	0	0
Hourly Average	0.00	0.00	0.50	0.00	0.00	0.00	0.00	0.00
0100 - 0115	0	0	1	0	0	0	0	0
0115 - 0130	0	0	0	0	0	0	0	0
0130 - 0145	0	0	0	0	0	0	0	0
0145 - 0200	0	0	0	0	0	0	0	0
Hourly Total	0	0	1	0	0	0	0	0
Hourly Average	0.00	0.00	0.25	0.00	0.00	0.00	0.00	0.00
0200 - 0215	0	0	1	0	0	0	0	0
0215 - 0230	0	0	0	0	0	0	0	0
0230 - 0245	0	0	0	0	0	0	0	0
0245 - 0300	0	0	1	0	0	0	0	0
Hourly Total	0	0	2	0	0	0	0	0
Hourly Average	0.00	0.00	0.50	0.00	0.00	0.00	0.00	0.00
0300 - 0315	0	0	1	0	0	0	0	0
0315 - 0330	0	0	1	0	0	0	0	0
0330 - 0345	0	0	1	0	0	0	0	0
0345 - 0400	0	0	1	0	0	0	0	0
Hourly Total	0	0	4	0	0	0	0	0
Hourly Average	0.00	0.00	1.00	0.00	0.00	0.00	0.00	0.00
0400 - 0415	0	0	1	0	0	0	0	0
0415 - 0430	0	0	2	0	0	0	0	0
0430 - 0445	0	0	2	0	0	0	1	0
0445 - 0500	0	0	3	0	1	0	0	0
Hourly Total	0	0	8	0	1	0	1	0
Hourly Average	0.00	0.00	2.00	0.00	0.25	0.00	0.25	0.00
0500 - 0515	0	0	5	0	1	0	0	0
0515 - 0530	0	0	8	0	1	0	0	0
0530 - 0545	0	0	12	0	1	0	0	0
0545 - 0600	0	0	9	0	1	0	1	0
Hourly Total	0	0	34	0	4	0	1	0
Hourly Average	0.00	0.00	8.50	0.00	1.00	0.00	0.25	0.00
0600 - 0615	0	0	9	0	2	0	0	0
0615 - 0630	0	0	11	0	1	0	1	0
0630 - 0645	0	0	14	0	3	0	0	0
0645 - 0700	0	0	16	0	2	0	1	0
Hourly Total	0	0	50	0	8	0	2	0
Hourly Average	0.00	0.00	12.50	0.00	2.00	0.00	0.50	0.00
0700 - 0715	0	0	18	0	3	0	0	0
0715 - 0730	0	0	22	0	3	1	0	0
0730 - 0745	0	0	22	0	3	0	0	0
0745 - 0800	0	0	23	0	3	0	0	0
Hourly Total	0	0	85	0	12	1	0	0
Hourly Average	0.00	0.00	21.25	0.00	3.00	0.25	0.00	0.00
0800 - 0815	0	0	16	0	4	1	1	0
0815 - 0830	0	0	15	0	3	3	0	0
0830 - 0845	0	0	14	0	4	0	1	0
0845 - 0900	0	0	11	0	9	0	0	0
Hourly Total	0	0	56	0	20	4	2	0
Hourly Average	0.00	0.00	14.00	0.00	5.00	1.00	0.50	0.00
0900 - 0915	0	0	8	0	3	0	0	0
0915 - 0930	0	0	9	0	3	0	0	0

0930 - 0945	0	0	8	0	3	2	1	0
0945 - 1000	0	0	10	0	2	0	0	0
Hourly Total	0	0	35	0	11	2	1	0
Hourly Average	0.00	0.00	8.75	0.00	2.75	0.50	0.25	0.00
1000 - 1015	0	0	10	0	3	0	0	0
1015 - 1030	0	0	9	0	2	0	0	0
1030 - 1045	0	0	9	0	2	2	1	0
1045 - 1100	0	0	10	0	3	0	0	0
Hourly Total	0	0	38	0	10	2	1	0
Hourly Average	0.00	0.00	9.50	0.00	2.50	0.50	0.25	0.00
1100 - 1115	0	0	9	0	2	1	0	0
1115 - 1130	0	0	10	0	2	2	1	0
1130 - 1145	0	0	11	0	3	0	0	0
1145 - 1200	0	0	10	0	4	0	0	0
Hourly Total	0	0	40	0	11	3	1	0
Hourly Average	0.00	0.00	10.00	0.00	2.75	0.75	0.25	0.00
1200 - 1215	0	0	11	0	3	1	0	0
1215 - 1230	0	0	11	0	3	1	0	0
1230 - 1245	0	0	12	0	3	1	0	0
1245 - 1300	0	0	11	0	3	0	1	0
Hourly Total	0	0	45	0	12	3	1	0
Hourly Average	0.00	0.00	11.25	0.00	3.00	0.75	0.25	0.00
1300 - 1315	0	0	12	0	3	1	1	0
1315 - 1330	0	0	11	0	2	1	2	0
1330 - 1345	0	0	12	0	2	1	0	0
1345 - 1400	0	0	12	0	2	0	0	0
Hourly Total	0	0	47	0	9	3	3	0
Hourly Average	0.00	0.00	11.75	0.00	2.25	0.75	0.75	0.00
1400 - 1415	0	0	12	0	2	1	1	0
1415 - 1430	0	0	10	0	3	1	0	0
1430 - 1445	0	0	10	0	3	2	0	0
1445 - 1500	0	0	11	0	3	1	2	0
Hourly Total	0	0	43	0	11	5	3	0
Hourly Average	0.00	0.00	10.75	0.00	2.75	1.25	0.75	0.00
1500 - 1515	0	0	11	0	2	1	1	0
1515 - 1530	0	0	12	0	2	0	1	0
1530 - 1545	0	0	12	0	2	1	0	0
1545 - 1600	0	0	10	0	2	0	0	0
Hourly Total	0	0	45	0	8	2	2	0
Hourly Average	0.00	0.00	11.25	0.00	2.00	0.50	0.50	0.00
1600 - 1615	0	0	12	0	2	0	0	0
1615 - 1630	0	0	12	0	3	0	0	0
1630 - 1645	0	0	13	0	2	1	0	0
1645 - 1700	0	0	12	0	2	0	0	0
Hourly Total	0	0	49	0	9	1	0	0
Hourly Average	0.00	0.00	12.25	0.00	2.25	0.25	0.00	0.00
1700 - 1715	0	0	11	0	1	0	1	0
1715 - 1730	0	0	11	0	1	0	0	0
1730 - 1745	0	0	9	0	1	1	1	0
1745 - 1800	0	0	8	0	1	0	0	0
Hourly Total	0	0	39	0	4	1	2	0
Hourly Average	0.00	0.00	9.75	0.00	1.00	0.25	0.50	0.00
1800 - 1815	0	0	9	0	0	0	0	0
1815 - 1830	0	0	9	0	0	1	0	0
1830 - 1845	0	0	8	0	0	0	0	0
1845 - 1900	0	0	7	0	0	0	0	0
Hourly Total	0	0	33	0	0	1	0	0
Hourly Average	0.00	0.00	8.25	0.00	0.00	0.25	0.00	0.00
1900 - 1915	0	0	8	0	1	0	0	0
1915 - 1930	0	0	7	0	1	0	0	0
1930 - 1945	0	0	6	0	1	0	0	0
1945 - 2000	0	0	6	0	0	0	0	0
Hourly Total	0	0	27	0	3	0	0	0
Hourly Average	0.00	0.00	6.75	0.00	0.75	0.00	0.00	0.00
2000 - 2015	0	0	6	0	0	1	0	0
2015 - 2030	0	0	5	0	0	0	0	0
2030 - 2045	0	0	5	0	1	1	0	0
2045 - 2100	0	0	3	0	0	0	0	0
Hourly Total	0	0	19	0	1	2	0	0
Hourly Average	0.00	0.00	4.75	0.00	0.25	0.50	0.00	0.00
2100 - 2115	0	0	4	0	0	0	0	0
2115 - 2130	0	0	5	0	0	0	0	0
2130 - 2145	0	0	4	0	0	0	0	0
2145 - 2200	0	0	3	0	0	0	0	0
Hourly Total	0	0	16	0	0	0	0	0
Hourly Average	0.00	0.00	4.00	0.00	0.00	0.00	0.00	0.00
2200 - 2215	0	0	4	0	0	0	0	0
2215 - 2230	0	0	3	0	0	0	0	0
2230 - 2245	0	0	2	0	0	0	0	0
2245 - 2300	0	0	2	0	0	0	0	0
Hourly Total	0	0	11	0	0	0	0	0
Hourly Average	0.00	0.00	2.75	0.00	0.00	0.00	0.00	0.00
2300 - 2315	0	0	1	0	0	0	0	0

2315 - 2330	0	0	1	0	0	0	0	0
2330 - 2345	0	0	1	0	0	0	0	0
2345 - 0000	0	0	1	0	0	0	0	0
Hourly Total	0	0	4	0	0	0	0	0
Hourly Average	0.00	0.00	1.00	0.00	0.00	0.00	0.00	0.00

Session Total	0	0	733	0	134	30	20	0
Session Average	0.00	0.00	7.64	0.00	1.40	0.31	0.21	0.00

Date
Thursday 25 April 2019

Weather
Sunny Intervals
Temp: 12°C

0000 - 2400 (Thursday 24H Session)

TIME	Movement 8.7: Left from A180 Westgate to Birchin Way							
	P/CYCLE	M/CYCLE	CAR	TAXI	LGV	OGV1	OGV2	BUS/COACH
0000 - 0015	0	0	4	0	0	0	0	0
0015 - 0030	0	0	8	0	0	0	0	0
0030 - 0045	0	0	5	0	1	0	0	0
0045 - 0100	0	0	2	0	0	0	0	0
Hourly Total	0	0	19	0	1	0	0	0
Hourly Average	0.00	0.00	4.75	0.00	0.25	0.00	0.00	0.00
0100 - 0115	0	0	0	0	0	0	0	0
0115 - 0130	0	0	0	0	1	0	1	0
0130 - 0145	0	0	6	0	0	0	0	0
0145 - 0200	0	0	0	0	0	0	0	0
Hourly Total	0	0	6	0	1	0	1	0
Hourly Average	0.00	0.00	1.50	0.00	0.25	0.00	0.25	0.00
0200 - 0215	0	0	0	0	0	0	0	0
0215 - 0230	0	0	5	0	0	0	0	0
0230 - 0245	0	0	1	0	0	0	0	0
0245 - 0300	0	0	0	0	0	0	0	0
Hourly Total	0	0	6	0	0	0	0	0
Hourly Average	0.00	0.00	1.50	0.00	0.00	0.00	0.00	0.00
0300 - 0315	0	0	4	0	0	0	0	0
0315 - 0330	0	0	2	0	0	0	0	0
0330 - 0345	0	0	4	0	1	0	0	0
0345 - 0400	0	0	4	0	1	0	0	0
Hourly Total	0	0	14	0	2	0	0	0
Hourly Average	0.00	0.00	3.50	0.00	0.50	0.00	0.00	0.00
0400 - 0415	0	0	5	0	0	0	0	0
0415 - 0430	0	0	2	0	0	0	0	0
0430 - 0445	0	0	2	0	0	0	0	0
0445 - 0500	0	0	2	0	0	0	0	0
Hourly Total	0	0	11	0	0	0	0	0
Hourly Average	0.00	0.00	2.75	0.00	0.00	0.00	0.00	0.00
0500 - 0515	0	0	3	0	0	0	0	0
0515 - 0530	0	0	6	0	0	0	0	0
0530 - 0545	0	0	9	0	0	1	1	0
0545 - 0600	0	0	8	0	1	0	0	0
Hourly Total	0	0	26	0	1	1	1	0
Hourly Average	0.00	0.00	6.50	0.00	0.25	0.25	0.25	0.00
0600 - 0615	0	0	7	0	1	0	0	0
0615 - 0630	0	0	8	0	1	0	0	0
0630 - 0645	0	0	11	0	2	0	0	0
0645 - 0700	0	0	13	0	2	0	0	0
Hourly Total	0	0	39	0	6	0	0	0
Hourly Average	0.00	0.00	9.75	0.00	1.50	0.00	0.00	0.00
0700 - 0715	0	0	13	0	2	0	0	0
0715 - 0730	0	0	17	0	3	0	1	0
0730 - 0745	0	0	18	0	2	1	1	0
0745 - 0800	0	0	14	0	3	1	1	0
Hourly Total	0	0	62	0	10	2	3	0
Hourly Average	0.00	0.00	15.50	0.00	2.50	0.50	0.75	0.00
0800 - 0815	0	0	12	0	3	1	2	0
0815 - 0830	0	0	11	0	2	0	2	0
0830 - 0845	0	0	10	0	7	1	0	0
0845 - 0900	0	0	7	0	2	2	0	0
Hourly Total	0	0	40	0	14	4	4	0
Hourly Average	0.00	0.00	10.00	0.00	3.50	1.00	1.00	0.00
0900 - 0915	0	0	7	0	2	2	3	0
0915 - 0930	0	0	8	0	2	0	0	0
0930 - 0945	0	0	7	0	2	0	0	0
0945 - 1000	0	0	8	0	2	2	0	0
Hourly Total	0	0	30	0	8	4	3	0
Hourly Average	0.00	0.00	7.50	0.00	2.00	1.00	0.75	0.00
1000 - 1015	0	0	8	0	1	2	1	0
1015 - 1030	0	0	7	0	2	1	2	0

1030 - 1045	0	0	7	0	2	1	0	0
1045 - 1100	0	0	8	0	2	0	0	0
Hourly Total	0	0	30	0	7	4	3	0
Hourly Average	0.00	0.00	7.50	0.00	1.75	1.00	0.75	0.00
1100 - 1115	0	0	8	0	2	2	1	0
1115 - 1130	0	0	6	0	2	0	1	0
1130 - 1145	0	0	7	0	2	1	1	0
1145 - 1200	0	0	7	0	2	1	0	0
Hourly Total	0	0	28	0	8	4	3	0
Hourly Average	0.00	0.00	7.00	0.00	2.00	1.00	0.75	0.00
1200 - 1215	0	0	8	0	2	2	0	0
1215 - 1230	0	0	7	0	3	2	0	0
1230 - 1245	0	0	9	0	2	0	1	0
1245 - 1300	0	0	9	0	2	2	2	0
Hourly Total	0	0	33	0	9	6	3	0
Hourly Average	0.00	0.00	8.25	0.00	2.25	1.50	0.75	0.00
1300 - 1315	0	0	10	0	2	1	0	0
1315 - 1330	0	0	11	0	2	0	0	0
1330 - 1345	0	0	9	0	1	1	0	0
1345 - 1400	0	0	8	0	2	0	0	0
Hourly Total	0	0	38	0	7	2	0	0
Hourly Average	0.00	0.00	9.50	0.00	1.75	0.50	0.00	0.00
1400 - 1415	0	0	8	0	1	1	0	0
1415 - 1430	0	0	7	0	2	1	1	0
1430 - 1445	0	0	9	0	3	1	0	0
1445 - 1500	0	0	8	0	1	1	0	0
Hourly Total	0	0	32	0	7	4	1	0
Hourly Average	0.00	0.00	8.00	0.00	1.75	1.00	0.25	0.00
1500 - 1515	0	0	10	0	2	1	0	0
1515 - 1530	0	0	9	0	2	0	1	0
1530 - 1545	0	0	8	0	1	0	0	0
1545 - 1600	0	0	8	0	2	0	0	0
Hourly Total	0	0	35	0	7	1	1	0
Hourly Average	0.00	0.00	8.75	0.00	1.75	0.25	0.25	0.00
1600 - 1615	0	0	10	0	2	0	0	0
1615 - 1630	0	0	15	0	1	0	0	0
1630 - 1645	0	0	10	0	1	0	0	0
1645 - 1700	0	0	10	0	1	0	0	0
Hourly Total	0	0	45	0	5	0	0	0
Hourly Average	0.00	0.00	11.25	0.00	1.25	0.00	0.00	0.00
1700 - 1715	0	0	11	0	2	0	0	0
1715 - 1730	0	0	11	0	1	1	0	0
1730 - 1745	0	0	10	0	1	0	0	0
1745 - 1800	0	0	9	0	1	0	1	0
Hourly Total	0	0	41	0	5	1	1	0
Hourly Average	0.00	0.00	10.25	0.00	1.25	0.25	0.25	0.00
1800 - 1815	0	0	9	0	0	1	0	0
1815 - 1830	0	0	7	0	0	0	0	0
1830 - 1845	0	0	6	0	0	0	1	0
1845 - 1900	0	0	5	0	0	0	0	0
Hourly Total	0	0	27	0	0	1	1	0
Hourly Average	0.00	0.00	6.75	0.00	0.00	0.25	0.25	0.00
1900 - 1915	0	0	12	0	1	0	0	0
1915 - 1930	0	0	11	0	0	0	0	0
1930 - 1945	0	0	9	0	1	0	0	0
1945 - 2000	0	0	9	0	0	0	0	0
Hourly Total	0	0	41	0	2	0	0	0
Hourly Average	0.00	0.00	10.25	0.00	0.50	0.00	0.00	0.00
2000 - 2015	0	0	10	0	0	0	0	0
2015 - 2030	0	0	17	0	2	0	0	0
2030 - 2045	0	0	11	0	4	0	0	0
2045 - 2100	0	0	11	0	1	0	0	0
Hourly Total	0	0	49	0	7	0	0	0
Hourly Average	0.00	0.00	12.25	0.00	1.75	0.00	0.00	0.00
2100 - 2115	0	0	8	0	0	0	0	0
2115 - 2130	0	0	8	0	0	0	0	0
2130 - 2145	0	0	7	0	0	0	0	0
2145 - 2200	0	0	6	0	0	0	0	0
Hourly Total	0	0	29	0	0	0	0	0
Hourly Average	0.00	0.00	7.25	0.00	0.00	0.00	0.00	0.00
2200 - 2215	0	0	9	0	0	0	0	0
2215 - 2230	0	0	5	0	0	0	0	0
2230 - 2245	0	0	4	0	0	0	0	0
2245 - 2300	0	0	3	0	0	0	0	0
Hourly Total	0	0	21	0	0	0	0	0
Hourly Average	0.00	0.00	5.25	0.00	0.00	0.00	0.00	0.00
2300 - 2315	0	0	2	0	0	0	0	0
2315 - 2330	0	0	3	0	0	0	1	0
2330 - 2345	0	0	2	0	0	0	0	0
2345 - 0000	0	0	1	0	0	0	0	0
Hourly Total	0	0	8	0	0	0	1	0
Hourly Average	0.00	0.00	2.00	0.00	0.00	0.00	0.25	0.00

Session Total	0	0	710	0	107	34	26	0
Session Average	0.00	0.00	7.40	0.00	1.11	0.35	0.27	0.00

Original Data	
TOTAL	PCU TOTAL
1	1.00
1	1.00
0	0.00
0	0.00
2	2.00
0.50	0.50
1	1.00
0	0.00
0	0.00
0	0.00
1	1.00
0.25	0.25
1	1.00
0	0.00
0	0.00
1	1.00
2	2.00
0.50	0.50
1	1.00
1	1.00
1	1.00
1	1.00
4	4.00
1.00	1.00
1	1.00
2	2.00
3	4.30
4	4.00
10	11.30
2.50	2.83
6	6.00
9	9.00
13	13.00
11	12.30
39	40.30
9.75	10.08
11	11.00
13	14.30
17	17.00
19	20.30
60	62.60
15.00	15.65
21	21.00
26	26.50
25	25.00
26	26.00
98	98.50
24.50	24.63
22	23.80
21	22.50
19	20.30
20	20.00
82	86.60
20.50	21.65
11	11.00
12	12.00

14	16.30
12	12.00
49	51.30
12.25	12.83
13	13.00
11	11.00
14	16.30
13	13.00
51	53.30
12.75	13.33
12	12.50
15	17.30
14	14.00
14	14.00
55	57.80
13.75	14.45
15	15.50
15	15.50
16	16.50
15	16.30
61	63.80
15.25	15.95
17	18.80
16	19.10
15	15.50
14	14.00
62	67.40
15.50	16.85
16	17.80
14	14.50
15	16.00
17	20.10
62	68.40
15.50	17.10
15	16.80
15	16.30
15	15.50
12	12.00
57	60.60
14.25	15.15
14	14.00
15	15.00
16	16.50
14	14.00
59	59.50
14.75	14.88
13	14.30
12	12.00
12	13.80
9	9.00
46	49.10
11.50	12.28
9	9.00
10	10.50
8	8.00
7	7.00
34	34.50
8.50	8.63
9	9.00
8	8.00
7	7.00
6	6.00
30	30.00
7.50	7.50
7	7.50
5	5.00
7	7.50
3	3.00
22	23.00
5.50	5.75
4	4.00
5	5.00
4	4.00
3	3.00
16	16.00
4.00	4.00
4	4.00
3	3.00
2	2.00
2	2.00
11	11.00
2.75	2.75
1	1.00

1	1.00
1	1.00
1	1.00
4	4.00
1.00	1.00

917	958.00
9.55	9.98

Original Data	
TOTAL	PCU TOTAL
4	4.00
8	8.00
6	6.00
2	2.00
20	20.00
5.00	5.00
0	0.00
2	3.30
6	6.00
0	0.00
8	9.30
2.00	2.33
0	0.00
5	5.00
1	1.00
0	0.00
6	6.00
1.50	1.50
4	4.00
2	2.00
5	5.00
5	5.00
16	16.00
4.00	4.00
5	5.00
2	2.00
2	2.00
2	2.00
11	11.00
2.75	2.75
3	3.00
6	6.00
11	12.80
9	9.00
29	30.80
7.25	7.70
8	8.00
9	9.00
13	13.00
15	15.00
45	45.00
11.25	11.25
15	15.00
21	22.30
22	23.80
19	20.80
77	81.90
19.25	20.48
18	21.10
15	17.60
18	18.50
11	12.00
62	69.20
15.50	17.30
14	18.90
10	10.00
9	9.00
12	13.00
45	50.90
11.25	12.73
12	14.30
12	15.10

10	10.50
10	10.00
44	49.90
11.00	12.48
13	15.30
9	10.30
11	12.80
10	10.50
43	48.90
10.75	12.23
12	13.00
12	13.00
12	13.30
15	18.60
51	57.90
12.75	14.48
13	13.50
13	13.00
11	11.50
10	10.00
47	48.00
11.75	12.00
10	10.50
11	12.80
13	13.50
10	10.50
44	47.30
11.00	11.83
13	13.50
12	13.30
9	9.00
10	10.00
44	45.80
11.00	11.45
12	12.00
16	16.00
11	11.00
11	11.00
50	50.00
12.50	12.50
13	13.00
13	13.50
11	11.00
11	12.30
48	49.80
12.00	12.45
10	10.50
7	7.00
7	8.30
5	5.00
29	30.80
7.25	7.70
13	13.00
11	11.00
10	10.00
9	9.00
43	43.00
10.75	10.75
10	10.00
19	19.00
15	15.00
12	12.00
56	56.00
14.00	14.00
8	8.00
8	8.00
7	7.00
6	6.00
29	29.00
7.25	7.25
9	9.00
5	5.00
4	4.00
3	3.00
21	21.00
5.25	5.25
2	2.00
4	5.30
2	2.00
1	1.00
9	10.30
2.25	2.58

877	927.80
9.14	9.66

Immingham, Lincolnshire
Classified Junction Count

Site 8 of 9
Moody Lane
A180 Westgate
Pyewipe Road
Birchin Way
A180

Lat/Long
lat 53.575056° lon -0.096573°

Date
Wednesday 24 April 2019

Weather
Sunny Intervals
Temp: 15°C

0000 - 2400 (Wednesday 24H Session)

TIME	Movement 8.8: Northbound from A180 Westgate to A180							
	P/CYCLE	M/CYCLE	CAR	TAXI	LGV	OGV1	OGV2	BUS/COACH
0000 - 0015	0	0	16	0	0	0	2	0
0015 - 0030	0	0	10	0	2	1	4	0
0030 - 0045	0	0	7	0	0	0	1	0
0045 - 0100	0	0	5	0	3	0	1	0
Hourly Total	0	0	38	0	5	1	8	0
Hourly Average	0.00	0.00	9.50	0.00	1.25	0.25	2.00	0.00
0100 - 0115	0	1	8	0	1	0	1	0
0115 - 0130	0	0	6	0	1	1	1	0
0130 - 0145	0	0	8	0	0	1	2	0
0145 - 0200	0	0	4	0	1	1	0	0
Hourly Total	0	1	26	0	3	3	4	0
Hourly Average	0.00	0.25	6.50	0.00	0.75	0.75	1.00	0.00
0200 - 0215	0	0	6	0	2	1	1	0
0215 - 0230	0	0	7	0	7	2	3	0
0230 - 0245	0	0	8	0	0	0	3	0
0245 - 0300	0	0	11	0	1	0	0	0
Hourly Total	0	0	32	0	10	3	7	0
Hourly Average	0.00	0.00	8.00	0.00	2.50	0.75	1.75	0.00
0300 - 0315	0	0	8	0	1	2	0	0
0315 - 0330	0	0	13	0	3	0	1	0
0330 - 0345	0	0	18	0	1	0	1	0
0345 - 0400	0	0	11	0	1	1	3	0
Hourly Total	0	0	50	0	6	3	5	0
Hourly Average	0.00	0.00	12.50	0.00	1.50	0.75	1.25	0.00
0400 - 0415	0	0	14	0	4	0	1	0
0415 - 0430	0	0	28	0	2	1	2	0
0430 - 0445	0	0	41	0	2	3	5	0
0445 - 0500	0	1	49	0	9	1	4	0
Hourly Total	0	1	132	0	17	5	12	0
Hourly Average	0.00	0.25	33.00	0.00	4.25	1.25	3.00	0.00
0500 - 0515	0	2	81	0	8	1	3	0
0515 - 0530	0	3	133	0	10	3	4	0
0530 - 0545	0	5	209	0	15	1	3	0
0545 - 0600	0	2	153	0	23	1	3	0
Hourly Total	0	12	576	0	56	6	13	0
Hourly Average	0.00	3.00	144.00	0.00	14.00	1.50	3.25	0.00
0600 - 0615	0	3	149	0	26	10	9	1
0615 - 0630	0	4	179	0	25	2	9	2
0630 - 0645	0	3	240	0	46	3	5	2
0645 - 0700	0	3	264	0	33	4	7	0
Hourly Total	0	13	832	0	130	19	30	5
Hourly Average	0.00	3.25	208.00	0.00	32.50	4.75	7.50	1.25
0700 - 0715	0	1	294	1	56	11	8	0
0715 - 0730	0	5	365	0	50	11	5	1
0730 - 0745	0	3	368	0	52	5	10	1
0745 - 0800	0	2	355	0	45	6	6	1
Hourly Total	0	11	1382	1	203	33	29	3
Hourly Average	0.00	2.75	345.50	0.25	50.75	8.25	7.25	0.75
0800 - 0815	0	1	267	0	62	7	8	0
0815 - 0830	0	2	246	0	55	10	13	0
0830 - 0845	0	3	211	0	57	7	12	0
0845 - 0900	0	0	139	0	37	7	9	1
Hourly Total	0	6	863	0	211	31	42	1
Hourly Average	0.00	1.50	215.75	0.00	52.75	7.75	10.50	0.25
0900 - 0915	0	1	120	0	48	10	17	2
0915 - 0930	0	2	140	0	47	11	11	3

0930 - 0945	0	0	97	0	43	9	14	1
0945 - 1000	0	4	136	0	26	7	13	1
Hourly Total	0	7	493	0	164	37	55	7
Hourly Average	0.00	1.75	123.25	0.00	41.00	9.25	13.75	1.75
1000 - 1015	0	0	117	1	40	13	11	0
1015 - 1030	0	0	131	0	41	12	12	0
1030 - 1045	0	0	126	0	28	7	12	0
1045 - 1100	0	0	137	0	46	8	7	1
Hourly Total	0	0	511	1	155	40	42	1
Hourly Average	0.00	0.00	127.75	0.25	38.75	10.00	10.50	0.25
1100 - 1115	0	0	121	0	27	10	12	0
1115 - 1130	0	1	126	0	37	5	10	0
1130 - 1145	0	1	151	0	40	12	7	0
1145 - 1200	0	5	145	0	57	6	9	1
Hourly Total	0	7	543	0	161	33	38	1
Hourly Average	0.00	1.75	135.75	0.00	40.25	8.25	9.50	0.25
1200 - 1215	0	0	148	2	34	12	8	0
1215 - 1230	0	0	150	2	47	8	10	0
1230 - 1245	0	0	172	0	47	8	9	0
1245 - 1300	0	2	146	2	43	8	9	0
Hourly Total	0	2	616	6	171	36	36	0
Hourly Average	0.00	0.50	154.00	1.50	42.75	9.00	9.00	0.00
1300 - 1315	1	3	156	2	58	10	2	0
1315 - 1330	0	0	178	0	38	5	10	0
1330 - 1345	0	2	157	0	36	5	3	0
1345 - 1400	0	0	154	0	40	12	9	0
Hourly Total	1	5	645	2	172	32	24	0
Hourly Average	0.25	1.25	161.25	0.50	43.00	8.00	6.00	0.00
1400 - 1415	0	0	157	2	32	6	9	1
1415 - 1430	0	0	132	0	52	3	9	0
1430 - 1445	0	0	124	2	42	4	11	0
1445 - 1500	0	1	143	1	49	6	5	1
Hourly Total	0	1	556	5	175	19	34	2
Hourly Average	0.00	0.25	139.00	1.25	43.75	4.75	8.50	0.50
1500 - 1515	0	1	152	2	27	4	13	0
1515 - 1530	0	1	166	0	37	2	9	0
1530 - 1545	0	0	165	2	31	3	9	0
1545 - 1600	0	1	140	0	30	3	17	2
Hourly Total	0	3	623	4	125	12	48	2
Hourly Average	0.00	0.75	155.75	1.00	31.25	3.00	12.00	0.50
1600 - 1615	1	0	156	0	34	5	7	0
1615 - 1630	0	0	159	1	26	4	8	0
1630 - 1645	0	0	174	0	20	2	7	0
1645 - 1700	0	2	173	0	27	1	6	3
Hourly Total	1	2	662	1	107	12	28	3
Hourly Average	0.25	0.50	165.50	0.25	26.75	3.00	7.00	0.75
1700 - 1715	0	0	140	0	9	1	4	0
1715 - 1730	0	0	154	0	16	0	5	2
1730 - 1745	0	3	124	0	6	4	9	0
1745 - 1800	0	0	114	0	9	1	5	1
Hourly Total	0	3	532	0	40	6	23	3
Hourly Average	0.00	0.75	133.00	0.00	10.00	1.50	5.75	0.75
1800 - 1815	0	0	111	0	4	4	9	1
1815 - 1830	0	0	111	0	2	0	7	1
1830 - 1845	0	0	108	0	4	1	6	0
1845 - 1900	0	0	92	1	5	2	2	0
Hourly Total	0	0	422	1	15	7	24	2
Hourly Average	0.00	0.00	105.50	0.25	3.75	1.75	6.00	0.50
1900 - 1915	0	0	110	0	11	0	3	0
1915 - 1930	2	0	88	0	8	0	2	0
1930 - 1945	1	1	83	0	10	0	3	0
1945 - 2000	0	2	68	0	3	0	4	0
Hourly Total	3	3	349	0	32	0	12	0
Hourly Average	0.75	0.75	87.25	0.00	8.00	0.00	3.00	0.00
2000 - 2015	0	1	71	0	6	0	1	0
2015 - 2030	0	2	65	0	4	1	2	0
2030 - 2045	0	1	67	0	7	0	1	0
2045 - 2100	1	0	38	0	6	3	2	0
Hourly Total	1	4	241	0	23	4	6	0
Hourly Average	0.25	1.00	60.25	0.00	5.75	1.00	1.50	0.00
2100 - 2115	0	1	49	0	5	0	4	0
2115 - 2130	0	2	64	0	4	1	1	0
2130 - 2145	0	1	48	0	2	2	1	0
2145 - 2200	0	1	30	0	1	0	2	0
Hourly Total	0	5	191	0	12	3	8	0
Hourly Average	0.00	1.25	47.75	0.00	3.00	0.75	2.00	0.00
2200 - 2215	0	0	48	0	3	1	2	0
2215 - 2230	0	0	32	0	2	0	1	0
2230 - 2245	0	0	26	0	1	0	2	0
2245 - 2300	0	0	21	0	1	0	3	0
Hourly Total	0	0	127	0	7	1	8	0
Hourly Average	0.00	0.00	31.75	0.00	1.75	0.25	2.00	0.00
2300 - 2315	0	0	15	0	1	0	3	0

2315 - 2330	0	0	13	0	1	1	1	0
2330 - 2345	0	0	9	0	2	1	2	0
2345 - 0000	0	0	12	0	0	0	1	0
Hourly Total	0	0	49	0	4	2	7	0
Hourly Average	0.00	0.00	12.25	0.00	1.00	0.50	1.75	0.00

Session Total	6	86	10491	21	2004	348	543	30
Session Average	0.06	0.90	109.28	0.22	20.88	3.63	5.66	0.31

Date
Thursday 25 April 2019

Weather
Sunny Intervals
Temp: 12°C

0000 - 2400 (Thursday 24H Session)

TIME	Movement 8.8: Northbound from A180 Westgate to A180							
	P/CYCLE	M/CYCLE	CAR	TAXI	LGV	OGV1	OGV2	BUS/COACH
0000 - 0015	0	0	8	0	1	0	2	0
0015 - 0030	0	0	12	0	0	0	0	0
0030 - 0045	0	0	6	0	0	0	0	0
0045 - 0100	0	1	2	0	0	0	3	0
Hourly Total	0	1	28	0	1	0	5	0
Hourly Average	0.00	0.25	7.00	0.00	0.25	0.00	1.25	0.00
0100 - 0115	0	0	2	0	0	0	1	0
0115 - 0130	0	0	11	0	0	0	4	0
0130 - 0145	0	0	7	0	1	0	0	0
0145 - 0200	0	0	8	0	0	0	0	0
Hourly Total	0	0	28	0	1	0	5	0
Hourly Average	0.00	0.00	7.00	0.00	0.25	0.00	1.25	0.00
0200 - 0215	0	0	11	0	0	0	4	0
0215 - 0230	0	0	6	0	1	2	2	0
0230 - 0245	0	1	6	0	1	0	2	0
0245 - 0300	0	1	6	0	4	0	0	0
Hourly Total	0	2	29	0	6	2	8	0
Hourly Average	0.00	0.50	7.25	0.00	1.50	0.50	2.00	0.00
0300 - 0315	1	0	11	0	1	2	3	0
0315 - 0330	1	0	16	0	2	0	1	0
0330 - 0345	0	0	25	0	1	1	3	0
0345 - 0400	0	0	19	0	1	0	1	0
Hourly Total	2	0	71	0	5	3	8	0
Hourly Average	0.50	0.00	17.75	0.00	1.25	0.75	2.00	0.00
0400 - 0415	0	0	12	0	2	1	1	0
0415 - 0430	0	0	21	0	6	1	5	0
0430 - 0445	0	3	42	0	4	0	10	0
0445 - 0500	2	1	46	0	4	0	2	0
Hourly Total	2	4	121	0	16	2	18	0
Hourly Average	0.50	1.00	30.25	0.00	4.00	0.50	4.50	0.00
0500 - 0515	0	1	72	1	7	1	4	0
0515 - 0530	1	3	125	2	10	4	4	0
0530 - 0545	3	4	177	2	16	0	3	0
0545 - 0600	1	3	158	2	19	1	5	0
Hourly Total	5	11	532	7	52	6	16	0
Hourly Average	1.25	2.75	133.00	1.75	13.00	1.50	4.00	0.00
0600 - 0615	0	2	152	0	24	2	7	0
0615 - 0630	1	3	173	0	30	2	5	1
0630 - 0645	0	1	242	3	52	3	8	1
0645 - 0700	0	5	263	3	50	5	5	0
Hourly Total	1	11	830	6	156	12	25	2
Hourly Average	0.25	2.75	207.50	1.50	39.00	3.00	6.25	0.50
0700 - 0715	1	0	265	0	45	6	6	1
0715 - 0730	1	3	354	2	65	8	12	2
0730 - 0745	0	3	347	3	52	10	4	0
0745 - 0800	1	4	277	1	60	9	7	2
Hourly Total	3	10	1243	6	222	33	29	5
Hourly Average	0.75	2.50	310.75	1.50	55.50	8.25	7.25	1.25
0800 - 0815	0	3	226	3	53	12	12	0
0815 - 0830	0	2	218	3	53	7	10	0
0830 - 0845	0	2	155	0	38	5	11	1
0845 - 0900	0	0	122	3	44	11	11	0
Hourly Total	0	7	721	9	188	35	44	1
Hourly Average	0.00	1.75	180.25	2.25	47.00	8.75	11.00	0.25
0900 - 0915	0	0	119	3	40	8	12	1
0915 - 0930	0	1	129	2	44	11	7	1
0930 - 0945	0	0	109	5	45	12	17	0
0945 - 1000	0	1	115	4	32	12	7	0
Hourly Total	0	2	472	14	161	43	43	2
Hourly Average	0.00	0.50	118.00	3.50	40.25	10.75	10.75	0.50
1000 - 1015	0	0	120	3	36	7	9	0
1015 - 1030	0	0	114	6	36	9	10	0

1030 - 1045	0	0	101	4	32	12	7	0
1045 - 1100	0	3	112	5	41	12	17	1
Hourly Total	0	3	447	18	145	40	43	1
Hourly Average	0.00	0.75	111.75	4.50	36.25	10.00	10.75	0.25
1100 - 1115	0	0	117	3	45	7	10	0
1115 - 1130	0	2	106	4	48	7	13	0
1130 - 1145	0	2	120	5	45	10	9	0
1145 - 1200	0	0	122	4	41	11	14	0
Hourly Total	0	4	465	16	179	35	46	0
Hourly Average	0.00	1.00	116.25	4.00	44.75	8.75	11.50	0.00
1200 - 1215	0	0	142	6	45	11	12	0
1215 - 1230	0	4	126	1	55	16	8	0
1230 - 1245	0	0	141	5	42	17	12	0
1245 - 1300	2	0	155	1	44	11	12	0
Hourly Total	2	4	564	13	186	55	44	0
Hourly Average	0.50	1.00	141.00	3.25	46.50	13.75	11.00	0.00
1300 - 1315	0	4	167	8	44	9	6	0
1315 - 1330	0	1	186	5	44	11	6	0
1330 - 1345	1	0	152	8	48	8	8	0
1345 - 1400	0	3	136	3	47	7	10	0
Hourly Total	1	8	641	24	183	35	30	0
Hourly Average	0.25	2.00	160.25	6.00	45.75	8.75	7.50	0.00
1400 - 1415	0	2	136	2	31	5	14	0
1415 - 1430	0	1	131	2	36	8	14	1
1430 - 1445	0	1	145	2	52	6	11	3
1445 - 1500	0	0	141	7	36	3	11	0
Hourly Total	0	4	553	13	155	22	50	4
Hourly Average	0.00	1.00	138.25	3.25	38.75	5.50	12.50	1.00
1500 - 1515	0	0	168	3	44	10	12	1
1515 - 1530	0	0	156	5	51	3	11	0
1530 - 1545	0	1	150	2	32	8	13	0
1545 - 1600	0	1	143	1	46	8	10	1
Hourly Total	0	2	617	11	173	29	46	2
Hourly Average	0.00	0.50	154.25	2.75	43.25	7.25	11.50	0.50
1600 - 1615	0	2	193	2	50	5	8	0
1615 - 1630	0	0	183	0	28	3	7	0
1630 - 1645	0	2	203	4	30	4	2	1
1645 - 1700	0	1	197	0	39	3	12	2
Hourly Total	0	5	776	6	147	15	29	3
Hourly Average	0.00	1.25	194.00	1.50	36.75	3.75	7.25	0.75
1700 - 1715	0	4	232	0	35	4	2	2
1715 - 1730	0	2	224	1	24	3	4	1
1730 - 1745	0	1	200	5	17	0	6	0
1745 - 1800	0	0	182	1	19	1	1	1
Hourly Total	0	7	838	7	95	8	13	4
Hourly Average	0.00	1.75	209.50	1.75	23.75	2.00	3.25	1.00
1800 - 1815	0	1	182	2	15	2	2	0
1815 - 1830	0	0	126	3	16	4	6	1
1830 - 1845	0	0	122	4	7	0	7	0
1845 - 1900	0	1	99	2	7	0	6	0
Hourly Total	0	2	529	11	45	6	21	1
Hourly Average	0.00	0.50	132.25	2.75	11.25	1.50	5.25	0.25
1900 - 1915	0	0	88	4	10	1	6	0
1915 - 1930	0	0	87	0	7	1	3	0
1930 - 1945	0	0	67	1	8	0	3	1
1945 - 2000	2	1	74	2	6	0	2	0
Hourly Total	2	1	316	7	31	2	14	1
Hourly Average	0.50	0.25	79.00	1.75	7.75	0.50	3.50	0.25
2000 - 2015	0	0	76	0	6	0	4	0
2015 - 2030	0	2	58	0	3	2	3	0
2030 - 2045	0	0	63	0	1	1	2	0
2045 - 2100	0	1	36	2	3	0	3	0
Hourly Total	0	3	233	2	13	3	12	0
Hourly Average	0.00	0.75	58.25	0.50	3.25	0.75	3.00	0.00
2100 - 2115	0	1	63	0	8	0	3	0
2115 - 2130	0	1	75	0	2	0	3	0
2130 - 2145	0	1	62	0	3	1	2	0
2145 - 2200	0	0	52	0	2	1	1	0
Hourly Total	0	3	252	0	15	2	9	0
Hourly Average	0.00	0.75	63.00	0.00	3.75	0.50	2.25	0.00
2200 - 2215	0	0	43	1	4	0	4	0
2215 - 2230	0	1	37	1	1	0	1	0
2230 - 2245	0	0	27	1	4	1	2	0
2245 - 2300	0	0	21	0	0	0	0	0
Hourly Total	0	1	128	3	9	1	7	0
Hourly Average	0.00	0.25	32.00	0.75	2.25	0.25	1.75	0.00
2300 - 2315	0	0	20	1	3	2	0	0
2315 - 2330	0	0	23	1	2	0	4	0
2330 - 2345	0	0	20	0	0	1	3	0
2345 - 0000	0	0	10	0	1	1	1	0
Hourly Total	0	0	73	2	6	4	8	0
Hourly Average	0.00	0.00	18.25	0.50	1.50	1.00	2.00	0.00

Session Total	18	95	10507	175	2190	393	573	26
Session Average	0.19	0.99	109.45	1.82	22.81	4.09	5.97	0.27

Original Data	
TOTAL	PCU TOTAL
18	20.60
17	22.70
8	9.30
9	10.30
52	62.90
13.00	15.73
11	11.70
9	10.80
11	14.10
6	6.50
37	43.10
9.25	10.78
10	11.80
19	23.90
11	14.90
12	12.00
52	62.60
13.00	15.65
11	12.00
17	18.30
20	21.30
16	20.40
64	72.00
16.00	18.00
19	20.30
33	36.10
51	59.00
64	69.10
167	184.50
41.75	46.13
95	98.20
153	157.90
233	234.40
182	185.20
663	675.70
165.75	168.93
198	213.90
221	233.30
299	307.20
311	320.30
1029	1074.70
257.25	268.68
371	386.30
437	447.00
439	453.70
415	425.60
1662	1712.60
415.50	428.15
345	358.30
326	346.70
290	307.30
193	209.20
1154	1221.50
288.50	305.38
198	226.50
214	235.60

164	187.70
187	206.00
763	855.80
190.75	213.95
182	202.80
196	217.60
173	192.10
199	213.10
750	825.60
187.50	206.40
170	190.60
179	193.90
211	225.50
223	235.70
783	845.70
195.75	211.43
204	220.40
217	234.00
236	251.70
210	224.50
867	930.60
216.75	232.65
232	237.00
231	246.50
203	208.20
215	232.70
881	924.40
220.25	231.10
207	222.70
196	209.20
183	199.30
206	215.90
792	847.10
198.00	211.78
199	217.30
215	227.10
210	223.20
193	218.00
817	885.60
204.25	221.40
203	213.80
198	210.40
203	213.10
212	222.10
816	859.40
204.00	214.85
154	159.70
177	185.50
146	157.90
130	138.00
607	641.10
151.75	160.28
129	143.70
121	131.10
119	127.30
102	105.60
471	507.70
117.75	126.93
124	127.90
100	101.00
98	100.50
77	81.00
399	410.40
99.75	102.60
79	79.70
74	75.90
76	76.70
50	53.30
279	285.60
69.75	71.40
59	63.60
72	72.60
54	55.70
34	36.00
219	227.90
54.75	56.98
54	57.10
35	36.30
29	31.60
25	28.90
143	153.90
35.75	38.48
19	22.90

16	17.80
14	17.10
13	14.30
62	72.10
15.50	18.03

13529	14382.50
140.93	149.82

Original Data	
TOTAL	PCU TOTAL
11	13.60
12	12.00
6	6.00
6	9.30
35	40.90
8.75	10.23
3	4.30
15	20.20
8	8.00
8	8.00
34	40.50
8.50	10.13
15	20.20
11	14.60
10	12.00
11	10.40
47	57.20
11.75	14.30
18	22.10
20	20.50
30	34.40
21	22.30
89	99.30
22.25	24.83
16	17.80
33	40.00
59	70.20
55	55.40
163	183.40
40.75	45.85
86	91.10
149	153.60
205	204.10
189	193.40
629	642.20
157.25	160.55
187	195.90
215	220.90
310	322.30
331	337.00
1043	1076.10
260.75	269.03
324	335.00
447	466.00
419	427.40
361	373.40
1551	1601.80
387.75	400.45
309	328.80
293	308.30
212	228.60
191	210.80
1005	1076.50
251.25	269.13
183	203.60
195	210.00
188	216.10
171	185.50
737	815.20
184.25	203.80
175	190.20
175	192.50

156	171.10
191	218.30
697	772.10
174.25	193.03
182	198.50
180	199.20
191	206.50
192	215.70
745	819.90
186.25	204.98
216	237.10
210	226.00
217	241.10
225	244.50
868	948.70
217.00	237.18
238	247.90
253	265.70
225	238.60
206	220.70
922	972.90
230.50	243.23
190	209.50
193	215.60
220	239.70
198	213.80
801	878.60
200.25	219.65
238	259.60
226	241.80
206	226.30
210	227.40
880	955.10
220.00	238.78
260	271.70
221	231.60
246	250.40
254	272.50
981	1026.20
245.25	256.55
279	283.20
259	265.50
229	236.20
205	207.80
972	992.70
243.00	248.18
204	207.00
156	166.80
140	149.10
115	122.20
615	645.10
153.75	161.28
109	117.30
98	102.40
80	84.90
87	87.40
374	392.00
93.50	98.00
86	91.20
68	71.70
67	70.10
45	48.30
266	281.30
66.50	70.33
75	78.30
81	84.30
69	71.50
56	57.80
281	291.90
70.25	72.98
52	57.20
41	41.70
35	38.10
21	21.00
149	158.00
37.25	39.50
26	27.00
30	35.20
24	28.40
13	14.80
93	105.40
23.25	26.35

13977	14873.00
145.59	154.93

Immingham, Lincolnshire
Classified Junction Count

Site 8 of 9
Moody Lane
A180 Westgate
Pyewipe Road
Birchin Way
A180

Lat/Long
lat 53.575056° lon -0.096573°

Date
Wednesday 24 April 2019

Weather
Sunny Intervals
Temp: 15°C

0000 - 2400 (Wednesday 24H Session)

Movement 8.9: Right from A180 Westgate to Moody Lane								
TIME	P/CYCLE	M/CYCLE	CAR	TAXI	LGV	OGV1	OGV2	BUS/COACH
0000 - 0015	0	0	2	0	0	0	0	0
0015 - 0030	0	0	1	0	0	0	0	0
0030 - 0045	0	0	1	0	0	0	0	0
0045 - 0100	0	0	1	0	0	0	0	0
Hourly Total	0	0	5	0	0	0	0	0
Hourly Average	0.00	0.00	1.25	0.00	0.00	0.00	0.00	0.00
0100 - 0115	0	0	1	0	0	0	0	0
0115 - 0130	0	0	1	0	0	0	0	0
0130 - 0145	0	0	1	0	0	0	1	0
0145 - 0200	0	0	1	0	0	0	0	0
Hourly Total	0	0	4	0	0	0	1	0
Hourly Average	0.00	0.00	1.00	0.00	0.00	0.00	0.25	0.00
0200 - 0215	0	0	1	0	0	0	0	0
0215 - 0230	0	0	1	0	1	0	0	0
0230 - 0245	0	0	1	0	0	0	0	0
0245 - 0300	0	0	1	0	0	0	0	0
Hourly Total	0	0	4	0	1	0	0	0
Hourly Average	0.00	0.00	1.00	0.00	0.25	0.00	0.00	0.00
0300 - 0315	0	0	1	0	0	0	0	0
0315 - 0330	0	0	1	0	0	0	0	0
0330 - 0345	0	0	2	0	0	0	0	0
0345 - 0400	0	0	1	0	0	0	0	0
Hourly Total	0	0	5	0	0	0	0	0
Hourly Average	0.00	0.00	1.25	0.00	0.00	0.00	0.00	0.00
0400 - 0415	0	0	2	0	0	0	0	0
0415 - 0430	0	0	3	0	0	0	0	0
0430 - 0445	0	0	4	0	0	0	0	0
0445 - 0500	0	0	6	0	1	0	0	0
Hourly Total	0	0	15	0	1	0	0	0
Hourly Average	0.00	0.00	3.75	0.00	0.25	0.00	0.00	0.00
0500 - 0515	0	0	9	0	1	0	0	0
0515 - 0530	0	0	14	0	1	0	0	0
0530 - 0545	0	0	22	0	2	0	0	0
0545 - 0600	0	0	17	0	2	0	1	0
Hourly Total	0	0	62	0	6	0	1	0
Hourly Average	0.00	0.00	15.50	0.00	1.50	0.00	0.25	0.00
0600 - 0615	0	0	17	0	3	0	0	0
0615 - 0630	0	0	20	0	3	0	2	0
0630 - 0645	0	0	26	0	5	2	1	0
0645 - 0700	0	0	28	0	4	0	1	0
Hourly Total	0	0	91	0	15	2	4	0
Hourly Average	0.00	0.00	22.75	0.00	3.75	0.50	1.00	0.00
0700 - 0715	0	0	32	0	6	0	0	0
0715 - 0730	0	0	40	0	6	1	1	0
0730 - 0745	0	0	39	0	5	1	0	0
0745 - 0800	0	0	39	0	5	1	0	0
Hourly Total	0	0	150	0	22	3	1	0
Hourly Average	0.00	0.00	37.50	0.00	5.50	0.75	0.25	0.00
0800 - 0815	0	0	30	0	7	0	2	0
0815 - 0830	0	0	28	0	6	1	0	0
0830 - 0845	0	0	24	0	6	1	0	0
0845 - 0900	0	0	20	0	3	1	0	0
Hourly Total	0	0	102	0	22	3	2	0
Hourly Average	0.00	0.00	25.50	0.00	5.50	0.75	0.50	0.00
0900 - 0915	0	0	15	0	5	3	1	0
0915 - 0930	0	0	17	0	5	4	2	0

0930 - 0945	0	0	13	0	5	7	1	0
0945 - 1000	0	0	17	0	4	1	0	0
Hourly Total	0	0	62	0	19	15	4	0
Hourly Average	0.00	0.00	15.50	0.00	4.75	3.75	1.00	0.00
1000 - 1015	0	0	18	0	6	1	2	0
1015 - 1030	0	0	17	0	4	2	0	0
1030 - 1045	0	0	17	0	3	1	0	0
1045 - 1100	0	0	18	0	6	2	2	1
Hourly Total	0	0	70	0	19	6	4	1
Hourly Average	0.00	0.00	17.50	0.00	4.75	1.50	1.00	0.25
1100 - 1115	0	0	17	0	3	0	1	0
1115 - 1130	0	0	18	0	4	2	0	0
1130 - 1145	0	0	19	0	5	1	1	0
1145 - 1200	0	0	19	0	7	1	0	0
Hourly Total	0	0	73	0	19	4	2	0
Hourly Average	0.00	0.00	18.25	0.00	4.75	1.00	0.50	0.00
1200 - 1215	0	0	20	0	5	1	2	1
1215 - 1230	0	0	19	0	5	0	2	0
1230 - 1245	0	0	22	0	5	0	1	0
1245 - 1300	0	0	19	0	5	2	0	0
Hourly Total	0	0	80	0	20	3	5	1
Hourly Average	0.00	0.00	20.00	0.00	5.00	0.75	1.25	0.25
1300 - 1315	0	0	21	0	6	2	1	0
1315 - 1330	0	0	22	0	4	6	0	0
1330 - 1345	0	0	21	0	4	2	2	0
1345 - 1400	0	0	22	0	4	2	3	0
Hourly Total	0	0	86	0	18	12	6	0
Hourly Average	0.00	0.00	21.50	0.00	4.50	3.00	1.50	0.00
1400 - 1415	0	0	22	0	4	0	1	0
1415 - 1430	0	0	18	0	6	1	0	1
1430 - 1445	0	0	17	0	5	1	1	0
1445 - 1500	0	0	19	0	5	1	2	1
Hourly Total	0	0	76	0	20	3	4	2
Hourly Average	0.00	0.00	19.00	0.00	5.00	0.75	1.00	0.50
1500 - 1515	0	0	20	0	4	1	1	0
1515 - 1530	0	0	22	0	4	0	2	0
1530 - 1545	0	0	21	0	3	1	1	0
1545 - 1600	0	0	19	0	3	0	1	0
Hourly Total	0	0	82	0	14	2	5	0
Hourly Average	0.00	0.00	20.50	0.00	3.50	0.50	1.25	0.00
1600 - 1615	0	0	21	0	4	0	0	0
1615 - 1630	0	0	21	0	3	0	0	0
1630 - 1645	0	0	23	0	3	1	0	0
1645 - 1700	0	0	21	0	3	1	0	0
Hourly Total	0	0	86	0	13	2	0	0
Hourly Average	0.00	0.00	21.50	0.00	3.25	0.50	0.00	0.00
1700 - 1715	0	0	19	0	2	0	0	0
1715 - 1730	0	0	19	0	2	0	0	0
1730 - 1745	0	0	17	0	1	0	0	0
1745 - 1800	0	0	15	0	1	0	0	0
Hourly Total	0	0	70	0	6	0	0	0
Hourly Average	0.00	0.00	17.50	0.00	1.50	0.00	0.00	0.00
1800 - 1815	0	0	16	0	1	0	0	0
1815 - 1830	0	0	16	0	1	0	0	0
1830 - 1845	0	0	15	0	1	0	0	0
1845 - 1900	0	0	12	0	1	0	0	0
Hourly Total	0	0	59	0	4	0	0	0
Hourly Average	0.00	0.00	14.75	0.00	1.00	0.00	0.00	0.00
1900 - 1915	0	0	15	0	1	1	0	0
1915 - 1930	0	0	13	0	1	0	0	0
1930 - 1945	0	0	12	0	1	0	0	0
1945 - 2000	0	0	11	0	1	0	0	0
Hourly Total	0	0	51	0	4	1	0	0
Hourly Average	0.00	0.00	12.75	0.00	1.00	0.25	0.00	0.00
2000 - 2015	0	0	11	0	1	0	0	0
2015 - 2030	0	0	9	0	0	0	0	0
2030 - 2045	0	0	9	0	1	0	0	0
2045 - 2100	0	0	6	0	1	1	1	0
Hourly Total	0	0	35	0	3	1	1	0
Hourly Average	0.00	0.00	8.75	0.00	0.75	0.25	0.25	0.00
2100 - 2115	0	0	7	0	0	0	0	0
2115 - 2130	0	0	9	0	0	0	0	0
2130 - 2145	0	0	7	0	0	0	0	0
2145 - 2200	0	0	5	0	0	0	0	0
Hourly Total	0	0	28	0	0	0	0	0
Hourly Average	0.00	0.00	7.00	0.00	0.00	0.00	0.00	0.00
2200 - 2215	0	0	8	0	0	0	0	0
2215 - 2230	0	0	4	0	0	0	0	0
2230 - 2245	0	0	4	0	0	0	0	0
2245 - 2300	0	0	3	0	0	0	0	0
Hourly Total	0	0	19	0	0	0	0	0
Hourly Average	0.00	0.00	4.75	0.00	0.00	0.00	0.00	0.00
2300 - 2315	0	0	3	0	0	0	1	0

2315 - 2330	0	0	2	0	0	0	0	0
2330 - 2345	0	0	2	0	0	0	0	0
2345 - 0000	0	0	1	0	0	0	0	0
Hourly Total	0	0	8	0	0	0	1	0
Hourly Average	0.00	0.00	2.00	0.00	0.00	0.00	0.25	0.00

Session Total	0	0	1323	0	226	57	41	4
Session Average	0.00	0.00	13.78	0.00	2.35	0.59	0.43	0.04

Date
Thursday 25 April 2019

Weather
Sunny Intervals
Temp: 12°C

0000 - 2400 (Thursday 24H Session)

TIME	Movement 8.9: Right from A180 Westgate to Moody Lane							
	P/CYCLE	M/CYCLE	CAR	TAXI	LGV	OGV1	OGV2	BUS/COACH
0000 - 0015	0	0	0	0	0	0	0	0
0015 - 0030	0	0	1	0	0	0	1	0
0030 - 0045	0	0	1	0	0	0	0	0
0045 - 0100	0	0	0	0	0	0	0	0
Hourly Total	0	0	2	0	0	0	1	0
Hourly Average	0.00	0.00	0.50	0.00	0.00	0.00	0.25	0.00
0100 - 0115	0	0	1	0	0	0	0	0
0115 - 0130	0	0	2	0	0	0	1	0
0130 - 0145	0	0	0	0	0	1	0	0
0145 - 0200	0	0	1	0	0	0	1	0
Hourly Total	0	0	4	0	0	1	2	0
Hourly Average	0.00	0.00	1.00	0.00	0.00	0.25	0.50	0.00
0200 - 0215	0	0	1	0	0	0	0	0
0215 - 0230	0	0	1	0	0	0	0	0
0230 - 0245	0	0	0	0	0	0	0	0
0245 - 0300	0	0	0	0	0	0	1	0
Hourly Total	0	0	2	0	0	0	1	0
Hourly Average	0.00	0.00	0.50	0.00	0.00	0.00	0.25	0.00
0300 - 0315	0	0	1	0	0	0	0	0
0315 - 0330	0	0	0	0	0	0	0	0
0330 - 0345	0	0	3	0	0	0	0	0
0345 - 0400	0	0	2	0	0	0	1	0
Hourly Total	0	0	6	0	0	0	1	0
Hourly Average	0.00	0.00	1.50	0.00	0.00	0.00	0.25	0.00
0400 - 0415	0	0	0	0	0	0	0	0
0415 - 0430	0	0	1	0	0	0	0	0
0430 - 0445	0	0	8	0	0	1	0	0
0445 - 0500	0	0	9	0	0	0	0	0
Hourly Total	0	0	18	0	0	1	0	0
Hourly Average	0.00	0.00	4.50	0.00	0.00	0.25	0.00	0.00
0500 - 0515	0	0	13	0	1	0	0	0
0515 - 0530	0	0	23	0	2	0	0	0
0530 - 0545	0	0	33	0	2	0	0	0
0545 - 0600	0	0	30	0	3	0	1	0
Hourly Total	0	0	99	0	8	0	1	0
Hourly Average	0.00	0.00	24.75	0.00	2.00	0.00	0.25	0.00
0600 - 0615	0	1	22	0	2	0	0	0
0615 - 0630	0	1	24	0	3	0	1	0
0630 - 0645	0	0	35	0	2	2	0	0
0645 - 0700	0	0	32	0	2	0	0	0
Hourly Total	0	2	113	0	9	2	1	0
Hourly Average	0.00	0.50	28.25	0.00	2.25	0.50	0.25	0.00
0700 - 0715	0	0	36	0	6	1	2	0
0715 - 0730	0	0	50	0	2	0	1	0
0730 - 0745	0	0	67	0	9	1	0	0
0745 - 0800	0	0	54	0	11	2	0	0
Hourly Total	0	0	207	0	28	4	3	0
Hourly Average	0.00	0.00	51.75	0.00	7.00	1.00	0.75	0.00
0800 - 0815	0	0	45	0	11	1	1	0
0815 - 0830	0	0	44	0	10	1	2	0
0830 - 0845	0	0	35	0	7	1	0	0
0845 - 0900	0	0	28	0	9	2	0	0
Hourly Total	0	0	152	0	37	5	3	0
Hourly Average	0.00	0.00	38.00	0.00	9.25	1.25	0.75	0.00
0900 - 0915	0	0	27	0	8	1	0	1
0915 - 0930	0	0	30	0	9	2	2	0
0930 - 0945	0	0	26	1	9	1	1	0
0945 - 1000	0	0	28	0	8	3	0	0
Hourly Total	0	0	111	1	34	7	3	1
Hourly Average	0.00	0.00	27.75	0.25	8.50	1.75	0.75	0.25
1000 - 1015	0	0	29	0	7	3	0	0
1015 - 1030	0	0	28	0	8	4	0	1

1030 - 1045	0	0	25	0	8	0	0	0
1045 - 1100	0	0	30	0	9	0	0	0
Hourly Total	0	0	112	0	32	7	0	1
Hourly Average	0.00	0.00	28.00	0.00	8.00	1.75	0.00	0.25
1100 - 1115	0	0	30	0	9	1	0	0
1115 - 1130	0	0	25	0	9	2	2	0
1130 - 1145	0	0	28	0	9	1	0	0
1145 - 1200	0	0	28	0	8	0	0	0
Hourly Total	0	0	111	0	35	4	2	0
Hourly Average	0.00	0.00	27.75	0.00	8.75	1.00	0.50	0.00
1200 - 1215	0	0	32	1	8	0	0	0
1215 - 1230	0	0	29	0	11	1	1	0
1230 - 1245	0	0	33	0	8	0	1	0
1245 - 1300	0	0	35	0	8	1	0	0
Hourly Total	0	0	129	1	35	2	2	0
Hourly Average	0.00	0.00	32.25	0.25	8.75	0.50	0.50	0.00
1300 - 1315	0	0	37	1	8	1	1	0
1315 - 1330	0	0	42	0	9	0	1	0
1330 - 1345	0	0	35	1	9	1	0	0
1345 - 1400	0	0	32	0	9	4	0	0
Hourly Total	0	0	146	2	35	6	2	0
Hourly Average	0.00	0.00	36.50	0.50	8.75	1.50	0.50	0.00
1400 - 1415	0	0	32	0	6	6	0	0
1415 - 1430	0	0	29	0	7	2	1	0
1430 - 1445	0	0	34	0	11	2	0	0
1445 - 1500	0	0	33	1	7	1	0	0
Hourly Total	0	0	128	1	31	11	1	0
Hourly Average	0.00	0.00	32.00	0.25	7.75	2.75	0.25	0.00
1500 - 1515	0	0	39	0	8	0	0	0
1515 - 1530	0	0	34	0	9	4	0	0
1530 - 1545	0	0	33	0	6	0	1	0
1545 - 1600	0	0	32	0	8	0	0	0
Hourly Total	0	0	138	0	31	4	1	0
Hourly Average	0.00	0.00	34.50	0.00	7.75	1.00	0.25	0.00
1600 - 1615	0	0	13	0	2	0	0	0
1615 - 1630	0	0	12	0	4	0	0	0
1630 - 1645	0	0	13	0	1	0	3	0
1645 - 1700	0	0	12	0	2	0	0	0
Hourly Total	0	0	50	0	9	0	3	0
Hourly Average	0.00	0.00	12.50	0.00	2.25	0.00	0.75	0.00
1700 - 1715	0	0	14	0	2	0	0	0
1715 - 1730	0	0	14	0	1	0	0	0
1730 - 1745	0	0	13	0	1	0	0	0
1745 - 1800	0	0	12	0	1	0	0	0
Hourly Total	0	0	53	0	5	0	0	0
Hourly Average	0.00	0.00	13.25	0.00	1.25	0.00	0.00	0.00
1800 - 1815	0	0	12	0	0	0	0	0
1815 - 1830	0	0	9	0	1	0	0	0
1830 - 1845	0	0	8	0	0	0	0	0
1845 - 1900	0	0	7	0	0	0	0	0
Hourly Total	0	0	36	0	1	0	0	0
Hourly Average	0.00	0.00	9.00	0.00	0.25	0.00	0.00	0.00
1900 - 1915	0	0	7	0	0	1	0	0
1915 - 1930	0	0	7	0	0	0	1	0
1930 - 1945	0	0	6	0	0	0	0	0
1945 - 2000	0	0	5	0	0	1	0	0
Hourly Total	0	0	25	0	0	2	1	0
Hourly Average	0.00	0.00	6.25	0.00	0.00	0.50	0.25	0.00
2000 - 2015	0	0	4	0	0	0	0	0
2015 - 2030	0	0	2	0	0	1	1	0
2030 - 2045	0	0	1	0	0	0	0	0
2045 - 2100	0	0	7	0	1	0	0	0
Hourly Total	0	0	14	0	1	1	1	0
Hourly Average	0.00	0.00	3.50	0.00	0.25	0.25	0.25	0.00
2100 - 2115	0	0	5	0	0	0	0	0
2115 - 2130	0	0	5	0	0	0	0	0
2130 - 2145	0	0	4	0	0	0	0	0
2145 - 2200	0	0	4	0	0	0	0	0
Hourly Total	0	0	18	0	0	0	0	0
Hourly Average	0.00	0.00	4.50	0.00	0.00	0.00	0.00	0.00
2200 - 2215	0	0	2	0	0	0	0	0
2215 - 2230	0	0	3	0	0	0	1	0
2230 - 2245	0	0	2	0	0	0	0	0
2245 - 2300	0	0	2	0	0	0	1	0
Hourly Total	0	0	9	0	0	0	2	0
Hourly Average	0.00	0.00	2.25	0.00	0.00	0.00	0.50	0.00
2300 - 2315	0	0	1	0	0	0	0	0
2315 - 2330	0	0	2	0	0	0	0	0
2330 - 2345	0	0	1	0	0	0	0	0
2345 - 0000	0	0	1	0	0	0	0	0
Hourly Total	0	0	5	0	0	0	0	0
Hourly Average	0.00	0.00	1.25	0.00	0.00	0.00	0.00	0.00

Session Total	0	2	1688	5	331	57	31	2
Session Average	0.00	0.02	17.58	0.05	3.45	0.59	0.32	0.02

Original Data	
TOTAL	PCU TOTAL
2	2.00
1	1.00
1	1.00
1	1.00
5	5.00
1.25	1.25
1	1.00
1	1.00
2	3.30
1	1.00
5	6.30
1.25	1.58
1	1.00
2	2.00
1	1.00
1	1.00
5	5.00
1.25	1.25
1	1.00
1	1.00
2	2.00
1	1.00
5	5.00
1.25	1.25
2	2.00
3	3.00
4	4.00
7	7.00
16	16.00
4.00	4.00
10	10.00
15	15.00
24	24.00
20	21.30
69	70.30
17.25	17.58
20	20.00
25	27.60
34	36.30
33	34.30
112	118.20
28.00	29.55
38	38.00
48	49.80
45	45.50
45	45.50
176	178.80
44.00	44.70
39	41.60
35	35.50
31	31.50
24	24.50
129	133.10
32.25	33.28
24	26.80
28	32.60

26	30.80
22	22.50
100	112.70
25.00	28.18
27	30.10
23	24.00
21	21.50
29	33.60
100	109.20
25.00	27.30
21	22.30
24	25.00
26	27.80
27	27.50
98	102.60
24.50	25.65
29	33.10
26	28.60
28	29.30
26	27.00
109	118.00
27.25	29.50
30	32.30
32	35.00
29	32.60
31	35.90
122	135.80
30.50	33.95
27	28.30
26	27.50
24	25.80
28	32.10
105	113.70
26.25	28.43
26	27.80
28	30.60
26	27.80
23	24.30
103	110.50
25.75	27.63
25	25.00
24	24.00
27	27.50
25	25.50
101	102.00
25.25	25.50
21	21.00
21	21.00
18	18.00
16	16.00
76	76.00
19.00	19.00
17	17.00
17	17.00
16	16.00
13	13.00
63	63.00
15.75	15.75
17	17.50
14	14.00
13	13.00
12	12.00
56	56.50
14.00	14.13
12	12.00
9	9.00
10	10.00
9	10.80
40	41.80
10.00	10.45
7	7.00
9	9.00
7	7.00
5	5.00
28	28.00
7.00	7.00
8	8.00
4	4.00
4	4.00
3	3.00
19	19.00
4.75	4.75
4	5.30

2	2.00
2	2.00
1	1.00
9	10.30
2.25	2.58

1651	1736.80
17.20	18.09

Original Data	
TOTAL	PCU TOTAL
0	0.00
2	3.30
1	1.00
0	0.00
3	4.30
0.75	1.08
1	1.00
3	4.30
1	1.50
2	3.30
7	10.10
1.75	2.53
1	1.00
1	1.00
0	0.00
1	2.30
3	4.30
0.75	1.08
1	1.00
0	0.00
3	3.00
3	4.30
7	8.30
1.75	2.08
0	0.00
1	1.00
9	9.50
9	9.00
19	19.50
4.75	4.88
14	14.00
25	25.00
35	35.00
34	35.30
108	109.30
27.00	27.33
25	24.40
29	29.70
39	40.00
34	34.00
127	128.10
31.75	32.03
45	48.10
53	54.30
77	77.50
67	68.00
242	247.90
60.50	61.98
58	59.80
57	60.10
43	43.50
39	40.00
197	203.40
49.25	50.85
37	38.50
43	46.60
38	39.80
39	40.50
157	165.40
39.25	41.35
39	40.50
41	44.00

33	33.00
39	39.00
152	156.50
38.00	39.13
40	40.50
38	41.60
38	38.50
36	36.00
152	156.60
38.00	39.15
41	41.00
42	43.80
42	43.30
44	44.50
169	172.60
42.25	43.15
48	49.80
52	53.30
46	46.50
45	47.00
191	196.60
47.75	49.15
44	47.00
39	41.30
47	48.00
42	42.50
172	178.80
43.00	44.70
47	47.00
47	49.00
40	41.30
40	40.00
174	177.30
43.50	44.33
15	15.00
16	16.00
17	20.90
14	14.00
62	65.90
15.50	16.48
16	16.00
15	15.00
14	14.00
13	13.00
58	58.00
14.50	14.50
12	12.00
10	10.00
8	8.00
7	7.00
37	37.00
9.25	9.25
8	8.50
8	9.30
6	6.00
6	6.50
28	30.30
7.00	7.58
4	4.00
4	5.80
1	1.00
8	8.00
17	18.80
4.25	4.70
5	5.00
5	5.00
4	4.00
4	4.00
18	18.00
4.50	4.50
2	2.00
4	5.30
2	2.00
3	4.30
11	13.60
2.75	3.40
1	1.00
2	2.00
1	1.00
1	1.00
5	5.00
1.25	1.25

2116	2185.60
22.04	22.77

Session Total	0	1	2	0	1	1	0	0
Session Average	0.00	0.01	0.02	0.00	0.01	0.01	0.00	0.00

0	0.00
0	0.00
0	0.00
0	0.00
0.00	0.00

3	4.00
0.03	0.04

Original Data	
TOTAL	PCU TOTAL
0	0.00
0	0.00
0	0.00
0	0.00
0	0.00
0.00	0.00
0	0.00
0	0.00
0	0.00
0	0.00
0	0.00
0.00	0.00
0	0.00
0	0.00
0	0.00
0	0.00
0	0.00
0	0.00
0	0.00
0.00	0.00
0	0.00
0	0.00
0	0.00
0	0.00
0	0.00
0	0.00
0	0.00
0.00	0.00
0	0.00
0	0.00
0	0.00
0	0.00
0	0.00
0	0.00
0.00	0.00
2	1.40
0	0.00
0	0.00
0	0.00
2	1.40
0.50	0.35
0	0.00
0	0.00
0	0.00
0	0.00
0	0.00
0	0.00
0.00	0.00
0	0.00
0	0.00
0	0.00
0	0.00
0	0.00
0.00	0.00
0	0.00
0	0.00
0	0.00
0	0.00
0	0.00
0.00	0.00
0	0.00
0	0.00

5	4.90
0.05	0.05

Immingham, Lincolnshire
Classified Junction Count

Site 8 of 9
Moody Lane
A180 Westgate
Pyewipe Road
Birchin Way
A180

Lat/Long
lat 53.575056° lon -0.096573°

Date
Wednesday 24 April 2019

Weather
Sunny Intervals
Temp: 15°C

0000 - 2400 (Wednesday 24H Session)

TIME	Movement 8.11: Left from Pyewipe Road to Birchin Way							
	P/CYCLE	M/CYCLE	CAR	TAXI	LGV	OGV1	OGV2	BUS/COACH
0000 - 0015	0	0	2	0	0	0	0	0
0015 - 0030	0	0	6	0	1	0	0	0
0030 - 0045	0	0	1	0	0	0	0	0
0045 - 0100	0	0	2	0	0	0	0	0
Hourly Total	0	0	11	0	1	0	0	0
Hourly Average	0.00	0.00	2.75	0.00	0.25	0.00	0.00	0.00
0100 - 0115	0	0	3	0	0	0	0	0
0115 - 0130	0	0	2	0	0	0	0	0
0130 - 0145	0	0	1	0	0	0	0	0
0145 - 0200	0	0	3	0	0	0	0	0
Hourly Total	0	0	9	0	0	0	0	0
Hourly Average	0.00	0.00	2.25	0.00	0.00	0.00	0.00	0.00
0200 - 0215	0	0	0	0	0	0	0	0
0215 - 0230	0	0	0	0	0	0	0	0
0230 - 0245	0	0	0	0	0	1	0	0
0245 - 0300	0	0	2	0	0	0	0	0
Hourly Total	0	0	2	0	0	1	0	0
Hourly Average	0.00	0.00	0.50	0.00	0.00	0.25	0.00	0.00
0300 - 0315	0	0	1	0	0	0	0	0
0315 - 0330	1	0	4	0	1	0	0	0
0330 - 0345	0	0	0	0	1	0	0	0
0345 - 0400	0	0	0	0	0	0	0	0
Hourly Total	1	0	5	0	2	0	0	0
Hourly Average	0.25	0.00	1.25	0.00	0.50	0.00	0.00	0.00
0400 - 0415	0	0	1	0	0	0	0	0
0415 - 0430	0	0	1	0	0	0	0	0
0430 - 0445	0	0	2	0	0	0	0	0
0445 - 0500	0	1	3	0	0	0	0	0
Hourly Total	0	1	7	0	0	0	0	0
Hourly Average	0.00	0.25	1.75	0.00	0.00	0.00	0.00	0.00
0500 - 0515	1	0	4	0	0	0	0	0
0515 - 0530	0	0	7	0	1	0	0	0
0530 - 0545	0	0	2	0	1	0	1	0
0545 - 0600	0	0	15	0	0	0	0	0
Hourly Total	1	0	28	0	2	0	1	0
Hourly Average	0.25	0.00	7.00	0.00	0.50	0.00	0.25	0.00
0600 - 0615	0	0	4	0	4	0	0	0
0615 - 0630	0	1	6	0	5	0	0	0
0630 - 0645	0	0	15	0	3	0	0	0
0645 - 0700	0	0	7	0	6	0	0	0
Hourly Total	0	1	32	0	18	0	0	0
Hourly Average	0.00	0.25	8.00	0.00	4.50	0.00	0.00	0.00
0700 - 0715	0	0	7	0	3	0	0	0
0715 - 0730	0	0	8	0	6	0	0	0
0730 - 0745	0	0	6	0	2	0	0	0
0745 - 0800	0	0	27	0	7	0	1	0
Hourly Total	0	0	48	0	18	0	1	0
Hourly Average	0.00	0.00	12.00	0.00	4.50	0.00	0.25	0.00
0800 - 0815	0	0	9	0	5	0	0	0
0815 - 0830	0	0	11	0	5	0	0	0
0830 - 0845	0	0	16	0	16	0	0	0
0845 - 0900	0	0	15	0	8	0	0	0
Hourly Total	0	0	51	0	34	0	0	0
Hourly Average	0.00	0.00	12.75	0.00	8.50	0.00	0.00	0.00
0900 - 0915	0	0	15	0	8	0	0	0
0915 - 0930	0	0	12	0	5	0	0	0

0930 - 0945	0	0	13	0	9	0	0	0
0945 - 1000	0	0	17	0	13	0	0	0
Hourly Total	0	0	57	0	35	0	0	0
Hourly Average	0.00	0.00	14.25	0.00	8.75	0.00	0.00	0.00
1000 - 1015	0	0	11	0	7	0	0	0
1015 - 1030	0	0	27	0	3	0	1	0
1030 - 1045	0	0	13	0	3	0	0	0
1045 - 1100	0	0	16	1	7	0	0	0
Hourly Total	0	0	67	1	20	0	1	0
Hourly Average	0.00	0.00	16.75	0.25	5.00	0.00	0.25	0.00
1100 - 1115	0	0	14	0	7	1	0	0
1115 - 1130	0	0	17	0	8	0	2	0
1130 - 1145	0	0	20	0	2	0	0	0
1145 - 1200	0	0	17	0	9	1	0	0
Hourly Total	0	0	68	0	26	2	2	0
Hourly Average	0.00	0.00	17.00	0.00	6.50	0.50	0.50	0.00
1200 - 1215	0	0	26	0	15	0	0	0
1215 - 1230	0	0	16	0	7	1	0	0
1230 - 1245	0	0	24	0	3	0	0	0
1245 - 1300	0	3	24	0	6	0	0	0
Hourly Total	0	3	90	0	31	1	0	0
Hourly Average	0.00	0.75	22.50	0.00	7.75	0.25	0.00	0.00
1300 - 1315	0	0	20	0	5	1	0	0
1315 - 1330	0	0	17	0	4	0	0	0
1330 - 1345	0	0	19	0	4	1	1	0
1345 - 1400	0	1	23	0	7	0	0	0
Hourly Total	0	1	79	0	20	2	1	0
Hourly Average	0.00	0.25	19.75	0.00	5.00	0.50	0.25	0.00
1400 - 1415	0	0	16	0	6	1	0	0
1415 - 1430	0	0	15	0	4	0	0	0
1430 - 1445	0	0	19	0	5	0	0	0
1445 - 1500	0	0	12	1	4	0	0	0
Hourly Total	0	0	62	1	19	1	0	0
Hourly Average	0.00	0.00	15.50	0.25	4.75	0.25	0.00	0.00
1500 - 1515	0	0	15	1	3	0	0	0
1515 - 1530	0	0	15	0	3	0	0	0
1530 - 1545	0	0	24	0	4	0	0	0
1545 - 1600	0	0	16	0	7	0	0	0
Hourly Total	0	0	70	1	17	0	0	0
Hourly Average	0.00	0.00	17.50	0.25	4.25	0.00	0.00	0.00
1600 - 1615	0	0	23	0	6	1	0	0
1615 - 1630	0	1	15	0	4	0	0	0
1630 - 1645	0	0	19	0	1	0	0	0
1645 - 1700	0	0	16	0	3	0	0	0
Hourly Total	0	1	73	0	14	1	0	0
Hourly Average	0.00	0.25	18.25	0.00	3.50	0.25	0.00	0.00
1700 - 1715	0	0	8	0	2	0	0	0
1715 - 1730	0	0	20	0	1	0	0	0
1730 - 1745	0	0	12	0	0	0	0	0
1745 - 1800	0	0	15	0	0	0	0	0
Hourly Total	0	0	55	0	3	0	0	0
Hourly Average	0.00	0.00	13.75	0.00	0.75	0.00	0.00	0.00
1800 - 1815	0	0	24	0	0	0	0	0
1815 - 1830	0	0	19	0	1	1	0	0
1830 - 1845	0	0	16	0	3	0	0	0
1845 - 1900	0	0	17	0	3	0	1	0
Hourly Total	0	0	76	0	7	1	1	0
Hourly Average	0.00	0.00	19.00	0.00	1.75	0.25	0.25	0.00
1900 - 1915	0	0	20	0	0	0	0	0
1915 - 1930	0	0	10	0	1	0	0	0
1930 - 1945	0	0	9	1	1	0	0	0
1945 - 2000	0	0	14	0	3	0	0	0
Hourly Total	0	0	53	1	5	0	0	0
Hourly Average	0.00	0.00	13.25	0.25	1.25	0.00	0.00	0.00
2000 - 2015	0	0	13	0	1	0	0	0
2015 - 2030	0	0	11	0	2	0	0	0
2030 - 2045	0	0	14	0	2	0	0	0
2045 - 2100	0	0	9	0	0	0	0	0
Hourly Total	0	0	47	0	5	0	0	0
Hourly Average	0.00	0.00	11.75	0.00	1.25	0.00	0.00	0.00
2100 - 2115	0	0	9	0	0	0	0	0
2115 - 2130	0	0	12	0	0	0	0	0
2130 - 2145	0	0	8	0	1	0	0	0
2145 - 2200	0	0	8	0	1	0	0	0
Hourly Total	0	0	37	0	2	0	0	0
Hourly Average	0.00	0.00	9.25	0.00	0.50	0.00	0.00	0.00
2200 - 2215	0	0	6	0	1	0	0	0
2215 - 2230	0	0	5	1	1	0	0	0
2230 - 2245	0	0	7	0	0	0	0	0
2245 - 2300	0	0	6	0	0	0	0	0
Hourly Total	0	0	24	1	2	0	0	0
Hourly Average	0.00	0.00	6.00	0.25	0.50	0.00	0.00	0.00
2300 - 2315	0	0	6	0	1	0	0	0

2315 - 2330	0	0	2	0	0	0	0	0
2330 - 2345	0	0	2	0	1	0	0	0
2345 - 0000	0	0	4	0	0	0	0	0
Hourly Total	0	0	14	0	2	0	0	0
Hourly Average	0.00	0.00	3.50	0.00	0.50	0.00	0.00	0.00

Session Total	2	7	1065	5	283	9	7	0
Session Average	0.02	0.07	11.09	0.05	2.95	0.09	0.07	0.00

Date
Thursday 25 April 2019

Weather
Sunny Intervals
Temp: 12°C

0000 - 2400 (Thursday 24H Session)

TIME	Movement 8.11: Left from Pyewipe Road to Birchin Way							
	P/CYCLE	M/CYCLE	CAR	TAXI	LGV	OGV1	OGV2	BUS/COACH
0000 - 0015	0	0	2	0	1	0	0	0
0015 - 0030	0	0	4	0	0	0	0	0
0030 - 0045	0	0	3	0	0	0	0	0
0045 - 0100	0	0	2	0	0	0	0	0
Hourly Total	0	0	11	0	1	0	0	0
Hourly Average	0.00	0.00	2.75	0.00	0.25	0.00	0.00	0.00
0100 - 0115	0	0	2	0	0	0	0	0
0115 - 0130	0	0	5	0	0	0	0	0
0130 - 0145	0	0	1	0	0	0	0	0
0145 - 0200	0	0	0	0	0	0	0	0
Hourly Total	0	0	8	0	0	0	0	0
Hourly Average	0.00	0.00	2.00	0.00	0.00	0.00	0.00	0.00
0200 - 0215	0	0	2	0	0	0	0	0
0215 - 0230	0	0	2	0	0	0	0	0
0230 - 0245	0	0	2	0	0	1	0	0
0245 - 0300	0	0	2	0	1	0	0	0
Hourly Total	0	0	8	0	1	1	0	0
Hourly Average	0.00	0.00	2.00	0.00	0.25	0.25	0.00	0.00
0300 - 0315	0	0	1	0	0	0	0	0
0315 - 0330	0	0	1	0	0	0	0	0
0330 - 0345	0	0	0	0	0	0	0	0
0345 - 0400	0	0	2	0	0	0	0	0
Hourly Total	0	0	4	0	0	0	0	0
Hourly Average	0.00	0.00	1.00	0.00	0.00	0.00	0.00	0.00
0400 - 0415	0	0	3	0	0	0	0	0
0415 - 0430	0	0	1	0	0	0	0	0
0430 - 0445	0	0	1	0	0	0	0	0
0445 - 0500	0	0	5	0	0	0	0	0
Hourly Total	0	0	10	0	0	0	0	0
Hourly Average	0.00	0.00	2.50	0.00	0.00	0.00	0.00	0.00
0500 - 0515	0	0	5	0	0	0	0	0
0515 - 0530	0	0	10	0	0	0	0	0
0530 - 0545	0	0	7	0	0	0	0	0
0545 - 0600	0	0	8	0	3	0	0	0
Hourly Total	0	0	30	0	3	0	0	0
Hourly Average	0.00	0.00	7.50	0.00	0.75	0.00	0.00	0.00
0600 - 0615	0	0	4	0	3	0	0	0
0615 - 0630	0	1	5	0	2	0	0	0
0630 - 0645	0	0	13	0	2	1	0	0
0645 - 0700	0	0	9	0	5	0	0	0
Hourly Total	0	1	31	0	12	1	0	0
Hourly Average	0.00	0.25	7.75	0.00	3.00	0.25	0.00	0.00
0700 - 0715	0	0	3	0	0	0	1	0
0715 - 0730	1	0	5	0	1	0	0	0
0730 - 0745	1	0	11	0	1	0	0	0
0745 - 0800	0	0	15	0	2	0	0	0
Hourly Total	2	0	34	0	4	0	1	0
Hourly Average	0.50	0.00	8.50	0.00	1.00	0.00	0.25	0.00
0800 - 0815	1	0	14	0	9	0	0	0
0815 - 0830	0	0	11	0	7	0	0	0
0830 - 0845	0	1	12	0	2	0	0	0
0845 - 0900	0	0	19	1	3	0	0	0
Hourly Total	1	1	56	1	21	0	0	0
Hourly Average	0.25	0.25	14.00	0.25	5.25	0.00	0.00	0.00
0900 - 0915	0	0	14	0	4	0	0	0
0915 - 0930	0	0	15	0	6	0	0	0
0930 - 0945	0	0	19	0	7	0	0	1
0945 - 1000	0	0	23	1	6	0	1	0
Hourly Total	0	0	71	1	23	0	1	1
Hourly Average	0.00	0.00	17.75	0.25	5.75	0.00	0.25	0.25
1000 - 1015	0	0	16	0	6	0	0	0
1015 - 1030	0	0	13	0	8	0	0	0

1030 - 1045	0	0	13	0	5	0	0	0
1045 - 1100	0	0	7	0	4	1	0	0
Hourly Total	0	0	49	0	23	1	0	0
Hourly Average	0.00	0.00	12.25	0.00	5.75	0.25	0.00	0.00
1100 - 1115	0	0	13	0	5	0	0	0
1115 - 1130	0	0	18	0	8	0	0	0
1130 - 1145	0	0	13	0	8	0	0	0
1145 - 1200	0	0	20	0	8	0	1	0
Hourly Total	0	0	64	0	29	0	1	0
Hourly Average	0.00	0.00	16.00	0.00	7.25	0.00	0.25	0.00
1200 - 1215	0	0	21	0	5	0	0	0
1215 - 1230	0	0	24	0	10	1	0	0
1230 - 1245	0	0	35	0	8	1	0	0
1245 - 1300	0	0	30	0	9	1	0	0
Hourly Total	0	0	110	0	32	3	0	0
Hourly Average	0.00	0.00	27.50	0.00	8.00	0.75	0.00	0.00
1300 - 1315	0	0	22	0	6	0	0	0
1315 - 1330	0	0	22	0	1	0	1	0
1330 - 1345	0	0	25	0	4	0	0	0
1345 - 1400	0	0	21	0	6	1	0	0
Hourly Total	0	0	90	0	17	1	1	0
Hourly Average	0.00	0.00	22.50	0.00	4.25	0.25	0.25	0.00
1400 - 1415	0	0	12	0	5	2	0	0
1415 - 1430	0	0	9	0	4	1	0	0
1430 - 1445	0	0	13	0	5	0	0	0
1445 - 1500	0	0	11	0	5	0	0	0
Hourly Total	0	0	45	0	19	3	0	0
Hourly Average	0.00	0.00	11.25	0.00	4.75	0.75	0.00	0.00
1500 - 1515	0	0	15	0	3	0	0	0
1515 - 1530	0	1	17	0	5	0	0	0
1530 - 1545	0	0	13	1	6	1	0	0
1545 - 1600	0	0	22	0	11	0	0	0
Hourly Total	0	1	67	1	25	1	0	0
Hourly Average	0.00	0.25	16.75	0.25	6.25	0.25	0.00	0.00
1600 - 1615	0	0	11	0	1	0	0	0
1615 - 1630	0	1	24	0	3	0	0	0
1630 - 1645	0	0	12	0	0	0	0	0
1645 - 1700	0	0	22	0	1	0	0	0
Hourly Total	0	1	69	0	5	0	0	0
Hourly Average	0.00	0.25	17.25	0.00	1.25	0.00	0.00	0.00
1700 - 1715	0	0	15	0	3	0	0	0
1715 - 1730	0	0	24	0	1	0	0	0
1730 - 1745	0	0	19	0	1	0	0	0
1745 - 1800	0	0	22	0	2	0	1	0
Hourly Total	0	0	80	0	7	0	1	0
Hourly Average	0.00	0.00	20.00	0.00	1.75	0.00	0.25	0.00
1800 - 1815	0	0	30	0	1	0	0	0
1815 - 1830	0	0	17	1	3	0	0	0
1830 - 1845	0	0	14	0	4	0	0	0
1845 - 1900	0	0	17	0	0	0	0	0
Hourly Total	0	0	78	1	8	0	0	0
Hourly Average	0.00	0.00	19.50	0.25	2.00	0.00	0.00	0.00
1900 - 1915	0	0	20	0	0	0	0	0
1915 - 1930	0	0	16	2	2	0	0	0
1930 - 1945	0	0	12	1	3	0	1	0
1945 - 2000	0	0	14	2	1	0	0	0
Hourly Total	0	0	62	5	6	0	1	0
Hourly Average	0.00	0.00	15.50	1.25	1.50	0.00	0.25	0.00
2000 - 2015	0	0	20	0	0	0	0	0
2015 - 2030	0	0	20	0	0	0	0	0
2030 - 2045	0	0	13	0	0	0	0	0
2045 - 2100	0	0	15	0	0	0	0	0
Hourly Total	0	0	68	0	0	0	0	0
Hourly Average	0.00	0.00	17.00	0.00	0.00	0.00	0.00	0.00
2100 - 2115	0	0	14	0	1	0	0	0
2115 - 2130	0	1	9	0	1	0	0	0
2130 - 2145	0	0	11	0	0	0	0	0
2145 - 2200	0	1	6	0	0	0	0	0
Hourly Total	0	2	40	0	2	0	0	0
Hourly Average	0.00	0.50	10.00	0.00	0.50	0.00	0.00	0.00
2200 - 2215	0	0	8	0	1	0	0	0
2215 - 2230	0	0	8	0	0	0	0	0
2230 - 2245	0	0	8	0	2	0	0	0
2245 - 2300	0	0	8	0	0	0	0	0
Hourly Total	0	0	32	0	3	0	0	0
Hourly Average	0.00	0.00	8.00	0.00	0.75	0.00	0.00	0.00
2300 - 2315	0	0	3	0	1	0	0	0
2315 - 2330	0	0	2	0	1	0	0	0
2330 - 2345	0	0	3	0	0	0	0	0
2345 - 0000	0	0	2	0	1	0	0	0
Hourly Total	0	0	10	0	3	0	0	0
Hourly Average	0.00	0.00	2.50	0.00	0.75	0.00	0.00	0.00

Session Total	3	6	1127	9	244	11	6	1
Session Average	0.03	0.06	11.74	0.09	2.54	0.11	0.06	0.01

Original Data	
TOTAL	PCU TOTAL
2	2.00
7	7.00
1	1.00
2	2.00
12	12.00
3.00	3.00
3	3.00
2	2.00
1	1.00
3	3.00
9	9.00
2.25	2.25
0	0.00
0	0.00
1	1.50
2	2.00
3	3.50
0.75	0.88
1	1.00
6	5.20
1	1.00
0	0.00
8	7.20
2.00	1.80
1	1.00
1	1.00
2	2.00
4	3.40
8	7.40
2.00	1.85
5	4.20
8	8.00
4	5.30
15	15.00
32	32.50
8.00	8.13
8	8.00
12	11.40
18	18.00
13	13.00
51	50.40
12.75	12.60
10	10.00
14	14.00
8	8.00
35	36.30
67	68.30
16.75	17.08
14	14.00
16	16.00
32	32.00
23	23.00
85	85.00
21.25	21.25
23	23.00
17	17.00

22	22.00
30	30.00
92	92.00
23.00	23.00
18	18.00
31	32.30
16	16.00
24	24.00
89	90.30
22.25	22.58
22	22.50
27	29.60
22	22.00
27	27.50
98	101.60
24.50	25.40
41	41.00
24	24.50
27	27.00
33	31.20
125	123.70
31.25	30.93
26	26.50
21	21.00
25	26.80
31	30.40
103	104.70
25.75	26.18
23	23.50
19	19.00
24	24.00
17	17.00
83	83.50
20.75	20.88
19	19.00
18	18.00
28	28.00
23	23.00
88	88.00
22.00	22.00
30	30.50
20	19.40
20	20.00
19	19.00
89	88.90
22.25	22.23
10	10.00
21	21.00
12	12.00
15	15.00
58	58.00
14.50	14.50
24	24.00
21	21.50
19	19.00
21	22.30
85	86.80
21.25	21.70
20	20.00
11	11.00
11	11.00
17	17.00
59	59.00
14.75	14.75
14	14.00
13	13.00
16	16.00
9	9.00
52	52.00
13.00	13.00
9	9.00
12	12.00
9	9.00
9	9.00
39	39.00
9.75	9.75
7	7.00
7	7.00
7	7.00
6	6.00
27	27.00
6.75	6.75
7	7.00

2	2.00
3	3.00
4	4.00
16	16.00
4.00	4.00

1378	1385.80
14.35	14.44

Original Data	
TOTAL	PCU TOTAL
3	3.00
4	4.00
3	3.00
2	2.00
12	12.00
3.00	3.00
2	2.00
5	5.00
1	1.00
0	0.00
8	8.00
2.00	2.00
2	2.00
2	2.00
3	3.50
3	3.00
10	10.50
2.50	2.63
1	1.00
1	1.00
0	0.00
2	2.00
4	4.00
1.00	1.00
3	3.00
1	1.00
1	1.00
5	5.00
10	10.00
2.50	2.50
5	5.00
10	10.00
7	7.00
11	11.00
33	33.00
8.25	8.25
7	7.00
8	7.40
16	16.50
14	14.00
45	44.90
11.25	11.23
4	5.30
7	6.20
13	12.20
17	17.00
41	40.70
10.25	10.18
24	23.20
18	18.00
15	14.40
23	23.00
80	78.60
20.00	19.65
18	18.00
21	21.00
27	28.00
31	32.30
97	99.30
24.25	24.83
22	22.00
21	21.00

18	18.00
12	12.50
73	73.50
18.25	18.38
18	18.00
26	26.00
21	21.00
29	30.30
94	95.30
23.50	23.83
26	26.00
35	35.50
44	44.50
40	40.50
145	146.50
36.25	36.63
28	28.00
24	25.30
29	29.00
28	28.50
109	110.80
27.25	27.70
19	20.00
14	14.50
18	18.00
16	16.00
67	68.50
16.75	17.13
18	18.00
23	22.40
21	21.50
33	33.00
95	94.90
23.75	23.73
12	12.00
28	27.40
12	12.00
23	23.00
75	74.40
18.75	18.60
18	18.00
25	25.00
20	20.00
25	26.30
88	89.30
22.00	22.33
31	31.00
21	21.00
18	18.00
17	17.00
87	87.00
21.75	21.75
20	20.00
20	20.00
17	18.30
17	17.00
74	75.30
18.50	18.83
20	20.00
20	20.00
13	13.00
15	15.00
68	68.00
17.00	17.00
15	15.00
11	10.40
11	11.00
7	6.40
44	42.80
11.00	10.70
9	9.00
8	8.00
10	10.00
8	8.00
35	35.00
8.75	8.75
4	4.00
3	3.00
3	3.00
3	3.00
13	13.00
3.25	3.25

1407	1415.30
14.66	14.74

Immingham, Lincolnshire
Classified Junction Count

Site 8 of 9
Moody Lane
A180 Westgate
Pyewipe Road
Birchin Way
A180

Lat/Long
lat 53.575056° lon -0.096573°

Date
Wednesday 24 April 2019

Weather
Sunny Intervals
Temp: 15°C

0000 - 2400 (Wednesday 24H Session)

TIME	Movement 8.12: Left from Pyewipe Road to A180							
	P/CYCLE	M/CYCLE	CAR	TAXI	LGV	OGV1	OGV2	BUS/COACH
0000 - 0015	0	0	4	0	0	0	0	0
0015 - 0030	0	0	3	0	0	0	0	0
0030 - 0045	0	0	3	0	1	0	0	0
0045 - 0100	0	0	1	0	0	0	0	0
Hourly Total	0	0	11	0	1	0	0	0
Hourly Average	0.00	0.00	2.75	0.00	0.25	0.00	0.00	0.00
0100 - 0115	0	0	1	0	0	0	0	0
0115 - 0130	0	0	2	0	1	0	0	0
0130 - 0145	0	0	4	0	1	0	0	0
0145 - 0200	0	0	1	0	1	0	0	0
Hourly Total	0	0	8	0	3	0	0	0
Hourly Average	0.00	0.00	2.00	0.00	0.75	0.00	0.00	0.00
0200 - 0215	0	0	2	0	1	0	1	0
0215 - 0230	0	0	1	0	1	0	0	0
0230 - 0245	0	0	3	0	0	0	0	0
0245 - 0300	0	0	3	0	1	0	0	0
Hourly Total	0	0	9	0	3	0	1	0
Hourly Average	0.00	0.00	2.25	0.00	0.75	0.00	0.25	0.00
0300 - 0315	0	0	2	0	1	0	0	0
0315 - 0330	0	1	4	0	1	0	0	0
0330 - 0345	0	0	6	0	2	0	0	0
0345 - 0400	0	0	6	0	0	0	0	0
Hourly Total	0	1	18	0	4	0	0	0
Hourly Average	0.00	0.25	4.50	0.00	1.00	0.00	0.00	0.00
0400 - 0415	0	0	6	0	2	0	0	0
0415 - 0430	0	2	18	0	2	1	0	0
0430 - 0445	0	1	21	0	2	0	2	0
0445 - 0500	0	1	24	0	5	0	0	0
Hourly Total	0	4	69	0	11	1	2	0
Hourly Average	0.00	1.00	17.25	0.00	2.75	0.25	0.50	0.00
0500 - 0515	0	3	41	0	4	0	0	0
0515 - 0530	1	2	71	0	5	0	0	0
0530 - 0545	0	6	92	0	8	0	1	0
0545 - 0600	0	1	70	0	6	1	1	1
Hourly Total	1	12	274	0	23	1	2	1
Hourly Average	0.25	3.00	68.50	0.00	5.75	0.25	0.50	0.25
0600 - 0615	0	0	48	0	12	0	1	1
0615 - 0630	0	1	59	0	10	1	1	0
0630 - 0645	0	4	69	0	12	0	0	1
0645 - 0700	0	1	83	0	17	0	0	0
Hourly Total	0	6	259	0	51	1	2	2
Hourly Average	0.00	1.50	64.75	0.00	12.75	0.25	0.50	0.50
0700 - 0715	0	1	66	1	20	0	0	0
0715 - 0730	0	1	77	0	16	0	0	2
0730 - 0745	0	0	68	1	14	1	1	0
0745 - 0800	0	2	77	1	21	1	0	1
Hourly Total	0	4	288	3	71	2	1	3
Hourly Average	0.00	1.00	72.00	0.75	17.75	0.50	0.25	0.75
0800 - 0815	0	1	77	2	21	2	0	1
0815 - 0830	0	2	79	1	19	1	2	0
0830 - 0845	0	1	84	3	16	0	1	1
0845 - 0900	0	2	78	5	23	0	3	1
Hourly Total	0	6	318	11	79	3	6	3
Hourly Average	0.00	1.50	79.50	2.75	19.75	0.75	1.50	0.75
0900 - 0915	1	0	88	1	15	3	1	0
0915 - 0930	1	2	59	2	18	4	2	1

0930 - 0945	0	0	63	2	16	2	1	1
0945 - 1000	0	0	76	2	18	2	1	0
Hourly Total	2	2	286	7	67	11	5	2
Hourly Average	0.50	0.50	71.50	1.75	16.75	2.75	1.25	0.50
1000 - 1015	0	2	54	1	10	2	1	0
1015 - 1030	0	0	60	3	12	1	1	1
1030 - 1045	0	2	63	3	17	3	0	1
1045 - 1100	0	4	56	2	19	3	0	0
Hourly Total	0	8	233	9	58	9	2	2
Hourly Average	0.00	2.00	58.25	2.25	14.50	2.25	0.50	0.50
1100 - 1115	0	2	57	4	16	1	0	0
1115 - 1130	0	0	74	1	17	1	2	0
1130 - 1145	1	0	65	2	15	2	0	1
1145 - 1200	0	1	60	2	16	3	2	1
Hourly Total	1	3	256	9	64	7	4	2
Hourly Average	0.25	0.75	64.00	2.25	16.00	1.75	1.00	0.50
1200 - 1215	0	0	68	0	16	0	1	0
1215 - 1230	0	6	69	1	13	3	1	1
1230 - 1245	0	0	70	1	13	0	0	0
1245 - 1300	0	1	88	1	16	2	1	1
Hourly Total	0	7	295	3	58	5	3	2
Hourly Average	0.00	1.75	73.75	0.75	14.50	1.25	0.75	0.50
1300 - 1315	0	2	80	0	12	2	0	0
1315 - 1330	0	0	77	2	16	1	0	1
1330 - 1345	0	0	91	2	21	2	0	0
1345 - 1400	0	0	76	2	11	2	0	1
Hourly Total	0	2	324	6	60	7	0	2
Hourly Average	0.00	0.50	81.00	1.50	15.00	1.75	0.00	0.50
1400 - 1415	0	0	63	0	23	3	1	0
1415 - 1430	0	2	60	1	21	2	0	1
1430 - 1445	0	3	73	2	20	0	1	1
1445 - 1500	0	1	69	2	18	0	1	1
Hourly Total	0	6	265	5	82	5	3	3
Hourly Average	0.00	1.50	66.25	1.25	20.50	1.25	0.75	0.75
1500 - 1515	0	0	62	1	10	1	1	0
1515 - 1530	0	0	68	1	17	1	0	0
1530 - 1545	0	0	71	0	16	1	0	0
1545 - 1600	0	1	69	2	15	1	0	2
Hourly Total	0	1	270	4	58	4	1	2
Hourly Average	0.00	0.25	67.50	1.00	14.50	1.00	0.25	0.50
1600 - 1615	1	4	81	0	16	0	1	0
1615 - 1630	0	1	71	2	11	0	0	2
1630 - 1645	0	0	82	1	17	0	0	2
1645 - 1700	1	1	88	1	8	0	0	2
Hourly Total	2	6	322	4	52	0	1	6
Hourly Average	0.50	1.50	80.50	1.00	13.00	0.00	0.25	1.50
1700 - 1715	0	0	90	1	7	0	0	0
1715 - 1730	0	0	104	1	10	0	1	2
1730 - 1745	0	0	83	0	11	0	0	1
1745 - 1800	0	1	77	0	9	1	0	0
Hourly Total	0	1	354	2	37	1	1	3
Hourly Average	0.00	0.25	88.50	0.50	9.25	0.25	0.25	0.75
1800 - 1815	0	0	66	1	9	0	0	0
1815 - 1830	1	1	69	1	7	0	0	1
1830 - 1845	0	0	50	2	5	0	0	0
1845 - 1900	0	1	55	2	5	0	0	0
Hourly Total	1	2	240	6	26	0	0	1
Hourly Average	0.25	0.50	60.00	1.50	6.50	0.00	0.00	0.25
1900 - 1915	0	0	41	2	4	0	0	0
1915 - 1930	0	0	38	0	3	0	1	0
1930 - 1945	0	0	36	1	2	0	0	0
1945 - 2000	0	1	37	0	4	0	0	0
Hourly Total	0	1	152	3	13	0	1	0
Hourly Average	0.00	0.25	38.00	0.75	3.25	0.00	0.25	0.00
2000 - 2015	0	0	30	1	2	0	0	0
2015 - 2030	0	0	20	1	1	0	1	0
2030 - 2045	0	0	20	1	1	0	0	0
2045 - 2100	1	0	16	1	2	0	0	0
Hourly Total	1	0	86	4	6	0	1	0
Hourly Average	0.25	0.00	21.50	1.00	1.50	0.00	0.25	0.00
2100 - 2115	0	0	20	0	0	0	0	0
2115 - 2130	0	0	25	0	3	0	0	0
2130 - 2145	0	0	24	0	1	0	0	1
2145 - 2200	0	0	20	0	0	0	0	0
Hourly Total	0	0	89	0	4	0	0	1
Hourly Average	0.00	0.00	22.25	0.00	1.00	0.00	0.00	0.25
2200 - 2215	0	0	19	0	1	0	0	0
2215 - 2230	0	0	16	2	0	0	0	0
2230 - 2245	1	0	14	0	1	0	0	0
2245 - 2300	0	0	7	0	1	0	0	0
Hourly Total	1	0	56	2	3	0	0	0
Hourly Average	0.25	0.00	14.00	0.50	0.75	0.00	0.00	0.00
2300 - 2315	0	0	10	0	1	1	0	0

2315 - 2330	0	0	8	0	0	0	0	0
2330 - 2345	0	0	4	0	4	0	0	0
2345 - 0000	0	0	4	0	2	0	0	0
Hourly Total	0	0	26	0	7	1	0	0
Hourly Average	0.00	0.00	6.50	0.00	1.75	0.25	0.00	0.00

Session Total	9	72	4508	78	841	58	36	35
Session Average	0.09	0.75	46.96	0.81	8.76	0.60	0.38	0.36

Date
Thursday 25 April 2019

Weather
Sunny Intervals
Temp: 12°C

0000 - 2400 (Thursday 24H Session)

TIME	Movement 8.12: Left from Pyewipe Road to A180							
	P/CYCLE	M/CYCLE	CAR	TAXI	LGV	OGV1	OGV2	BUS/COACH
0000 - 0015	1	0	4	0	1	0	0	0
0015 - 0030	0	0	1	1	0	0	0	0
0030 - 0045	0	0	1	0	0	0	0	0
0045 - 0100	0	0	0	0	2	0	0	0
Hourly Total	1	0	6	1	3	0	0	0
Hourly Average	0.25	0.00	1.50	0.25	0.75	0.00	0.00	0.00
0100 - 0115	0	0	3	0	1	0	0	0
0115 - 0130	0	0	3	0	0	0	0	0
0130 - 0145	0	1	6	2	1	0	0	0
0145 - 0200	0	0	1	0	1	0	0	0
Hourly Total	0	1	13	2	3	0	0	0
Hourly Average	0.00	0.25	3.25	0.50	0.75	0.00	0.00	0.00
0200 - 0215	0	0	2	0	1	0	0	0
0215 - 0230	0	0	2	0	0	0	0	0
0230 - 0245	0	0	0	0	1	0	0	0
0245 - 0300	0	0	3	0	2	0	0	0
Hourly Total	0	0	7	0	4	0	0	0
Hourly Average	0.00	0.00	1.75	0.00	1.00	0.00	0.00	0.00
0300 - 0315	0	0	2	0	1	0	0	0
0315 - 0330	0	0	3	0	0	0	0	0
0330 - 0345	0	0	13	0	3	0	0	0
0345 - 0400	0	0	5	0	1	0	0	0
Hourly Total	0	0	23	0	5	0	0	0
Hourly Average	0.00	0.00	5.75	0.00	1.25	0.00	0.00	0.00
0400 - 0415	0	0	11	0	2	0	0	0
0415 - 0430	0	1	11	0	1	0	0	0
0430 - 0445	0	1	26	0	2	0	0	0
0445 - 0500	0	0	29	0	5	1	0	0
Hourly Total	0	2	77	0	10	1	0	0
Hourly Average	0.00	0.50	19.25	0.00	2.50	0.25	0.00	0.00
0500 - 0515	1	2	33	0	4	0	1	0
0515 - 0530	0	0	82	0	9	1	2	0
0530 - 0545	1	2	105	1	10	0	1	1
0545 - 0600	0	0	77	2	11	0	0	0
Hourly Total	2	4	297	3	34	1	4	1
Hourly Average	0.50	1.00	74.25	0.75	8.50	0.25	1.00	0.25
0600 - 0615	0	0	52	0	14	0	1	0
0615 - 0630	0	1	66	0	14	0	0	1
0630 - 0645	0	1	83	0	12	0	0	0
0645 - 0700	0	0	95	0	21	0	1	0
Hourly Total	0	2	296	0	61	0	2	1
Hourly Average	0.00	0.50	74.00	0.00	15.25	0.00	0.50	0.25
0700 - 0715	0	2	87	0	26	2	0	0
0715 - 0730	0	1	86	0	16	2	0	1
0730 - 0745	0	1	85	0	24	0	1	0
0745 - 0800	0	2	90	2	21	2	0	1
Hourly Total	0	6	348	2	87	6	1	2
Hourly Average	0.00	1.50	87.00	0.50	21.75	1.50	0.25	0.50
0800 - 0815	0	1	75	0	25	1	1	1
0815 - 0830	0	1	78	3	24	2	0	0
0830 - 0845	0	4	86	0	28	2	0	1
0845 - 0900	0	1	77	4	15	1	2	1
Hourly Total	0	7	316	7	92	6	3	3
Hourly Average	0.00	1.75	79.00	1.75	23.00	1.50	0.75	0.75
0900 - 0915	0	3	51	1	16	3	1	0
0915 - 0930	0	1	39	5	21	2	1	1
0930 - 0945	0	0	68	5	16	7	2	0
0945 - 1000	0	2	44	3	30	4	1	1
Hourly Total	0	6	202	14	83	16	5	2
Hourly Average	0.00	1.50	50.50	3.50	20.75	4.00	1.25	0.50
1000 - 1015	0	1	60	3	29	3	0	0
1015 - 1030	0	0	62	0	15	2	0	1

1030 - 1045	0	0	61	3	15	2	0	0
1045 - 1100	0	0	52	2	23	2	1	1
Hourly Total	0	1	235	8	82	9	1	2
Hourly Average	0.00	0.25	58.75	2.00	20.50	2.25	0.25	0.50
1100 - 1115	0	0	61	2	19	3	0	0
1115 - 1130	0	0	60	5	20	3	1	1
1130 - 1145	0	0	46	3	20	0	2	1
1145 - 1200	0	0	70	0	13	5	1	1
Hourly Total	0	0	237	10	72	11	4	3
Hourly Average	0.00	0.00	59.25	2.50	18.00	2.75	1.00	0.75
1200 - 1215	0	0	58	1	25	1	1	0
1215 - 1230	0	0	74	0	20	1	2	1
1230 - 1245	0	0	58	3	10	2	0	0
1245 - 1300	0	0	60	2	22	1	0	2
Hourly Total	0	0	250	6	77	5	3	3
Hourly Average	0.00	0.00	62.50	1.50	19.25	1.25	0.75	0.75
1300 - 1315	0	1	68	3	18	0	1	1
1315 - 1330	0	2	66	2	17	1	2	1
1330 - 1345	0	0	66	2	23	0	2	0
1345 - 1400	0	0	70	0	13	1	0	1
Hourly Total	0	3	270	7	71	2	5	3
Hourly Average	0.00	0.75	67.50	1.75	17.75	0.50	1.25	0.75
1400 - 1415	0	1	45	6	20	2	1	0
1415 - 1430	0	0	45	3	22	3	1	1
1430 - 1445	0	0	64	1	23	2	2	0
1445 - 1500	0	0	62	0	15	1	3	1
Hourly Total	0	1	216	10	80	8	7	2
Hourly Average	0.00	0.25	54.00	2.50	20.00	2.00	1.75	0.50
1500 - 1515	0	0	71	2	11	1	3	0
1515 - 1530	0	0	69	2	12	3	1	0
1530 - 1545	0	0	55	1	12	2	1	0
1545 - 1600	0	0	61	1	17	2	0	2
Hourly Total	0	0	256	6	52	8	5	2
Hourly Average	0.00	0.00	64.00	1.50	13.00	2.00	1.25	0.50
1600 - 1615	0	0	88	2	16	2	0	1
1615 - 1630	0	0	93	0	14	1	0	3
1630 - 1645	0	0	80	1	14	0	0	3
1645 - 1700	0	0	79	3	8	1	1	0
Hourly Total	0	0	340	6	52	4	1	7
Hourly Average	0.00	0.00	85.00	1.50	13.00	1.00	0.25	1.75
1700 - 1715	0	0	97	1	13	2	0	1
1715 - 1730	0	1	107	1	5	0	0	2
1730 - 1745	0	0	87	0	7	0	0	1
1745 - 1800	0	0	86	0	9	0	0	0
Hourly Total	0	1	377	2	34	2	0	4
Hourly Average	0.00	0.25	94.25	0.50	8.50	0.50	0.00	1.00
1800 - 1815	0	0	62	3	10	0	0	0
1815 - 1830	0	0	48	3	7	0	0	1
1830 - 1845	0	0	32	1	5	1	1	0
1845 - 1900	0	0	18	1	5	0	1	0
Hourly Total	0	0	160	8	27	1	2	1
Hourly Average	0.00	0.00	40.00	2.00	6.75	0.25	0.50	0.25
1900 - 1915	0	0	29	0	1	0	0	0
1915 - 1930	0	0	32	0	1	0	0	0
1930 - 1945	0	0	26	0	4	0	0	0
1945 - 2000	0	0	15	1	2	0	2	0
Hourly Total	0	0	102	1	8	0	2	0
Hourly Average	0.00	0.00	25.50	0.25	2.00	0.00	0.50	0.00
2000 - 2015	0	0	33	2	2	0	0	0
2015 - 2030	0	0	23	1	2	0	0	0
2030 - 2045	0	0	21	0	2	0	0	0
2045 - 2100	1	0	26	0	2	0	0	0
Hourly Total	1	0	103	3	8	0	0	0
Hourly Average	0.25	0.00	25.75	0.75	2.00	0.00	0.00	0.00
2100 - 2115	0	0	21	1	2	0	0	0
2115 - 2130	0	0	22	1	2	0	0	0
2130 - 2145	0	0	19	0	1	0	0	1
2145 - 2200	0	0	22	2	1	0	0	0
Hourly Total	0	0	84	4	6	0	0	1
Hourly Average	0.00	0.00	21.00	1.00	1.50	0.00	0.00	0.25
2200 - 2215	0	0	12	0	2	0	0	0
2215 - 2230	0	0	8	0	0	0	0	0
2230 - 2245	0	0	1	0	3	0	0	0
2245 - 2300	0	0	1	0	0	0	0	0
Hourly Total	0	0	22	0	5	0	0	0
Hourly Average	0.00	0.00	5.50	0.00	1.25	0.00	0.00	0.00
2300 - 2315	0	0	4	0	1	0	0	0
2315 - 2330	0	0	6	0	0	0	0	0
2330 - 2345	0	0	9	0	0	0	0	0
2345 - 0000	0	0	3	0	1	0	0	0
Hourly Total	0	0	22	0	2	0	0	0
Hourly Average	0.00	0.00	5.50	0.00	0.50	0.00	0.00	0.00

Session Total	4	34	4259	100	958	80	45	37
Session Average	0.04	0.35	44.36	1.04	9.98	0.83	0.47	0.39

Original Data	
TOTAL	PCU TOTAL
4	4.00
3	3.00
4	4.00
1	1.00
12	12.00
3.00	3.00
1	1.00
3	3.00
5	5.00
2	2.00
11	11.00
2.75	2.75
4	5.30
2	2.00
3	3.00
4	4.00
13	14.30
3.25	3.58
3	3.00
6	5.40
8	8.00
6	6.00
23	22.40
5.75	5.60
8	8.00
23	22.30
26	28.00
30	29.40
87	87.70
21.75	21.93
48	46.20
79	77.00
107	104.70
80	82.20
314	310.10
78.50	77.53
62	64.30
72	73.20
86	84.60
101	100.40
321	322.50
80.25	80.63
88	87.40
96	97.40
85	86.80
103	103.30
372	374.90
93.00	93.73
104	105.40
104	105.90
106	107.70
112	115.70
426	434.70
106.50	108.68
109	111.00
89	92.60

85	88.30
99	101.30
382	393.20
95.50	98.30
70	71.10
78	80.80
89	90.30
84	83.10
321	325.30
80.25	81.33
80	79.30
95	98.10
86	87.20
85	89.50
346	354.10
86.50	88.53
85	86.30
94	94.20
84	84.00
110	112.70
373	377.20
93.25	94.30
96	95.80
97	98.50
116	117.00
92	94.00
401	405.30
100.25	101.33
90	92.80
87	87.80
100	100.50
92	93.70
369	374.80
92.25	93.70
75	76.80
87	87.50
88	88.50
90	91.90
340	344.70
85.00	86.18
103	101.10
87	88.40
102	104.00
101	101.60
393	395.10
98.25	98.78
98	98.00
118	121.30
95	96.00
88	87.90
399	403.20
99.75	100.80
76	76.00
80	79.60
57	57.00
63	62.40
276	275.00
69.00	68.75
47	47.00
42	43.30
39	39.00
42	41.40
170	170.70
42.50	42.68
33	33.00
23	24.30
22	22.00
20	19.20
98	98.50
24.50	24.63
20	20.00
28	28.00
26	27.00
20	20.00
94	95.00
23.50	23.75
20	20.00
18	18.00
16	15.20
8	8.00
62	61.20
15.50	15.30
12	12.50

8	8.00
8	8.00
6	6.00
34	34.50
8.50	8.63

5637	5697.40
58.72	59.35

Original Data	
TOTAL	PCU TOTAL
6	5.20
2	2.00
1	1.00
2	2.00
11	10.20
2.75	2.55
4	4.00
3	3.00
10	9.40
2	2.00
19	18.40
4.75	4.60
3	3.00
2	2.00
1	1.00
5	5.00
11	11.00
2.75	2.75
3	3.00
3	3.00
16	16.00
6	6.00
28	28.00
7.00	7.00
13	13.00
13	12.40
29	28.40
35	35.50
90	89.30
22.50	22.33
41	40.30
94	97.10
121	121.30
90	90.00
346	348.70
86.50	87.18
67	68.30
82	82.40
96	95.40
117	118.30
362	364.40
90.50	91.10
117	116.80
106	107.40
111	111.70
118	118.80
452	454.70
113.00	113.68
104	106.20
108	108.40
121	120.60
101	104.50
434	439.70
108.50	109.93
75	76.00
70	72.70
98	104.10
85	88.10
328	340.90
82.00	85.23
96	96.90
80	82.00

81	82.00
81	84.30
338	345.20
84.50	86.30
85	86.50
90	93.80
72	75.60
90	94.80
337	350.70
84.25	87.68
86	87.80
98	102.10
73	74.00
87	89.50
344	353.40
86.00	88.35
92	93.70
91	93.90
93	95.60
85	86.50
361	369.70
90.25	92.43
75	76.70
75	78.80
92	95.60
82	87.40
324	338.50
81.00	84.63
88	92.40
87	89.80
71	73.30
83	86.00
329	341.50
82.25	85.38
109	111.00
111	114.50
98	101.00
92	93.80
410	420.30
102.50	105.08
114	116.00
116	117.40
95	96.00
95	95.00
420	424.40
105.00	106.10
75	75.00
59	60.00
40	41.80
25	26.30
199	203.10
49.75	50.78
30	30.00
33	33.00
30	30.00
20	22.60
113	115.60
28.25	28.90
37	37.00
26	26.00
23	23.00
29	28.20
115	114.20
28.75	28.55
24	24.00
25	25.00
21	22.00
25	25.00
95	96.00
23.75	24.00
14	14.00
8	8.00
4	4.00
1	1.00
27	27.00
6.75	6.75
5	5.00
6	6.00
9	9.00
4	4.00
24	24.00
6.00	6.00

5517	5628.90
57.47	58.63

Immingham, Lincolnshire
Classified Junction Count

Site 8 of 9
Moody Lane
A180 Westgate
Pyewipe Road
Birchin Way
A180

Lat/Long
lat 53.575056° lon -0.096573°

Date
Wednesday 24 April 2019

Weather
Sunny Intervals
Temp: 15°C

0000 - 2400 (Wednesday 24H Session)

TIME	Movement 8.13: Northbound from Pyewipe Road to Moody Lane							
	P/CYCLE	M/CYCLE	CAR	TAXI	LGV	OGV1	OGV2	BUS/COACH
0000 - 0015	0	0	1	0	0	0	0	0
0015 - 0030	0	0	1	0	0	0	0	0
0030 - 0045	0	0	2	0	1	0	0	0
0045 - 0100	0	0	0	0	0	0	0	0
Hourly Total	0	0	4	0	1	0	0	0
Hourly Average	0.00	0.00	1.00	0.00	0.25	0.00	0.00	0.00
0100 - 0115	0	0	1	0	0	0	0	0
0115 - 0130	0	0	1	0	0	0	0	0
0130 - 0145	0	0	2	0	0	0	0	0
0145 - 0200	0	0	0	0	0	1	0	0
Hourly Total	0	0	4	0	0	1	0	0
Hourly Average	0.00	0.00	1.00	0.00	0.00	0.25	0.00	0.00
0200 - 0215	0	0	1	0	0	0	0	0
0215 - 0230	0	0	0	0	0	0	0	0
0230 - 0245	0	0	1	0	0	0	0	0
0245 - 0300	0	0	1	0	1	0	0	0
Hourly Total	0	0	3	0	1	0	0	0
Hourly Average	0.00	0.00	0.75	0.00	0.25	0.00	0.00	0.00
0300 - 0315	0	0	0	0	0	0	0	0
0315 - 0330	0	0	1	0	0	0	0	0
0330 - 0345	0	0	2	0	1	0	0	0
0345 - 0400	0	0	2	0	0	0	0	0
Hourly Total	0	0	5	0	1	0	0	0
Hourly Average	0.00	0.00	1.25	0.00	0.25	0.00	0.00	0.00
0400 - 0415	0	0	2	0	0	0	0	0
0415 - 0430	0	0	6	0	0	0	0	0
0430 - 0445	0	0	7	0	1	0	0	0
0445 - 0500	0	0	9	0	1	0	0	0
Hourly Total	0	0	24	0	2	0	0	0
Hourly Average	0.00	0.00	6.00	0.00	0.50	0.00	0.00	0.00
0500 - 0515	0	0	15	0	1	0	0	0
0515 - 0530	0	0	26	0	2	0	1	0
0530 - 0545	0	0	33	0	3	1	0	0
0545 - 0600	0	0	25	0	2	1	3	0
Hourly Total	0	0	99	0	8	2	4	0
Hourly Average	0.00	0.00	24.75	0.00	2.00	0.50	1.00	0.00
0600 - 0615	0	0	17	0	5	0	1	0
0615 - 0630	0	0	22	0	3	0	0	0
0630 - 0645	0	0	25	0	4	0	0	0
0645 - 0700	0	0	30	0	6	1	0	0
Hourly Total	0	0	94	0	18	1	1	0
Hourly Average	0.00	0.00	23.50	0.00	4.50	0.25	0.25	0.00
0700 - 0715	0	0	23	0	7	1	1	0
0715 - 0730	0	0	28	0	6	0	1	0
0730 - 0745	0	0	24	0	5	0	1	0
0745 - 0800	0	0	28	0	7	0	0	0
Hourly Total	0	0	103	0	25	1	3	0
Hourly Average	0.00	0.00	25.75	0.00	6.25	0.25	0.75	0.00
0800 - 0815	0	0	28	0	7	0	1	0
0815 - 0830	0	0	29	1	7	0	1	0
0830 - 0845	0	0	31	1	6	2	0	0
0845 - 0900	0	0	28	1	5	0	1	0
Hourly Total	0	0	116	3	25	2	3	0
Hourly Average	0.00	0.00	29.00	0.75	6.25	0.50	0.75	0.00
0900 - 0915	0	0	31	0	5	0	0	0
0915 - 0930	0	0	22	0	6	0	0	0

0930 - 0945	0	0	23	1	6	1	0	0
0945 - 1000	0	0	27	0	7	0	0	0
Hourly Total	0	0	103	1	24	1	0	0
Hourly Average	0.00	0.00	25.75	0.25	6.00	0.25	0.00	0.00
1000 - 1015	0	0	19	0	4	2	0	0
1015 - 1030	0	0	22	1	4	1	0	0
1030 - 1045	0	0	23	1	6	0	0	0
1045 - 1100	0	0	20	0	7	0	0	0
Hourly Total	0	0	84	2	21	3	0	0
Hourly Average	0.00	0.00	21.00	0.50	5.25	0.75	0.00	0.00
1100 - 1115	0	0	20	1	6	1	0	0
1115 - 1130	0	0	26	0	6	0	0	0
1130 - 1145	0	0	23	0	5	3	0	0
1145 - 1200	0	0	21	1	5	0	0	0
Hourly Total	0	0	90	2	22	4	0	0
Hourly Average	0.00	0.00	22.50	0.50	5.50	1.00	0.00	0.00
1200 - 1215	0	0	24	0	6	2	0	0
1215 - 1230	0	0	25	0	4	0	0	0
1230 - 1245	0	0	25	0	5	2	0	0
1245 - 1300	0	0	31	0	6	1	0	0
Hourly Total	0	0	105	0	21	5	0	0
Hourly Average	0.00	0.00	26.25	0.00	5.25	1.25	0.00	0.00
1300 - 1315	0	0	30	0	5	0	0	0
1315 - 1330	0	0	27	0	6	3	0	0
1330 - 1345	0	0	33	0	8	3	0	0
1345 - 1400	0	0	27	0	4	1	0	0
Hourly Total	0	0	117	0	23	7	0	0
Hourly Average	0.00	0.00	29.25	0.00	5.75	1.75	0.00	0.00
1400 - 1415	0	0	22	0	8	0	0	0
1415 - 1430	0	0	22	1	7	0	0	0
1430 - 1445	0	0	26	1	7	1	0	0
1445 - 1500	0	0	25	0	6	0	0	0
Hourly Total	0	0	95	2	28	1	0	0
Hourly Average	0.00	0.00	23.75	0.50	7.00	0.25	0.00	0.00
1500 - 1515	0	0	22	0	4	1	0	0
1515 - 1530	0	0	24	0	6	0	0	0
1530 - 1545	0	0	26	0	6	2	0	0
1545 - 1600	0	0	25	0	5	1	0	0
Hourly Total	0	0	97	0	21	4	0	0
Hourly Average	0.00	0.00	24.25	0.00	5.25	1.00	0.00	0.00
1600 - 1615	0	0	30	0	5	1	0	0
1615 - 1630	0	0	26	0	4	0	0	0
1630 - 1645	0	0	29	0	5	0	0	0
1645 - 1700	0	0	31	1	3	0	0	0
Hourly Total	0	0	116	1	17	1	0	0
Hourly Average	0.00	0.00	29.00	0.25	4.25	0.25	0.00	0.00
1700 - 1715	0	0	32	0	2	0	0	0
1715 - 1730	0	0	37	1	3	0	0	0
1730 - 1745	0	0	30	0	4	0	0	0
1745 - 1800	0	0	28	0	3	0	0	0
Hourly Total	0	0	127	1	12	0	0	0
Hourly Average	0.00	0.00	31.75	0.25	3.00	0.00	0.00	0.00
1800 - 1815	0	0	24	0	3	0	0	0
1815 - 1830	0	0	25	0	2	0	0	0
1830 - 1845	0	0	18	0	2	1	0	0
1845 - 1900	0	0	19	0	2	0	0	0
Hourly Total	0	0	86	0	9	1	0	0
Hourly Average	0.00	0.00	21.50	0.00	2.25	0.25	0.00	0.00
1900 - 1915	0	0	15	0	1	0	0	0
1915 - 1930	0	0	13	0	1	0	0	0
1930 - 1945	0	0	13	0	1	0	0	0
1945 - 2000	0	0	14	0	1	0	0	0
Hourly Total	0	0	55	0	4	0	0	0
Hourly Average	0.00	0.00	13.75	0.00	1.00	0.00	0.00	0.00
2000 - 2015	0	0	10	0	1	0	0	0
2015 - 2030	0	0	7	0	0	0	0	0
2030 - 2045	0	0	7	0	0	0	0	0
2045 - 2100	0	0	6	0	0	0	0	0
Hourly Total	0	0	30	0	1	0	0	0
Hourly Average	0.00	0.00	7.50	0.00	0.25	0.00	0.00	0.00
2100 - 2115	0	0	7	0	0	0	0	0
2115 - 2130	0	0	9	0	1	0	0	0
2130 - 2145	0	0	9	0	0	0	0	0
2145 - 2200	0	0	7	0	0	0	0	0
Hourly Total	0	0	32	0	1	0	0	0
Hourly Average	0.00	0.00	8.00	0.00	0.25	0.00	0.00	0.00
2200 - 2215	0	0	7	0	0	0	0	0
2215 - 2230	0	0	6	0	0	0	0	0
2230 - 2245	0	0	5	0	0	0	0	0
2245 - 2300	0	0	3	0	0	0	0	0
Hourly Total	0	0	21	0	0	0	0	0
Hourly Average	0.00	0.00	5.25	0.00	0.00	0.00	0.00	0.00
2300 - 2315	0	0	4	0	0	0	0	0

2315 - 2330	0	0	3	0	0	0	0	0
2330 - 2345	0	0	2	0	0	0	0	0
2345 - 0000	0	0	1	0	0	0	0	0
Hourly Total	0	0	10	0	0	0	0	0
Hourly Average	0.00	0.00	2.50	0.00	0.00	0.00	0.00	0.00

Session Total	0	0	1620	12	285	34	11	0
Session Average	0.00	0.00	16.88	0.13	2.97	0.35	0.11	0.00

Date
Thursday 25 April 2019

Weather
Sunny Intervals
Temp: 12°C

0000 - 2400 (Thursday 24H Session)

TIME	Movement 8.13: Northbound from Pyewipe Road to Moody Lane							
	P/CYCLE	M/CYCLE	CAR	TAXI	LGV	OGV1	OGV2	BUS/COACH
0000 - 0015	0	0	1	1	0	0	0	0
0015 - 0030	0	0	2	1	0	0	0	0
0030 - 0045	0	0	0	0	0	0	0	0
0045 - 0100	0	0	0	0	0	0	0	0
Hourly Total	0	0	3	2	0	0	0	0
Hourly Average	0.00	0.00	0.75	0.50	0.00	0.00	0.00	0.00
0100 - 0115	0	0	1	0	0	0	0	0
0115 - 0130	0	0	0	0	0	0	0	0
0130 - 0145	0	0	1	0	0	0	0	0
0145 - 0200	0	0	1	1	0	0	0	0
Hourly Total	0	0	3	1	0	0	0	0
Hourly Average	0.00	0.00	0.75	0.25	0.00	0.00	0.00	0.00
0200 - 0215	0	0	1	0	0	0	0	0
0215 - 0230	0	0	2	0	0	0	0	0
0230 - 0245	0	0	1	0	0	0	0	0
0245 - 0300	0	0	1	0	0	0	0	0
Hourly Total	0	0	5	0	0	0	0	0
Hourly Average	0.00	0.00	1.25	0.00	0.00	0.00	0.00	0.00
0300 - 0315	0	0	0	0	0	0	0	0
0315 - 0330	0	0	0	0	0	0	0	0
0330 - 0345	0	0	1	0	0	0	0	0
0345 - 0400	0	0	1	0	0	0	0	0
Hourly Total	0	0	2	0	0	0	0	0
Hourly Average	0.00	0.00	0.50	0.00	0.00	0.00	0.00	0.00
0400 - 0415	0	0	2	0	0	0	0	0
0415 - 0430	0	0	3	0	0	0	0	0
0430 - 0445	0	0	6	0	0	0	0	0
0445 - 0500	0	0	4	0	0	0	0	0
Hourly Total	0	0	15	0	0	0	0	0
Hourly Average	0.00	0.00	3.75	0.00	0.00	0.00	0.00	0.00
0500 - 0515	0	0	6	0	2	0	0	0
0515 - 0530	0	0	9	0	0	0	0	0
0530 - 0545	0	0	16	0	1	0	0	0
0545 - 0600	0	0	17	0	0	0	1	0
Hourly Total	0	0	48	0	3	0	1	0
Hourly Average	0.00	0.00	12.00	0.00	0.75	0.00	0.25	0.00
0600 - 0615	0	0	15	0	4	0	0	0
0615 - 0630	0	0	19	0	4	0	2	0
0630 - 0645	0	0	25	0	3	0	1	0
0645 - 0700	0	0	28	0	5	0	0	0
Hourly Total	0	0	87	0	16	0	3	0
Hourly Average	0.00	0.00	21.75	0.00	4.00	0.00	0.75	0.00
0700 - 0715	0	0	23	0	6	0	0	0
0715 - 0730	0	0	22	0	4	0	0	0
0730 - 0745	0	0	25	0	5	0	0	0
0745 - 0800	0	0	27	0	5	0	0	0
Hourly Total	0	0	97	0	20	0	0	0
Hourly Average	0.00	0.00	24.25	0.00	5.00	0.00	0.00	0.00
0800 - 0815	0	0	26	0	7	1	0	0
0815 - 0830	0	0	21	0	5	2	0	0
0830 - 0845	0	0	31	0	7	0	0	0
0845 - 0900	0	0	29	1	6	1	0	0
Hourly Total	0	0	107	1	25	4	0	0
Hourly Average	0.00	0.00	26.75	0.25	6.25	1.00	0.00	0.00
0900 - 0915	0	0	22	0	5	0	0	0
0915 - 0930	0	0	20	1	6	0	0	0
0930 - 0945	0	0	25	0	5	2	0	0
0945 - 1000	0	0	23	0	8	0	0	0
Hourly Total	0	0	90	1	24	2	0	0
Hourly Average	0.00	0.00	22.50	0.25	6.00	0.50	0.00	0.00
1000 - 1015	0	0	22	0	8	0	1	0
1015 - 1030	0	0	20	0	5	1	0	0

1030 - 1045	0	0	22	1	5	0	0	0
1045 - 1100	0	0	18	2	6	1	0	0
Hourly Total	0	0	82	3	24	2	1	0
Hourly Average	0.00	0.00	20.50	0.75	6.00	0.50	0.25	0.00
1100 - 1115	0	0	22	0	6	1	0	0
1115 - 1130	0	0	23	1	7	1	0	0
1130 - 1145	0	0	18	0	6	0	0	0
1145 - 1200	0	0	23	0	5	1	0	0
Hourly Total	0	0	86	1	24	3	0	0
Hourly Average	0.00	0.00	21.50	0.25	6.00	0.75	0.00	0.00
1200 - 1215	0	0	21	0	7	1	1	0
1215 - 1230	0	0	24	0	7	1	1	0
1230 - 1245	0	0	25	1	5	1	0	0
1245 - 1300	0	0	23	0	7	1	0	0
Hourly Total	0	0	93	1	26	4	2	0
Hourly Average	0.00	0.00	23.25	0.25	6.50	1.00	0.50	0.00
1300 - 1315	0	0	21	0	5	2	0	0
1315 - 1330	0	0	27	0	4	1	0	0
1330 - 1345	0	0	24	0	6	0	0	0
1345 - 1400	0	0	25	0	4	6	0	0
Hourly Total	0	0	97	0	19	9	0	0
Hourly Average	0.00	0.00	24.25	0.00	4.75	2.25	0.00	0.00
1400 - 1415	0	0	16	1	6	4	0	0
1415 - 1430	0	0	18	0	7	3	0	0
1430 - 1445	0	0	19	0	6	0	0	0
1445 - 1500	0	0	21	0	6	0	0	0
Hourly Total	0	0	74	1	25	7	0	0
Hourly Average	0.00	0.00	18.50	0.25	6.25	1.75	0.00	0.00
1500 - 1515	0	0	21	1	3	2	0	0
1515 - 1530	0	0	25	1	4	0	0	0
1530 - 1545	0	0	20	1	5	0	0	0
1545 - 1600	0	0	22	0	6	2	0	0
Hourly Total	0	0	88	3	18	4	0	0
Hourly Average	0.00	0.00	22.00	0.75	4.50	1.00	0.00	0.00
1600 - 1615	1	0	12	0	2	0	0	0
1615 - 1630	0	0	12	0	2	0	0	0
1630 - 1645	0	0	11	0	2	0	0	0
1645 - 1700	0	0	12	0	1	0	0	0
Hourly Total	1	0	47	0	7	0	0	0
Hourly Average	0.25	0.00	11.75	0.00	1.75	0.00	0.00	0.00
1700 - 1715	0	0	12	0	1	0	0	0
1715 - 1730	0	0	13	0	1	0	0	0
1730 - 1745	0	0	11	0	1	0	0	0
1745 - 1800	0	0	11	0	1	0	0	0
Hourly Total	0	0	47	0	4	0	0	0
Hourly Average	0.00	0.00	11.75	0.00	1.00	0.00	0.00	0.00
1800 - 1815	0	0	11	0	1	0	0	0
1815 - 1830	0	0	8	0	1	0	0	0
1830 - 1845	0	0	8	0	1	1	0	0
1845 - 1900	0	0	7	0	0	0	0	0
Hourly Total	0	0	34	0	3	1	0	0
Hourly Average	0.00	0.00	8.50	0.00	0.75	0.25	0.00	0.00
1900 - 1915	0	0	6	0	0	0	0	0
1915 - 1930	0	0	6	0	0	0	0	0
1930 - 1945	0	0	5	0	0	0	0	0
1945 - 2000	0	0	4	0	0	0	0	0
Hourly Total	0	0	21	0	0	0	0	0
Hourly Average	0.00	0.00	5.25	0.00	0.00	0.00	0.00	0.00
2000 - 2015	0	0	2	0	1	0	0	0
2015 - 2030	0	0	1	0	0	0	0	0
2030 - 2045	0	0	2	1	0	0	0	0
2045 - 2100	0	0	0	0	1	0	0	0
Hourly Total	0	0	5	1	2	0	0	0
Hourly Average	0.00	0.00	1.25	0.25	0.50	0.00	0.00	0.00
2100 - 2115	0	0	4	0	1	1	0	0
2115 - 2130	0	0	2	0	0	0	0	0
2130 - 2145	0	0	1	0	0	0	0	0
2145 - 2200	0	0	1	1	0	0	0	0
Hourly Total	0	0	8	1	1	1	0	0
Hourly Average	0.00	0.00	2.00	0.25	0.25	0.25	0.00	0.00
2200 - 2215	0	0	3	0	0	0	0	0
2215 - 2230	0	0	0	0	0	0	0	0
2230 - 2245	0	0	0	0	0	0	0	0
2245 - 2300	0	0	0	1	0	0	0	0
Hourly Total	0	0	3	1	0	0	0	0
Hourly Average	0.00	0.00	0.75	0.25	0.00	0.00	0.00	0.00
2300 - 2315	0	0	0	0	0	0	0	0
2315 - 2330	0	0	0	0	0	0	0	0
2330 - 2345	0	0	3	0	0	0	0	0
2345 - 0000	0	0	1	0	0	0	0	0
Hourly Total	0	0	4	0	0	0	0	0
Hourly Average	0.00	0.00	1.00	0.00	0.00	0.00	0.00	0.00

Session Total	1	0	1146	17	241	37	7	0
Session Average	0.01	0.00	11.94	0.18	2.51	0.39	0.07	0.00

Original Data	
TOTAL	PCU TOTAL
1	1.00
1	1.00
3	3.00
0	0.00
5	5.00
1.25	1.25
1	1.00
1	1.00
2	2.00
1	1.50
5	5.50
1.25	1.38
1	1.00
0	0.00
1	1.00
2	2.00
4	4.00
1.00	1.00
0	0.00
1	1.00
3	3.00
2	2.00
6	6.00
1.50	1.50
2	2.00
6	6.00
8	8.00
10	10.00
26	26.00
6.50	6.50
16	16.00
29	30.30
37	37.50
31	35.40
113	119.20
28.25	29.80
23	24.30
25	25.00
29	29.00
37	37.50
114	115.80
28.50	28.95
32	33.80
35	36.30
30	31.30
35	35.00
132	136.40
33.00	34.10
36	37.30
38	39.30
40	41.00
35	36.30
149	153.90
37.25	38.48
36	36.00
28	28.00

31	31.50
34	34.00
129	129.50
32.25	32.38
25	26.00
28	28.50
30	30.00
27	27.00
110	111.50
27.50	27.88
28	28.50
32	32.00
31	32.50
27	27.00
118	120.00
29.50	30.00
32	33.00
29	29.00
32	33.00
38	38.50
131	133.50
32.75	33.38
35	35.00
36	37.50
44	45.50
32	32.50
147	150.50
36.75	37.63
30	30.00
30	30.00
35	35.50
31	31.00
126	126.50
31.50	31.63
27	27.50
30	30.00
34	35.00
31	31.50
122	124.00
30.50	31.00
36	36.50
30	30.00
34	34.00
35	35.00
135	135.50
33.75	33.88
34	34.00
41	41.00
34	34.00
31	31.00
140	140.00
35.00	35.00
27	27.00
27	27.00
21	21.50
21	21.00
96	96.50
24.00	24.13
16	16.00
14	14.00
14	14.00
15	15.00
59	59.00
14.75	14.75
11	11.00
7	7.00
7	7.00
6	6.00
31	31.00
7.75	7.75
7	7.00
10	10.00
9	9.00
7	7.00
33	33.00
8.25	8.25
7	7.00
6	6.00
5	5.00
3	3.00
21	21.00
5.25	5.25
4	4.00

3	3.00
2	2.00
1	1.00
10	10.00
2.50	2.50

1962	1993.30
20.44	20.76

Original Data	
TOTAL	PCU TOTAL
2	2.00
3	3.00
0	0.00
0	0.00
5	5.00
1.25	1.25
1	1.00
0	0.00
1	1.00
2	2.00
4	4.00
1.00	1.00
1	1.00
2	2.00
1	1.00
1	1.00
5	5.00
1.25	1.25
0	0.00
0	0.00
1	1.00
1	1.00
2	2.00
0.50	0.50
2	2.00
3	3.00
6	6.00
4	4.00
15	15.00
3.75	3.75
8	8.00
9	9.00
17	17.00
18	19.30
52	53.30
13.00	13.33
19	19.00
25	27.60
29	30.30
33	33.00
106	109.90
26.50	27.48
29	29.00
26	26.00
30	30.00
32	32.00
117	117.00
29.25	29.25
34	34.50
28	29.00
38	38.00
37	37.50
137	139.00
34.25	34.75
27	27.00
27	27.00
32	33.00
31	31.00
117	118.00
29.25	29.50
31	32.30
26	26.50

28	28.00
27	27.50
112	114.30
28.00	28.58
29	29.50
32	32.50
24	24.00
29	29.50
114	115.50
28.50	28.88
30	31.80
33	34.80
32	32.50
31	31.50
126	130.60
31.50	32.65
28	29.00
32	32.50
30	30.00
35	38.00
125	129.50
31.25	32.38
27	29.00
28	29.50
25	25.00
27	27.00
107	110.50
26.75	27.63
27	28.00
30	30.00
26	26.00
30	31.00
113	115.00
28.25	28.75
15	14.20
14	14.00
13	13.00
13	13.00
55	54.20
13.75	13.55
13	13.00
14	14.00
12	12.00
12	12.00
51	51.00
12.75	12.75
12	12.00
9	9.00
10	10.50
7	7.00
38	38.50
9.50	9.63
6	6.00
6	6.00
5	5.00
4	4.00
21	21.00
5.25	5.25
3	3.00
1	1.00
3	3.00
1	1.00
8	8.00
2.00	2.00
6	6.50
2	2.00
1	1.00
2	2.00
11	11.50
2.75	2.88
3	3.00
0	0.00
0	0.00
1	1.00
4	4.00
1.00	1.00
0	0.00
0	0.00
3	3.00
1	1.00
4	4.00
1.00	1.00

1449	1475.80
15.09	15.37

Immingham, Lincolnshire
Classified Junction Count

Site 8 of 9
Moody Lane
A180 Westgate
Pyewipe Road
Birchin Way
A180

Lat/Long
lat 53.575056° lon -0.096573°

Date
Wednesday 24 April 2019

Weather
Sunny Intervals
Temp: 15°C

0000 - 2400 (Wednesday 24H Session)

TIME	Movement 8.14: Right from Pyewipe Road to A180 Westgate							
	P/CYCLE	M/CYCLE	CAR	TAXI	LGV	OGV1	OGV2	BUS/COACH
0000 - 0015	0	0	1	0	0	0	0	0
0015 - 0030	0	0	1	0	0	0	0	0
0030 - 0045	0	0	1	0	1	0	0	0
0045 - 0100	0	0	0	0	0	0	0	0
Hourly Total	0	0	3	0	1	0	0	0
Hourly Average	0.00	0.00	0.75	0.00	0.25	0.00	0.00	0.00
0100 - 0115	0	0	1	0	0	0	0	0
0115 - 0130	0	0	1	0	0	0	0	0
0130 - 0145	0	0	1	0	0	0	0	0
0145 - 0200	0	0	0	0	0	0	0	0
Hourly Total	0	0	3	0	0	0	0	0
Hourly Average	0.00	0.00	0.75	0.00	0.00	0.00	0.00	0.00
0200 - 0215	0	0	1	0	0	0	0	0
0215 - 0230	0	0	0	0	0	0	0	0
0230 - 0245	0	0	1	0	0	0	0	0
0245 - 0300	0	0	1	0	1	0	0	0
Hourly Total	0	0	3	0	1	0	0	0
Hourly Average	0.00	0.00	0.75	0.00	0.25	0.00	0.00	0.00
0300 - 0315	0	0	0	0	0	0	0	0
0315 - 0330	0	0	1	0	0	0	0	0
0330 - 0345	0	0	2	0	1	0	0	0
0345 - 0400	0	0	2	0	0	0	0	0
Hourly Total	0	0	5	0	1	0	0	0
Hourly Average	0.00	0.00	1.25	0.00	0.25	0.00	0.00	0.00
0400 - 0415	0	0	2	0	0	0	0	0
0415 - 0430	0	0	5	0	0	0	0	0
0430 - 0445	0	0	6	0	1	0	0	0
0445 - 0500	0	0	7	0	1	0	0	0
Hourly Total	0	0	20	0	2	0	0	0
Hourly Average	0.00	0.00	5.00	0.00	0.50	0.00	0.00	0.00
0500 - 0515	0	0	12	0	1	0	0	0
0515 - 0530	0	0	20	0	1	0	0	0
0530 - 0545	0	0	26	0	2	0	0	0
0545 - 0600	0	0	20	0	2	0	0	0
Hourly Total	0	0	78	0	6	0	0	0
Hourly Average	0.00	0.00	19.50	0.00	1.50	0.00	0.00	0.00
0600 - 0615	0	0	13	0	4	1	0	0
0615 - 0630	0	0	17	0	3	0	0	0
0630 - 0645	0	0	19	0	3	0	0	0
0645 - 0700	0	0	23	0	5	0	0	0
Hourly Total	0	0	72	0	15	1	0	0
Hourly Average	0.00	0.00	18.00	0.00	3.75	0.25	0.00	0.00
0700 - 0715	0	0	18	0	5	0	1	0
0715 - 0730	0	0	22	0	4	0	0	0
0730 - 0745	0	0	19	0	4	0	0	1
0745 - 0800	0	0	21	0	6	0	0	0
Hourly Total	0	0	80	0	19	0	1	1
Hourly Average	0.00	0.00	20.00	0.00	4.75	0.00	0.25	0.25
0800 - 0815	0	0	21	0	6	0	0	0
0815 - 0830	0	0	23	1	5	0	0	0
0830 - 0845	0	0	24	1	5	0	0	0
0845 - 0900	0	1	22	0	1	0	0	0
Hourly Total	0	1	90	2	17	0	0	0
Hourly Average	0.00	0.25	22.50	0.50	4.25	0.00	0.00	0.00
0900 - 0915	0	0	24	0	4	2	0	0
0915 - 0930	0	0	17	0	5	1	1	0

0930 - 0945	0	0	17	1	5	0	1	0
0945 - 1000	0	0	21	0	5	0	0	0
Hourly Total	0	0	79	1	19	3	2	0
Hourly Average	0.00	0.00	19.75	0.25	4.75	0.75	0.50	0.00
1000 - 1015	0	0	15	0	3	2	0	0
1015 - 1030	0	0	17	1	3	1	0	1
1030 - 1045	0	0	18	1	4	1	0	0
1045 - 1100	0	0	16	0	5	0	0	0
Hourly Total	0	0	66	2	15	4	0	1
Hourly Average	0.00	0.00	16.50	0.50	3.75	1.00	0.00	0.25
1100 - 1115	0	0	16	1	4	0	0	0
1115 - 1130	0	0	20	0	5	0	0	0
1130 - 1145	0	0	18	0	4	0	0	0
1145 - 1200	0	0	16	1	4	0	0	0
Hourly Total	0	0	70	2	17	0	0	0
Hourly Average	0.00	0.00	17.50	0.50	4.25	0.00	0.00	0.00
1200 - 1215	0	0	19	0	4	1	0	0
1215 - 1230	0	0	19	0	3	0	0	0
1230 - 1245	0	0	20	0	4	1	0	0
1245 - 1300	0	0	24	0	5	0	0	0
Hourly Total	0	0	82	0	16	2	0	0
Hourly Average	0.00	0.00	20.50	0.00	4.00	0.50	0.00	0.00
1300 - 1315	0	0	23	0	4	1	0	0
1315 - 1330	0	0	21	0	5	0	1	0
1330 - 1345	0	0	25	0	6	0	0	0
1345 - 1400	0	0	21	0	3	0	0	0
Hourly Total	0	0	90	0	18	1	1	0
Hourly Average	0.00	0.00	22.50	0.00	4.50	0.25	0.25	0.00
1400 - 1415	0	0	17	0	6	0	0	0
1415 - 1430	0	0	17	1	6	0	0	0
1430 - 1445	0	0	20	1	6	2	0	0
1445 - 1500	0	0	19	0	5	0	0	0
Hourly Total	0	0	73	2	23	2	0	0
Hourly Average	0.00	0.00	18.25	0.50	5.75	0.50	0.00	0.00
1500 - 1515	0	0	17	0	3	0	0	0
1515 - 1530	0	0	19	0	5	0	0	0
1530 - 1545	0	0	20	0	5	0	0	0
1545 - 1600	0	0	19	0	4	0	0	0
Hourly Total	0	0	75	0	17	0	0	0
Hourly Average	0.00	0.00	18.75	0.00	4.25	0.00	0.00	0.00
1600 - 1615	0	0	23	0	4	0	0	0
1615 - 1630	0	0	20	0	3	1	0	0
1630 - 1645	0	0	23	0	5	0	0	0
1645 - 1700	0	0	24	1	2	0	0	0
Hourly Total	0	0	90	1	14	1	0	0
Hourly Average	0.00	0.00	22.50	0.25	3.50	0.25	0.00	0.00
1700 - 1715	0	0	25	0	2	0	0	0
1715 - 1730	0	0	29	1	3	0	0	0
1730 - 1745	0	0	23	0	3	0	0	0
1745 - 1800	0	0	22	0	2	0	0	1
Hourly Total	0	0	99	1	10	0	0	1
Hourly Average	0.00	0.00	24.75	0.25	2.50	0.00	0.00	0.25
1800 - 1815	0	0	18	0	2	1	1	0
1815 - 1830	0	0	19	0	2	0	0	0
1830 - 1845	0	0	14	0	1	0	0	0
1845 - 1900	0	0	15	0	2	0	1	0
Hourly Total	0	0	66	0	7	1	2	0
Hourly Average	0.00	0.00	16.50	0.00	1.75	0.25	0.50	0.00
1900 - 1915	0	0	11	0	1	0	0	0
1915 - 1930	0	0	10	0	1	0	0	0
1930 - 1945	0	0	10	0	1	0	0	0
1945 - 2000	0	0	11	0	1	0	0	0
Hourly Total	0	0	42	0	4	0	0	0
Hourly Average	0.00	0.00	10.50	0.00	1.00	0.00	0.00	0.00
2000 - 2015	0	0	8	0	1	0	0	0
2015 - 2030	0	0	5	0	0	0	0	0
2030 - 2045	0	0	6	0	0	0	0	0
2045 - 2100	0	0	4	0	0	0	0	0
Hourly Total	0	0	23	0	1	0	0	0
Hourly Average	0.00	0.00	5.75	0.00	0.25	0.00	0.00	0.00
2100 - 2115	0	0	6	0	0	0	0	0
2115 - 2130	0	0	7	0	1	0	0	0
2130 - 2145	0	0	7	0	0	0	0	0
2145 - 2200	0	0	5	0	0	0	0	0
Hourly Total	0	0	25	0	1	0	0	0
Hourly Average	0.00	0.00	6.25	0.00	0.25	0.00	0.00	0.00
2200 - 2215	0	0	5	0	0	0	0	0
2215 - 2230	0	0	4	0	0	0	0	0
2230 - 2245	0	0	4	0	0	0	0	0
2245 - 2300	0	0	2	0	0	0	0	0
Hourly Total	0	0	15	0	0	0	0	0
Hourly Average	0.00	0.00	3.75	0.00	0.00	0.00	0.00	0.00
2300 - 2315	0	0	3	0	0	0	0	0

2315 - 2330	0	0	2	0	0	0	0	0
2330 - 2345	0	0	1	0	1	0	0	0
2345 - 0000	0	0	1	0	0	0	0	0
Hourly Total	0	0	7	0	1	0	0	0
Hourly Average	0.00	0.00	1.75	0.00	0.25	0.00	0.00	0.00

Session Total	0	1	1256	11	225	15	6	3
Session Average	0.00	0.01	13.08	0.11	2.34	0.16	0.06	0.03

Date
Thursday 25 April 2019

Weather
Sunny Intervals
Temp: 12°C

0000 - 2400 (Thursday 24H Session)

Movement 8.14: Right from Pyewipe Road to A180 Westgate								
TIME	P/CYCLE	M/CYCLE	CAR	TAXI	LGV	OGV1	OGV2	BUS/COACH
0000 - 0015	0	0	1	0	1	0	0	0
0015 - 0030	0	0	3	0	0	0	0	0
0030 - 0045	0	0	4	0	0	0	0	0
0045 - 0100	0	0	3	0	1	0	1	0
Hourly Total	0	0	11	0	2	0	1	0
Hourly Average	0.00	0.00	2.75	0.00	0.50	0.00	0.25	0.00
0100 - 0115	0	0	7	1	0	0	0	0
0115 - 0130	0	0	0	1	0	0	0	0
0130 - 0145	0	0	2	1	0	0	0	0
0145 - 0200	0	0	1	0	0	0	0	0
Hourly Total	0	0	10	3	0	0	0	0
Hourly Average	0.00	0.00	2.50	0.75	0.00	0.00	0.00	0.00
0200 - 0215	0	0	0	0	0	0	0	0
0215 - 0230	0	0	3	0	0	0	0	0
0230 - 0245	0	0	0	0	0	0	0	0
0245 - 0300	0	0	1	1	0	0	0	0
Hourly Total	0	0	4	1	0	0	0	0
Hourly Average	0.00	0.00	1.00	0.25	0.00	0.00	0.00	0.00
0300 - 0315	0	0	2	0	0	0	0	0
0315 - 0330	0	1	3	0	0	0	0	0
0330 - 0345	0	0	3	0	0	0	0	0
0345 - 0400	0	0	4	0	0	0	0	0
Hourly Total	0	1	12	0	0	0	0	0
Hourly Average	0.00	0.25	3.00	0.00	0.00	0.00	0.00	0.00
0400 - 0415	0	0	3	0	1	0	0	0
0415 - 0430	0	1	2	0	0	0	0	0
0430 - 0445	0	0	11	0	1	0	0	0
0445 - 0500	0	1	7	0	2	0	0	0
Hourly Total	0	2	23	0	4	0	0	0
Hourly Average	0.00	0.50	5.75	0.00	1.00	0.00	0.00	0.00
0500 - 0515	0	0	19	0	2	0	0	0
0515 - 0530	0	0	27	0	4	0	0	0
0530 - 0545	0	0	25	0	1	0	0	0
0545 - 0600	0	0	22	0	4	0	0	0
Hourly Total	0	0	93	0	11	0	0	0
Hourly Average	0.00	0.00	23.25	0.00	2.75	0.00	0.00	0.00
0600 - 0615	0	1	14	0	1	0	0	0
0615 - 0630	0	0	14	0	0	0	0	0
0630 - 0645	0	2	19	2	1	0	0	0
0645 - 0700	0	0	25	0	0	0	0	0
Hourly Total	0	3	72	2	2	0	0	0
Hourly Average	0.00	0.75	18.00	0.50	0.50	0.00	0.00	0.00
0700 - 0715	0	0	15	2	1	0	0	0
0715 - 0730	0	1	10	2	1	0	0	0
0730 - 0745	0	0	19	1	0	0	0	0
0745 - 0800	0	1	18	3	0	1	1	0
Hourly Total	0	2	62	8	2	1	1	0
Hourly Average	0.00	0.50	15.50	2.00	0.50	0.25	0.25	0.00
0800 - 0815	0	0	27	0	0	0	0	0
0815 - 0830	0	0	14	1	0	1	0	0
0830 - 0845	0	1	43	4	5	2	0	0
0845 - 0900	0	0	34	2	9	1	0	0
Hourly Total	0	1	118	7	14	4	0	0
Hourly Average	0.00	0.25	29.50	1.75	3.50	1.00	0.00	0.00
0900 - 0915	0	0	36	4	5	1	1	1
0915 - 0930	0	0	35	2	1	0	1	0
0930 - 0945	0	0	23	0	2	0	0	0
0945 - 1000	0	1	36	0	2	1	0	0
Hourly Total	0	1	130	6	10	2	2	1
Hourly Average	0.00	0.25	32.50	1.50	2.50	0.50	0.50	0.25
1000 - 1015	0	0	26	2	1	1	0	0
1015 - 1030	0	1	17	2	2	1	0	0

1030 - 1045	0	0	25	2	4	0	0	0
1045 - 1100	0	0	20	0	3	0	0	0
Hourly Total	0	1	88	6	10	2	0	0
Hourly Average	0.00	0.25	22.00	1.50	2.50	0.50	0.00	0.00
1100 - 1115	0	0	28	0	3	1	0	0
1115 - 1130	0	0	28	3	7	0	0	0
1130 - 1145	0	1	24	2	2	1	0	0
1145 - 1200	0	1	14	3	2	1	0	0
Hourly Total	0	2	94	8	14	3	0	0
Hourly Average	0.00	0.50	23.50	2.00	3.50	0.75	0.00	0.00
1200 - 1215	0	0	17	1	2	1	0	0
1215 - 1230	0	0	14	3	0	0	0	0
1230 - 1245	0	0	19	5	8	0	0	0
1245 - 1300	0	0	17	3	3	0	0	0
Hourly Total	0	0	67	12	13	1	0	0
Hourly Average	0.00	0.00	16.75	3.00	3.25	0.25	0.00	0.00
1300 - 1315	0	1	21	1	0	0	1	0
1315 - 1330	0	0	35	0	0	0	0	0
1330 - 1345	0	0	16	0	3	1	0	0
1345 - 1400	0	0	23	5	2	0	0	0
Hourly Total	0	1	95	6	5	1	1	0
Hourly Average	0.00	0.25	23.75	1.50	1.25	0.25	0.25	0.00
1400 - 1415	0	0	16	2	5	2	0	0
1415 - 1430	0	0	28	1	4	2	0	1
1430 - 1445	0	0	12	4	0	2	0	0
1445 - 1500	0	0	20	2	9	0	0	0
Hourly Total	0	0	76	9	18	6	0	1
Hourly Average	0.00	0.00	19.00	2.25	4.50	1.50	0.00	0.25
1500 - 1515	0	0	9	4	2	2	0	0
1515 - 1530	0	0	27	3	0	1	0	0
1530 - 1545	0	1	25	3	6	0	0	0
1545 - 1600	0	0	17	2	0	1	0	0
Hourly Total	0	1	78	12	8	4	0	0
Hourly Average	0.00	0.25	19.50	3.00	2.00	1.00	0.00	0.00
1600 - 1615	0	0	38	3	7	0	0	0
1615 - 1630	0	1	15	7	8	1	0	0
1630 - 1645	0	0	36	2	7	0	0	1
1645 - 1700	0	0	33	1	5	0	0	0
Hourly Total	0	1	122	13	27	1	0	1
Hourly Average	0.00	0.25	30.50	3.25	6.75	0.25	0.00	0.25
1700 - 1715	0	1	27	1	0	0	0	0
1715 - 1730	0	0	23	1	6	0	0	0
1730 - 1745	0	0	21	4	7	0	0	0
1745 - 1800	0	1	24	2	5	0	0	0
Hourly Total	0	2	95	8	18	0	0	0
Hourly Average	0.00	0.50	23.75	2.00	4.50	0.00	0.00	0.00
1800 - 1815	0	0	31	1	5	0	0	0
1815 - 1830	0	0	24	0	3	0	0	0
1830 - 1845	0	0	45	1	2	0	1	0
1845 - 1900	0	0	43	2	4	0	0	0
Hourly Total	0	0	143	4	14	0	1	0
Hourly Average	0.00	0.00	35.75	1.00	3.50	0.00	0.25	0.00
1900 - 1915	0	0	22	1	3	0	0	0
1915 - 1930	0	0	18	1	6	0	0	0
1930 - 1945	0	0	22	3	3	0	0	0
1945 - 2000	0	0	22	2	0	0	0	0
Hourly Total	0	0	84	7	12	0	0	0
Hourly Average	0.00	0.00	21.00	1.75	3.00	0.00	0.00	0.00
2000 - 2015	0	0	15	0	5	0	0	0
2015 - 2030	0	0	30	3	2	0	0	0
2030 - 2045	0	0	18	0	2	0	0	0
2045 - 2100	0	0	18	0	0	0	0	0
Hourly Total	0	0	81	3	9	0	0	0
Hourly Average	0.00	0.00	20.25	0.75	2.25	0.00	0.00	0.00
2100 - 2115	0	0	15	0	0	0	0	0
2115 - 2130	0	0	18	0	1	0	0	0
2130 - 2145	0	0	23	0	2	0	0	0
2145 - 2200	0	0	17	0	1	0	0	0
Hourly Total	0	0	73	0	4	0	0	0
Hourly Average	0.00	0.00	18.25	0.00	1.00	0.00	0.00	0.00
2200 - 2215	0	0	12	0	0	0	0	0
2215 - 2230	0	0	10	0	1	0	0	0
2230 - 2245	0	0	11	0	0	0	1	0
2245 - 2300	0	0	4	1	0	0	0	0
Hourly Total	0	0	37	1	1	0	1	0
Hourly Average	0.00	0.00	9.25	0.25	0.25	0.00	0.25	0.00
2300 - 2315	0	0	4	0	1	0	0	0
2315 - 2330	0	0	0	0	0	0	0	0
2330 - 2345	0	0	4	0	0	0	0	0
2345 - 0000	0	0	6	2	0	0	0	0
Hourly Total	0	0	14	2	1	0	0	0
Hourly Average	0.00	0.00	3.50	0.50	0.25	0.00	0.00	0.00

Session Total	0	18	1682	118	199	25	7	3
Session Average	0.00	0.19	17.52	1.23	2.07	0.26	0.07	0.03

Original Data	
TOTAL	PCU TOTAL
1	1.00
1	1.00
2	2.00
0	0.00
4	4.00
1.00	1.00
1	1.00
1	1.00
1	1.00
0	0.00
3	3.00
0.75	0.75
1	1.00
0	0.00
1	1.00
2	2.00
4	4.00
1.00	1.00
0	0.00
1	1.00
3	3.00
2	2.00
6	6.00
1.50	1.50
2	2.00
5	5.00
7	7.00
8	8.00
22	22.00
5.50	5.50
13	13.00
21	21.00
28	28.00
22	22.00
84	84.00
21.00	21.00
18	18.50
20	20.00
22	22.00
28	28.00
88	88.50
22.00	22.13
24	25.30
26	26.00
24	25.00
27	27.00
101	103.30
25.25	25.83
27	27.00
29	29.00
30	30.00
24	23.40
110	109.40
27.50	27.35
30	31.00
24	25.80

24	25.30
26	26.00
104	108.10
26.00	27.03
20	21.00
23	24.50
24	24.50
21	21.00
88	91.00
22.00	22.75
21	21.00
25	25.00
22	22.00
21	21.00
89	89.00
22.25	22.25
24	24.50
22	22.00
25	25.50
29	29.00
100	101.00
25.00	25.25
28	28.50
27	28.30
31	31.00
24	24.00
110	111.80
27.50	27.95
23	23.00
24	24.00
29	30.00
24	24.00
100	101.00
25.00	25.25
20	20.00
24	24.00
25	25.00
23	23.00
92	92.00
23.00	23.00
27	27.00
24	24.50
28	28.00
27	27.00
106	106.50
26.50	26.63
27	27.00
33	33.00
26	26.00
25	26.00
111	112.00
27.75	28.00
22	23.80
21	21.00
15	15.00
18	19.30
76	79.10
19.00	19.78
12	12.00
11	11.00
11	11.00
12	12.00
46	46.00
11.50	11.50
9	9.00
5	5.00
6	6.00
4	4.00
24	24.00
6.00	6.00
6	6.00
8	8.00
7	7.00
5	5.00
26	26.00
6.50	6.50
5	5.00
4	4.00
4	4.00
2	2.00
15	15.00
3.75	3.75
3	3.00

2	2.00
2	2.00
1	1.00
8	8.00
2.00	2.00

1517	1534.70
15.80	15.99

Original Data	
TOTAL	PCU TOTAL
2	2.00
3	3.00
4	4.00
5	6.30
14	15.30
3.50	3.83
8	8.00
1	1.00
3	3.00
1	1.00
13	13.00
3.25	3.25
0	0.00
3	3.00
0	0.00
2	2.00
5	5.00
1.25	1.25
2	2.00
4	3.40
3	3.00
4	4.00
13	12.40
3.25	3.10
4	4.00
3	2.40
12	12.00
10	9.40
29	27.80
7.25	6.95
21	21.00
31	31.00
26	26.00
26	26.00
104	104.00
26.00	26.00
16	15.40
14	14.00
24	22.80
25	25.00
79	77.20
19.75	19.30
18	18.00
14	13.40
20	20.00
24	25.20
76	76.60
19.00	19.15
27	27.00
16	16.50
55	55.40
46	46.50
144	145.40
36.00	36.35
48	50.80
39	40.30
25	25.00
40	39.90
152	156.00
38.00	39.00
30	30.50
23	22.90

31	31.00
23	23.00
107	107.40
26.75	26.85
32	32.50
38	38.00
30	29.90
21	20.90
121	121.30
30.25	30.33
21	21.50
17	17.00
32	32.00
23	23.00
93	93.50
23.25	23.38
24	24.70
35	35.00
20	20.50
30	30.00
109	110.20
27.25	27.55
25	26.00
36	38.00
18	19.00
31	31.00
110	114.00
27.50	28.50
17	18.00
31	31.50
35	34.40
20	20.50
103	104.40
25.75	26.10
48	48.00
32	31.90
46	47.00
39	39.00
165	165.90
41.25	41.48
29	28.40
30	30.00
32	32.00
32	31.40
123	121.80
30.75	30.45
37	37.00
27	27.00
49	50.30
49	49.00
162	163.30
40.50	40.83
26	26.00
25	25.00
28	28.00
24	24.00
103	103.00
25.75	25.75
20	20.00
35	35.00
20	20.00
18	18.00
93	93.00
23.25	23.25
15	15.00
19	19.00
25	25.00
18	18.00
77	77.00
19.25	19.25
12	12.00
11	11.00
12	13.30
5	5.00
40	41.30
10.00	10.33
5	5.00
0	0.00
4	4.00
8	8.00
17	17.00
4.25	4.25

2052	2065.80
21.38	21.52

Session Total	0	0	1	1	1	1	0	0
Session Average	0.00	0.00	0.01	0.01	0.01	0.01	0.00	0.00

4	4.50
0.04	0.05

Immingham, Lincolnshire
Classified Junction Count

Site 8 of 9
Moody Lane
A180 Westgate
Pyewipe Road
Birchin Way
A180

Lat/Long
lat 53.575056° lon -0.096573°

Date
Wednesday 24 April 2019

Weather
Sunny Intervals
Temp: 15°C

0000 - 2400 (Wednesday 24H Session)

Movement 8.16: Left from Birchin Way to A180								
TIME	P/CYCLE	M/CYCLE	CAR	TAXI	LGV	OGV1	OGV2	BUS/COACH
0000 - 0015	0	0	2	0	0	0	0	0
0015 - 0030	0	0	1	0	0	0	0	0
0030 - 0045	0	0	1	0	0	0	0	0
0045 - 0100	0	0	0	0	1	0	0	0
Hourly Total	0	0	4	0	1	0	0	0
Hourly Average	0.00	0.00	1.00	0.00	0.25	0.00	0.00	0.00
0100 - 0115	0	0	1	0	0	0	0	0
0115 - 0130	0	0	1	0	0	0	0	0
0130 - 0145	0	0	2	0	1	0	0	0
0145 - 0200	0	0	1	0	0	0	0	0
Hourly Total	0	0	5	0	1	0	0	0
Hourly Average	0.00	0.00	1.25	0.00	0.25	0.00	0.00	0.00
0200 - 0215	0	0	2	0	0	0	0	0
0215 - 0230	0	0	0	0	1	0	0	0
0230 - 0245	0	0	1	0	0	0	0	0
0245 - 0300	0	0	0	0	1	0	0	0
Hourly Total	0	0	3	0	2	0	0	0
Hourly Average	0.00	0.00	0.75	0.00	0.50	0.00	0.00	0.00
0300 - 0315	0	0	1	0	0	0	0	0
0315 - 0330	0	0	2	0	0	3	0	0
0330 - 0345	0	0	3	0	0	1	0	0
0345 - 0400	0	0	0	0	0	3	0	0
Hourly Total	0	0	6	0	0	7	0	0
Hourly Average	0.00	0.00	1.50	0.00	0.00	1.75	0.00	0.00
0400 - 0415	0	0	3	0	2	0	0	0
0415 - 0430	0	0	0	0	0	0	0	0
0430 - 0445	0	0	3	0	0	0	1	0
0445 - 0500	0	0	6	0	0	0	0	0
Hourly Total	0	0	12	0	2	0	1	0
Hourly Average	0.00	0.00	3.00	0.00	0.50	0.00	0.25	0.00
0500 - 0515	0	0	8	0	0	1	0	0
0515 - 0530	0	0	5	0	2	0	4	0
0530 - 0545	0	0	9	0	1	0	0	0
0545 - 0600	0	0	8	0	1	0	1	0
Hourly Total	0	0	30	0	4	1	5	0
Hourly Average	0.00	0.00	7.50	0.00	1.00	0.25	1.25	0.00
0600 - 0615	0	1	8	0	2	1	0	0
0615 - 0630	0	0	7	0	2	2	0	0
0630 - 0645	0	0	14	0	3	0	2	0
0645 - 0700	0	0	14	0	10	0	1	0
Hourly Total	0	1	43	0	17	3	3	0
Hourly Average	0.00	0.25	10.75	0.00	4.25	0.75	0.75	0.00
0700 - 0715	0	0	8	1	6	0	0	0
0715 - 0730	0	0	6	0	7	0	0	0
0730 - 0745	0	0	9	0	5	0	4	0
0745 - 0800	0	0	9	0	4	0	1	0
Hourly Total	0	0	32	1	22	0	5	0
Hourly Average	0.00	0.00	8.00	0.25	5.50	0.00	1.25	0.00
0800 - 0815	1	0	7	0	10	1	1	0
0815 - 0830	0	0	11	0	7	0	1	0
0830 - 0845	0	0	12	0	10	1	0	0
0845 - 0900	0	0	7	0	8	1	0	0
Hourly Total	1	0	37	0	35	3	2	0
Hourly Average	0.25	0.00	9.25	0.00	8.75	0.75	0.50	0.00
0900 - 0915	0	0	7	0	9	2	1	0
0915 - 0930	0	0	11	0	9	1	2	0

0930 - 0945	0	0	17	0	9	1	0	0
0945 - 1000	0	0	10	0	10	4	1	0
Hourly Total	0	0	45	0	37	8	4	0
Hourly Average	0.00	0.00	11.25	0.00	9.25	2.00	1.00	0.00
1000 - 1015	0	0	14	0	6	2	1	0
1015 - 1030	0	0	11	0	5	3	1	0
1030 - 1045	0	0	18	0	6	3	2	0
1045 - 1100	0	0	16	0	5	0	3	0
Hourly Total	0	0	59	0	22	8	7	0
Hourly Average	0.00	0.00	14.75	0.00	5.50	2.00	1.75	0.00
1100 - 1115	0	0	15	0	6	1	6	0
1115 - 1130	0	0	8	0	5	0	0	0
1130 - 1145	0	0	19	0	9	1	2	0
1145 - 1200	0	0	14	0	6	0	2	0
Hourly Total	0	0	56	0	26	2	10	0
Hourly Average	0.00	0.00	14.00	0.00	6.50	0.50	2.50	0.00
1200 - 1215	0	0	16	0	9	1	2	0
1215 - 1230	0	0	19	0	6	2	1	0
1230 - 1245	0	0	23	0	13	3	1	0
1245 - 1300	0	0	15	0	9	1	2	0
Hourly Total	0	0	73	0	37	7	6	0
Hourly Average	0.00	0.00	18.25	0.00	9.25	1.75	1.50	0.00
1300 - 1315	0	0	37	0	14	4	1	0
1315 - 1330	0	0	18	0	3	2	1	0
1330 - 1345	0	3	21	0	3	3	0	0
1345 - 1400	0	0	16	0	5	1	1	0
Hourly Total	0	3	92	0	25	10	3	0
Hourly Average	0.00	0.75	23.00	0.00	6.25	2.50	0.75	0.00
1400 - 1415	0	0	20	0	12	1	2	0
1415 - 1430	0	0	17	0	9	3	4	0
1430 - 1445	0	0	17	0	11	0	0	0
1445 - 1500	0	0	14	0	4	0	1	0
Hourly Total	0	0	68	0	36	4	7	0
Hourly Average	0.00	0.00	17.00	0.00	9.00	1.00	1.75	0.00
1500 - 1515	0	0	15	0	9	3	1	0
1515 - 1530	0	0	17	0	3	0	4	0
1530 - 1545	0	0	24	0	5	0	0	0
1545 - 1600	0	0	13	0	2	2	0	0
Hourly Total	0	0	69	0	19	5	5	0
Hourly Average	0.00	0.00	17.25	0.00	4.75	1.25	1.25	0.00
1600 - 1615	0	0	20	0	8	3	2	0
1615 - 1630	0	0	14	1	5	0	0	0
1630 - 1645	0	2	16	0	3	1	0	0
1645 - 1700	0	0	17	0	4	2	1	0
Hourly Total	0	2	67	1	20	6	3	0
Hourly Average	0.00	0.50	16.75	0.25	5.00	1.50	0.75	0.00
1700 - 1715	0	0	23	0	2	1	1	0
1715 - 1730	0	0	18	0	0	0	0	0
1730 - 1745	0	0	11	0	1	1	1	0
1745 - 1800	0	0	17	0	0	0	1	0
Hourly Total	0	0	69	0	3	2	3	0
Hourly Average	0.00	0.00	17.25	0.00	0.75	0.50	0.75	0.00
1800 - 1815	0	0	15	0	0	0	0	0
1815 - 1830	0	0	22	0	2	1	0	0
1830 - 1845	0	0	10	0	1	0	0	0
1845 - 1900	0	0	17	0	3	0	0	0
Hourly Total	0	0	64	0	6	1	0	0
Hourly Average	0.00	0.00	16.00	0.00	1.50	0.25	0.00	0.00
1900 - 1915	0	0	14	0	0	0	0	0
1915 - 1930	0	0	9	0	0	0	0	0
1930 - 1945	0	0	12	0	1	0	1	0
1945 - 2000	0	0	11	0	2	0	0	0
Hourly Total	0	0	46	0	3	0	1	0
Hourly Average	0.00	0.00	11.50	0.00	0.75	0.00	0.25	0.00
2000 - 2015	0	0	9	0	0	0	0	0
2015 - 2030	0	0	6	0	0	1	0	0
2030 - 2045	0	0	9	0	2	0	0	0
2045 - 2100	0	0	4	0	1	0	0	0
Hourly Total	0	0	28	0	3	1	0	0
Hourly Average	0.00	0.00	7.00	0.00	0.75	0.25	0.00	0.00
2100 - 2115	0	0	6	0	0	0	0	0
2115 - 2130	0	0	8	0	0	0	0	0
2130 - 2145	0	0	6	0	0	1	0	0
2145 - 2200	0	0	6	0	0	0	0	0
Hourly Total	0	0	26	0	0	1	0	0
Hourly Average	0.00	0.00	6.50	0.00	0.00	0.25	0.00	0.00
2200 - 2215	0	0	3	0	1	0	0	0
2215 - 2230	0	0	2	0	1	0	0	0
2230 - 2245	0	0	9	0	0	0	0	0
2245 - 2300	0	0	3	0	0	0	0	0
Hourly Total	0	0	17	0	2	0	0	0
Hourly Average	0.00	0.00	4.25	0.00	0.50	0.00	0.00	0.00
2300 - 2315	0	0	2	0	0	0	0	0

2315 - 2330	0	0	1	0	0	0	0	0
2330 - 2345	0	0	2	0	3	0	0	0
2345 - 0000	0	0	2	0	0	0	0	0
Hourly Total	0	0	7	0	3	0	0	0
Hourly Average	0.00	0.00	1.75	0.00	0.75	0.00	0.00	0.00

Session Total	1	6	958	2	326	69	65	0
Session Average	0.01	0.06	9.98	0.02	3.40	0.72	0.68	0.00

Date
Thursday 25 April 2019

Weather
Sunny Intervals
Temp: 12°C

0000 - 2400 (Thursday 24H Session)

TIME	Movement 8.16: Left from Birchin Way to A180							
	P/CYCLE	M/CYCLE	CAR	TAXI	LGV	OGV1	OGV2	BUS/COACH
0000 - 0015	0	0	1	0	0	0	0	0
0015 - 0030	0	0	0	0	0	1	0	0
0030 - 0045	0	0	0	0	0	0	0	0
0045 - 0100	0	0	0	0	0	0	0	0
Hourly Total	0	0	1	0	0	1	0	0
Hourly Average	0.00	0.00	0.25	0.00	0.00	0.25	0.00	0.00
0100 - 0115	0	0	0	0	1	0	0	0
0115 - 0130	0	0	1	0	1	0	1	0
0130 - 0145	0	0	2	0	0	0	0	0
0145 - 0200	0	0	0	0	0	0	0	0
Hourly Total	0	0	3	0	2	0	1	0
Hourly Average	0.00	0.00	0.75	0.00	0.50	0.00	0.25	0.00
0200 - 0215	0	0	2	0	0	0	0	0
0215 - 0230	0	0	1	0	1	0	0	0
0230 - 0245	0	0	0	0	1	0	0	0
0245 - 0300	0	0	1	0	0	0	0	0
Hourly Total	0	0	4	0	2	0	0	0
Hourly Average	0.00	0.00	1.00	0.00	0.50	0.00	0.00	0.00
0300 - 0315	0	0	2	0	0	0	0	0
0315 - 0330	0	0	4	0	0	0	2	0
0330 - 0345	0	0	1	0	0	0	2	0
0345 - 0400	0	0	2	0	1	0	2	0
Hourly Total	0	0	9	0	1	0	6	0
Hourly Average	0.00	0.00	2.25	0.00	0.25	0.00	1.50	0.00
0400 - 0415	0	0	3	0	0	0	1	0
0415 - 0430	0	0	0	0	0	0	2	0
0430 - 0445	0	0	2	0	0	0	2	0
0445 - 0500	0	0	6	0	0	0	2	0
Hourly Total	0	0	11	0	0	0	7	0
Hourly Average	0.00	0.00	2.75	0.00	0.00	0.00	1.75	0.00
0500 - 0515	0	0	3	0	1	0	1	0
0515 - 0530	0	0	5	0	1	1	1	0
0530 - 0545	0	0	13	0	0	0	5	0
0545 - 0600	0	0	8	0	3	0	1	0
Hourly Total	0	0	29	0	5	1	8	0
Hourly Average	0.00	0.00	7.25	0.00	1.25	0.25	2.00	0.00
0600 - 0615	0	1	8	0	6	0	0	0
0615 - 0630	0	0	9	0	2	2	0	0
0630 - 0645	0	0	8	1	2	2	0	0
0645 - 0700	0	0	10	0	6	1	1	0
Hourly Total	0	1	35	1	16	5	1	0
Hourly Average	0.00	0.25	8.75	0.25	4.00	1.25	0.25	0.00
0700 - 0715	0	0	9	0	1	1	0	0
0715 - 0730	0	0	5	1	6	0	1	0
0730 - 0745	0	0	12	0	4	2	1	0
0745 - 0800	0	0	14	1	6	2	2	0
Hourly Total	0	0	40	2	17	5	4	0
Hourly Average	0.00	0.00	10.00	0.50	4.25	1.25	1.00	0.00
0800 - 0815	0	0	9	0	13	2	0	0
0815 - 0830	0	0	11	0	8	1	0	0
0830 - 0845	0	0	7	0	11	1	1	0
0845 - 0900	0	0	6	0	13	1	2	0
Hourly Total	0	0	33	0	45	5	3	0
Hourly Average	0.00	0.00	8.25	0.00	11.25	1.25	0.75	0.00
0900 - 0915	0	0	17	0	3	3	2	0
0915 - 0930	0	0	19	0	11	1	1	0
0930 - 0945	0	0	13	0	8	0	2	0
0945 - 1000	0	0	8	0	9	2	2	0
Hourly Total	0	0	57	0	31	6	7	0
Hourly Average	0.00	0.00	14.25	0.00	7.75	1.50	1.75	0.00
1000 - 1015	0	0	17	0	10	2	0	0
1015 - 1030	0	0	13	0	2	0	2	0

1030 - 1045	0	0	15	1	9	0	1	0
1045 - 1100	0	0	5	0	4	1	3	0
Hourly Total	0	0	50	1	25	3	6	0
Hourly Average	0.00	0.00	12.50	0.25	6.25	0.75	1.50	0.00
1100 - 1115	0	0	12	0	6	0	0	0
1115 - 1130	0	0	16	0	6	0	4	0
1130 - 1145	0	0	18	0	7	2	2	0
1145 - 1200	0	0	15	0	6	1	0	0
Hourly Total	0	0	61	0	25	3	6	0
Hourly Average	0.00	0.00	15.25	0.00	6.25	0.75	1.50	0.00
1200 - 1215	0	0	19	0	8	2	3	0
1215 - 1230	0	0	20	0	11	1	1	0
1230 - 1245	0	0	45	1	17	1	8	0
1245 - 1300	0	0	18	0	8	1	1	0
Hourly Total	0	0	102	1	44	5	13	0
Hourly Average	0.00	0.00	25.50	0.25	11.00	1.25	3.25	0.00
1300 - 1315	0	0	21	0	12	4	1	0
1315 - 1330	0	1	26	0	5	4	2	0
1330 - 1345	0	0	27	0	6	0	2	0
1345 - 1400	0	0	21	1	9	1	0	0
Hourly Total	0	1	95	1	32	9	5	0
Hourly Average	0.00	0.25	23.75	0.25	8.00	2.25	1.25	0.00
1400 - 1415	0	0	14	0	5	0	1	0
1415 - 1430	0	0	14	0	5	1	1	0
1430 - 1445	0	0	17	0	2	4	0	0
1445 - 1500	0	0	10	0	9	3	1	0
Hourly Total	0	0	55	0	21	8	3	0
Hourly Average	0.00	0.00	13.75	0.00	5.25	2.00	0.75	0.00
1500 - 1515	0	0	16	0	12	1	0	0
1515 - 1530	0	0	22	0	4	0	1	0
1530 - 1545	0	0	17	0	6	1	0	0
1545 - 1600	0	0	15	1	4	0	1	0
Hourly Total	0	0	70	1	26	2	2	0
Hourly Average	0.00	0.00	17.50	0.25	6.50	0.50	0.50	0.00
1600 - 1615	0	0	22	0	6	1	0	0
1615 - 1630	0	0	19	0	3	0	1	0
1630 - 1645	0	0	22	2	4	0	1	0
1645 - 1700	0	1	14	0	4	0	0	0
Hourly Total	0	1	77	2	17	1	2	0
Hourly Average	0.00	0.25	19.25	0.50	4.25	0.25	0.50	0.00
1700 - 1715	0	0	24	1	3	0	0	0
1715 - 1730	0	0	19	1	2	0	1	0
1730 - 1745	0	0	24	0	1	0	0	0
1745 - 1800	0	1	19	0	2	0	0	0
Hourly Total	0	1	86	2	8	0	1	0
Hourly Average	0.00	0.25	21.50	0.50	2.00	0.00	0.25	0.00
1800 - 1815	1	0	14	0	0	0	1	0
1815 - 1830	0	0	16	0	2	0	0	0
1830 - 1845	0	0	12	0	2	1	0	0
1845 - 1900	0	0	10	0	3	0	1	0
Hourly Total	1	0	52	0	7	1	2	0
Hourly Average	0.25	0.00	13.00	0.00	1.75	0.25	0.50	0.00
1900 - 1915	0	0	17	0	1	0	0	0
1915 - 1930	0	0	7	0	2	0	0	0
1930 - 1945	0	0	8	0	0	0	0	0
1945 - 2000	0	0	13	0	0	0	0	0
Hourly Total	0	0	45	0	3	0	0	0
Hourly Average	0.00	0.00	11.25	0.00	0.75	0.00	0.00	0.00
2000 - 2015	0	0	19	0	0	0	0	0
2015 - 2030	0	0	15	0	1	0	0	0
2030 - 2045	0	0	14	0	2	1	0	0
2045 - 2100	0	0	14	0	0	0	1	0
Hourly Total	0	0	62	0	3	1	1	0
Hourly Average	0.00	0.00	15.50	0.00	0.75	0.25	0.25	0.00
2100 - 2115	0	0	7	0	1	0	0	0
2115 - 2130	0	0	9	0	0	0	0	0
2130 - 2145	0	0	6	0	0	1	0	0
2145 - 2200	0	0	9	0	0	0	0	0
Hourly Total	0	0	31	0	1	1	0	0
Hourly Average	0.00	0.00	7.75	0.00	0.25	0.25	0.00	0.00
2200 - 2215	0	0	11	0	0	0	0	0
2215 - 2230	0	1	3	0	0	0	0	0
2230 - 2245	0	0	5	0	0	0	0	0
2245 - 2300	0	0	2	0	3	0	0	0
Hourly Total	0	1	21	0	3	0	0	0
Hourly Average	0.00	0.25	5.25	0.00	0.75	0.00	0.00	0.00
2300 - 2315	0	0	1	0	0	0	0	0
2315 - 2330	0	0	3	0	0	0	0	0
2330 - 2345	0	0	3	0	1	0	0	0
2345 - 0000	0	0	2	0	0	0	0	0
Hourly Total	0	0	9	0	1	0	0	0
Hourly Average	0.00	0.00	2.25	0.00	0.25	0.00	0.00	0.00

Session Total	1	5	1038	11	335	57	78	0
Session Average	0.01	0.05	10.81	0.11	3.49	0.59	0.81	0.00

Original Data	
TOTAL	PCU TOTAL
2	2.00
1	1.00
1	1.00
1	1.00
5	5.00
1.25	1.25
1	1.00
1	1.00
3	3.00
1	1.00
6	6.00
1.50	1.50
2	2.00
1	1.00
1	1.00
1	1.00
5	5.00
1.25	1.25
1	1.00
5	6.50
4	4.50
3	4.50
13	16.50
3.25	4.13
5	5.00
0	0.00
4	5.30
6	6.00
15	16.30
3.75	4.08
9	9.50
11	16.20
10	10.00
10	11.30
40	47.00
10.00	11.75
12	11.90
11	12.00
19	21.60
25	26.30
67	71.80
16.75	17.95
15	15.00
13	13.00
18	23.20
14	15.30
60	66.50
15.00	16.63
20	21.00
19	20.30
23	23.50
16	16.50
78	81.30
19.50	20.33
19	21.30
23	26.10

27	27.50
25	28.30
94	103.20
23.50	25.80
23	25.30
20	22.80
29	33.10
24	27.90
96	109.10
24.00	27.28
28	36.30
13	13.00
31	34.10
22	24.60
94	108.00
23.50	27.00
28	31.10
28	30.30
40	42.80
27	30.10
123	134.30
30.75	33.58
56	59.30
24	26.30
30	29.70
23	24.80
133	140.10
33.25	35.03
35	38.10
33	39.70
28	28.00
19	20.30
115	126.10
28.75	31.53
28	30.80
24	29.20
29	29.00
17	18.00
98	107.00
24.50	26.75
33	37.10
20	20.00
22	21.30
24	26.30
99	104.70
24.75	26.18
27	28.80
18	18.00
14	15.80
18	19.30
77	81.90
19.25	20.48
15	15.00
25	25.50
11	11.00
20	20.00
71	71.50
17.75	17.88
14	14.00
9	9.00
14	15.30
13	13.00
50	51.30
12.50	12.83
9	9.00
7	7.50
11	11.00
5	5.00
32	32.50
8.00	8.13
6	6.00
8	8.00
7	7.50
6	6.00
27	27.50
6.75	6.88
4	4.00
3	3.00
9	9.00
3	3.00
19	19.00
4.75	4.75
2	2.00

1	1.00
5	5.00
2	2.00
10	10.00
2.50	2.50

1427	1541.60
14.86	16.06

Original Data	
TOTAL	PCU TOTAL
1	1.00
1	1.50
0	0.00
0	0.00
2	2.50
0.50	0.63
1	1.00
3	4.30
2	2.00
0	0.00
6	7.30
1.50	1.83
2	2.00
2	2.00
1	1.00
1	1.00
6	6.00
1.50	1.50
2	2.00
6	8.60
3	5.60
5	7.60
16	23.80
4.00	5.95
4	5.30
2	4.60
4	6.60
8	10.60
18	27.10
4.50	6.78
5	6.30
8	9.80
18	24.50
12	13.30
43	53.90
10.75	13.48
15	14.40
13	14.00
13	14.00
18	19.80
59	62.20
14.75	15.55
11	11.50
13	14.30
19	21.30
25	28.60
68	75.70
17.00	18.93
24	25.00
20	20.50
20	21.80
22	25.10
86	92.40
21.50	23.10
25	29.10
32	33.80
23	25.60
21	24.60
101	113.10
25.25	28.28
29	30.00
17	19.60

26	27.30
13	17.40
85	94.30
21.25	23.58
18	18.00
26	31.20
29	32.60
22	22.50
95	104.30
23.75	26.08
32	36.90
33	34.80
72	82.90
28	29.80
165	184.40
41.25	46.10
38	41.30
38	42.00
35	37.60
32	32.50
143	153.40
35.75	38.35
20	21.30
21	22.80
23	25.00
23	25.80
87	94.90
21.75	23.73
29	29.50
27	28.30
24	24.50
21	22.30
101	104.60
25.25	26.15
29	29.50
23	24.30
29	30.30
19	18.40
100	102.50
25.00	25.63
28	28.00
23	24.30
25	25.00
22	21.40
98	98.70
24.50	24.68
16	16.50
18	18.00
15	15.50
14	15.30
63	65.30
15.75	16.33
18	18.00
9	9.00
8	8.00
13	13.00
48	48.00
12.00	12.00
19	19.00
16	16.00
17	17.50
15	16.30
67	68.80
16.75	17.20
8	8.00
9	9.00
7	7.50
9	9.00
33	33.50
8.25	8.38
11	11.00
4	3.40
5	5.00
5	5.00
25	24.40
6.25	6.10
1	1.00
3	3.00
4	4.00
2	2.00
10	10.00
2.50	2.50

1525	1651.10
15.89	17.20

Immingham, Lincolnshire
Classified Junction Count

Site 8 of 9
Moody Lane
A180 Westgate
Pyewipe Road
Birchin Way
A180

Lat/Long
lat 53.575056° lon -0.096573°

Date
Wednesday 24 April 2019

Weather
Sunny Intervals
Temp: 15°C

0000 - 2400 (Wednesday 24H Session)

TIME	Movement 8.17: Left from Birchin Way to Moody Lane							
	P/CYCLE	M/CYCLE	CAR	TAXI	LGV	OGV1	OGV2	BUS/COACH
0000 - 0015	0	0	0	0	0	0	0	0
0015 - 0030	0	0	0	0	0	0	0	0
0030 - 0045	0	0	0	0	0	0	0	0
0045 - 0100	0	0	0	0	0	0	0	0
Hourly Total	0	0	0	0	0	0	0	0
Hourly Average	0.00	0.00	0.00	0.00	0.00	0.00	0.00	0.00
0100 - 0115	0	0	0	0	0	0	0	0
0115 - 0130	0	0	0	0	0	0	0	0
0130 - 0145	0	0	0	0	0	0	0	0
0145 - 0200	0	0	0	0	0	0	0	0
Hourly Total	0	0	0	0	0	0	0	0
Hourly Average	0.00	0.00	0.00	0.00	0.00	0.00	0.00	0.00
0200 - 0215	0	0	0	0	0	0	0	0
0215 - 0230	0	0	0	0	0	0	0	0
0230 - 0245	0	0	0	0	0	0	0	0
0245 - 0300	0	0	0	0	0	0	0	0
Hourly Total	0	0	0	0	0	0	0	0
Hourly Average	0.00	0.00	0.00	0.00	0.00	0.00	0.00	0.00
0300 - 0315	0	0	0	0	0	0	0	0
0315 - 0330	0	0	0	0	0	0	0	0
0330 - 0345	0	0	0	0	0	0	0	0
0345 - 0400	0	0	0	0	0	0	0	0
Hourly Total	0	0	0	0	0	0	0	0
Hourly Average	0.00	0.00	0.00	0.00	0.00	0.00	0.00	0.00
0400 - 0415	0	0	0	0	0	0	0	0
0415 - 0430	0	0	0	0	0	0	0	0
0430 - 0445	0	0	0	0	0	0	0	0
0445 - 0500	0	0	0	0	0	0	0	0
Hourly Total	0	0	0	0	0	0	0	0
Hourly Average	0.00	0.00	0.00	0.00	0.00	0.00	0.00	0.00
0500 - 0515	0	0	0	0	0	0	0	0
0515 - 0530	0	0	0	0	0	0	0	0
0530 - 0545	0	0	0	0	0	0	0	0
0545 - 0600	0	0	1	0	0	0	1	0
Hourly Total	0	0	1	0	0	0	1	0
Hourly Average	0.00	0.00	0.25	0.00	0.00	0.00	0.25	0.00
0600 - 0615	0	0	0	0	0	0	0	0
0615 - 0630	0	0	0	0	0	0	0	0
0630 - 0645	0	0	0	0	0	0	1	0
0645 - 0700	0	0	1	0	0	0	0	0
Hourly Total	0	0	1	0	0	0	1	0
Hourly Average	0.00	0.00	0.25	0.00	0.00	0.00	0.25	0.00
0700 - 0715	0	0	0	0	0	0	0	0
0715 - 0730	0	0	0	0	0	0	0	0
0730 - 0745	0	0	1	0	1	0	0	0
0745 - 0800	0	0	1	0	1	1	0	0
Hourly Total	0	0	2	0	2	1	0	0
Hourly Average	0.00	0.00	0.50	0.00	0.50	0.25	0.00	0.00
0800 - 0815	0	0	0	0	0	0	0	0
0815 - 0830	0	0	1	0	0	0	0	0
0830 - 0845	0	0	1	0	1	1	0	0
0845 - 0900	0	0	1	0	1	0	0	0
Hourly Total	0	0	3	0	2	1	0	0
Hourly Average	0.00	0.00	0.75	0.00	0.50	0.25	0.00	0.00
0900 - 0915	0	0	1	0	1	0	0	0
0915 - 0930	0	0	1	0	1	0	0	0

0930 - 0945	0	0	1	0	1	0	0	0
0945 - 1000	0	0	1	0	1	0	0	0
Hourly Total	0	0	4	0	4	0	0	0
Hourly Average	0.00	0.00	1.00	0.00	1.00	0.00	0.00	0.00
1000 - 1015	0	0	1	0	1	0	0	0
1015 - 1030	0	0	1	0	1	0	0	0
1030 - 1045	0	0	1	0	0	1	0	0
1045 - 1100	0	0	0	0	0	0	0	0
Hourly Total	0	0	3	0	2	1	0	0
Hourly Average	0.00	0.00	0.75	0.00	0.50	0.25	0.00	0.00
1100 - 1115	0	0	1	0	0	0	0	0
1115 - 1130	0	0	1	0	0	0	0	0
1130 - 1145	0	0	1	0	0	0	0	0
1145 - 1200	0	0	1	0	1	0	0	0
Hourly Total	0	0	4	0	1	0	0	0
Hourly Average	0.00	0.00	1.00	0.00	0.25	0.00	0.00	0.00
1200 - 1215	0	0	1	0	1	0	0	0
1215 - 1230	0	0	1	0	1	0	0	0
1230 - 1245	0	0	2	0	1	0	0	0
1245 - 1300	0	0	1	0	0	0	0	0
Hourly Total	0	0	5	0	3	0	0	0
Hourly Average	0.00	0.00	1.25	0.00	0.75	0.00	0.00	0.00
1300 - 1315	0	0	2	0	1	0	0	0
1315 - 1330	0	0	2	0	1	0	0	0
1330 - 1345	0	0	1	0	0	0	0	0
1345 - 1400	0	0	2	0	1	0	0	0
Hourly Total	0	0	7	0	3	0	0	0
Hourly Average	0.00	0.00	1.75	0.00	0.75	0.00	0.00	0.00
1400 - 1415	0	0	2	0	1	0	0	0
1415 - 1430	0	0	2	0	0	2	0	0
1430 - 1445	0	0	2	0	1	0	0	0
1445 - 1500	0	0	1	0	0	0	0	0
Hourly Total	0	0	7	0	2	2	0	0
Hourly Average	0.00	0.00	1.75	0.00	0.50	0.50	0.00	0.00
1500 - 1515	0	0	1	0	0	0	0	0
1515 - 1530	0	0	1	0	0	1	0	0
1530 - 1545	0	0	2	0	0	0	0	0
1545 - 1600	0	0	1	0	0	0	0	0
Hourly Total	0	0	5	0	0	1	0	0
Hourly Average	0.00	0.00	1.25	0.00	0.00	0.25	0.00	0.00
1600 - 1615	0	0	2	0	1	0	0	0
1615 - 1630	0	0	1	0	0	0	0	0
1630 - 1645	0	0	2	0	0	0	0	0
1645 - 1700	0	0	1	0	0	0	0	0
Hourly Total	0	0	6	0	1	0	0	0
Hourly Average	0.00	0.00	1.50	0.00	0.25	0.00	0.00	0.00
1700 - 1715	0	0	2	0	1	0	0	0
1715 - 1730	0	0	1	0	0	0	0	0
1730 - 1745	0	0	1	0	0	0	0	0
1745 - 1800	0	0	1	0	0	0	0	0
Hourly Total	0	0	5	0	1	0	0	0
Hourly Average	0.00	0.00	1.25	0.00	0.25	0.00	0.00	0.00
1800 - 1815	0	0	2	0	0	0	0	0
1815 - 1830	0	0	2	0	0	1	1	0
1830 - 1845	0	0	1	0	0	0	0	0
1845 - 1900	0	0	1	0	0	0	0	0
Hourly Total	0	0	6	0	0	1	1	0
Hourly Average	0.00	0.00	1.50	0.00	0.00	0.25	0.25	0.00
1900 - 1915	0	0	1	0	0	0	0	0
1915 - 1930	0	0	1	0	0	0	0	0
1930 - 1945	0	0	1	0	0	0	0	0
1945 - 2000	0	0	1	0	0	0	1	0
Hourly Total	0	0	4	0	0	0	1	0
Hourly Average	0.00	0.00	1.00	0.00	0.00	0.00	0.25	0.00
2000 - 2015	0	0	1	0	0	0	0	0
2015 - 2030	0	0	1	0	0	0	0	0
2030 - 2045	0	0	1	0	0	0	0	0
2045 - 2100	0	0	1	0	0	0	0	0
Hourly Total	0	0	4	0	0	0	0	0
Hourly Average	0.00	0.00	1.00	0.00	0.00	0.00	0.00	0.00
2100 - 2115	0	0	1	0	0	0	0	0
2115 - 2130	0	0	1	0	0	0	0	0
2130 - 2145	0	0	1	0	0	0	0	0
2145 - 2200	0	0	1	0	0	0	0	0
Hourly Total	0	0	4	0	0	0	0	0
Hourly Average	0.00	0.00	1.00	0.00	0.00	0.00	0.00	0.00
2200 - 2215	0	0	1	0	0	0	0	0
2215 - 2230	0	0	1	0	0	0	0	0
2230 - 2245	0	0	0	0	0	0	0	0
2245 - 2300	0	0	0	0	0	0	0	0
Hourly Total	0	0	2	0	0	0	0	0
Hourly Average	0.00	0.00	0.50	0.00	0.00	0.00	0.00	0.00
2300 - 2315	0	0	1	0	0	0	0	0

2315 - 2330	0	0	1	0	0	0	0	0
2330 - 2345	0	0	0	0	0	0	0	0
2345 - 0000	0	0	1	0	0	1	0	0
Hourly Total	0	0	3	0	0	1	0	0
Hourly Average	0.00	0.00	0.75	0.00	0.00	0.25	0.00	0.00

Session Total	0	0	76	0	21	8	4	0
Session Average	0.00	0.00	0.79	0.00	0.22	0.08	0.04	0.00

Date
Thursday 25 April 2019

Weather
Sunny Intervals
Temp: 12°C

0000 - 2400 (Thursday 24H Session)

TIME	Movement 8.17: Left from Birchin Way to Moody Lane							
	P/CYCLE	M/CYCLE	CAR	TAXI	LGV	OGV1	OGV2	BUS/COACH
0000 - 0015	0	0	1	0	0	0	0	0
0015 - 0030	0	0	2	0	0	0	0	0
0030 - 0045	0	0	0	0	0	0	0	0
0045 - 0100	0	0	3	0	0	0	0	0
Hourly Total	0	0	6	0	0	0	0	0
Hourly Average	0.00	0.00	1.50	0.00	0.00	0.00	0.00	0.00
0100 - 0115	0	0	0	0	0	0	0	0
0115 - 0130	0	0	0	0	0	0	0	0
0130 - 0145	0	0	2	0	0	0	0	0
0145 - 0200	0	0	1	0	0	0	0	0
Hourly Total	0	0	3	0	0	0	0	0
Hourly Average	0.00	0.00	0.75	0.00	0.00	0.00	0.00	0.00
0200 - 0215	0	0	0	0	0	0	0	0
0215 - 0230	0	0	0	0	0	0	0	0
0230 - 0245	0	0	0	0	0	0	0	0
0245 - 0300	0	0	1	0	0	0	0	0
Hourly Total	0	0	1	0	0	0	0	0
Hourly Average	0.00	0.00	0.25	0.00	0.00	0.00	0.00	0.00
0300 - 0315	0	0	0	0	0	0	0	0
0315 - 0330	0	0	0	0	0	0	0	0
0330 - 0345	0	0	1	0	0	0	0	0
0345 - 0400	0	0	0	0	0	0	0	0
Hourly Total	0	0	1	0	0	0	0	0
Hourly Average	0.00	0.00	0.25	0.00	0.00	0.00	0.00	0.00
0400 - 0415	0	0	1	0	0	0	0	0
0415 - 0430	0	0	0	0	0	0	0	0
0430 - 0445	0	0	1	0	0	0	0	0
0445 - 0500	0	0	0	0	0	0	0	0
Hourly Total	0	0	2	0	0	0	0	0
Hourly Average	0.00	0.00	0.50	0.00	0.00	0.00	0.00	0.00
0500 - 0515	0	0	1	0	0	0	0	0
0515 - 0530	0	0	0	0	0	0	0	0
0530 - 0545	0	0	0	0	0	0	0	0
0545 - 0600	0	0	2	0	0	0	0	0
Hourly Total	0	0	3	0	0	0	0	0
Hourly Average	0.00	0.00	0.75	0.00	0.00	0.00	0.00	0.00
0600 - 0615	0	0	2	0	0	0	1	0
0615 - 0630	0	0	1	0	0	0	1	0
0630 - 0645	0	0	0	0	0	0	1	0
0645 - 0700	0	0	0	0	1	0	1	0
Hourly Total	0	0	3	0	1	0	4	0
Hourly Average	0.00	0.00	0.75	0.00	0.25	0.00	1.00	0.00
0700 - 0715	0	0	1	0	0	0	0	0
0715 - 0730	0	0	1	0	0	0	0	0
0730 - 0745	0	0	1	0	0	0	0	0
0745 - 0800	0	0	2	0	0	0	0	0
Hourly Total	0	0	5	0	0	0	0	0
Hourly Average	0.00	0.00	1.25	0.00	0.00	0.00	0.00	0.00
0800 - 0815	0	0	1	0	1	0	0	0
0815 - 0830	0	0	3	0	1	0	0	0
0830 - 0845	0	0	0	0	0	0	0	0
0845 - 0900	0	0	2	0	1	0	0	0
Hourly Total	0	0	6	0	3	0	0	0
Hourly Average	0.00	0.00	1.50	0.00	0.75	0.00	0.00	0.00
0900 - 0915	0	0	1	0	0	1	0	0
0915 - 0930	0	0	2	0	1	0	0	0
0930 - 0945	0	0	1	0	1	1	0	0
0945 - 1000	0	0	1	0	0	0	0	0
Hourly Total	0	0	5	0	2	2	0	0
Hourly Average	0.00	0.00	1.25	0.00	0.50	0.50	0.00	0.00
1000 - 1015	0	0	1	0	3	0	0	0
1015 - 1030	0	0	1	0	0	0	0	0

1030 - 1045	0	0	1	0	0	0	0	0
1045 - 1100	0	0	0	0	1	0	0	0
Hourly Total	0	0	3	0	4	0	0	0
Hourly Average	0.00	0.00	0.75	0.00	1.00	0.00	0.00	0.00
1100 - 1115	0	0	1	0	1	0	0	0
1115 - 1130	0	0	1	0	1	0	0	0
1130 - 1145	0	0	0	0	3	0	0	0
1145 - 1200	0	0	0	0	0	0	0	0
Hourly Total	0	0	2	0	5	0	0	0
Hourly Average	0.00	0.00	0.50	0.00	1.25	0.00	0.00	0.00
1200 - 1215	0	0	3	0	1	0	0	0
1215 - 1230	0	0	2	0	2	0	0	0
1230 - 1245	0	0	1	0	0	0	0	0
1245 - 1300	0	0	1	0	1	0	0	0
Hourly Total	0	0	7	0	4	0	0	0
Hourly Average	0.00	0.00	1.75	0.00	1.00	0.00	0.00	0.00
1300 - 1315	0	0	1	0	1	0	0	0
1315 - 1330	0	0	3	0	2	0	0	0
1330 - 1345	0	0	1	0	2	0	0	0
1345 - 1400	0	0	0	0	1	0	0	0
Hourly Total	0	0	5	0	6	0	0	0
Hourly Average	0.00	0.00	1.25	0.00	1.50	0.00	0.00	0.00
1400 - 1415	0	0	1	0	1	0	0	0
1415 - 1430	0	0	4	0	1	0	0	0
1430 - 1445	0	0	1	0	0	2	0	0
1445 - 1500	0	0	1	0	0	0	0	0
Hourly Total	0	0	7	0	2	2	0	0
Hourly Average	0.00	0.00	1.75	0.00	0.50	0.50	0.00	0.00
1500 - 1515	0	0	0	0	0	0	0	0
1515 - 1530	0	0	0	0	0	0	0	0
1530 - 1545	0	0	0	0	0	0	0	0
1545 - 1600	0	0	1	0	0	0	0	0
Hourly Total	0	0	1	0	0	0	0	0
Hourly Average	0.00	0.00	0.25	0.00	0.00	0.00	0.00	0.00
1600 - 1615	0	0	1	0	0	0	0	0
1615 - 1630	0	0	0	0	0	0	0	0
1630 - 1645	0	0	2	1	0	0	0	0
1645 - 1700	0	0	2	0	0	0	0	0
Hourly Total	0	0	5	1	0	0	0	0
Hourly Average	0.00	0.00	1.25	0.25	0.00	0.00	0.00	0.00
1700 - 1715	0	0	2	0	0	0	0	0
1715 - 1730	0	0	0	0	0	0	0	0
1730 - 1745	0	0	0	0	0	0	0	0
1745 - 1800	0	0	0	0	0	0	0	0
Hourly Total	0	0	2	0	0	0	0	0
Hourly Average	0.00	0.00	0.50	0.00	0.00	0.00	0.00	0.00
1800 - 1815	0	0	1	0	0	0	0	0
1815 - 1830	0	0	1	0	0	0	0	0
1830 - 1845	0	0	2	0	0	0	0	0
1845 - 1900	0	0	0	0	1	0	0	0
Hourly Total	0	0	4	0	1	0	0	0
Hourly Average	0.00	0.00	1.00	0.00	0.25	0.00	0.00	0.00
1900 - 1915	0	0	2	0	0	0	0	0
1915 - 1930	0	0	1	0	0	0	1	0
1930 - 1945	0	0	0	0	0	0	0	0
1945 - 2000	0	0	1	0	0	0	0	0
Hourly Total	0	0	4	0	0	0	1	0
Hourly Average	0.00	0.00	1.00	0.00	0.00	0.00	0.25	0.00
2000 - 2015	0	0	0	0	0	0	0	0
2015 - 2030	0	0	0	0	0	0	0	0
2030 - 2045	0	0	1	0	0	0	0	0
2045 - 2100	0	0	1	0	0	0	0	0
Hourly Total	0	0	2	0	0	0	0	0
Hourly Average	0.00	0.00	0.50	0.00	0.00	0.00	0.00	0.00
2100 - 2115	0	0	3	0	0	0	0	0
2115 - 2130	0	0	0	0	0	0	0	0
2130 - 2145	0	0	2	0	0	0	0	0
2145 - 2200	0	0	0	0	0	0	0	0
Hourly Total	0	0	5	0	0	0	0	0
Hourly Average	0.00	0.00	1.25	0.00	0.00	0.00	0.00	0.00
2200 - 2215	0	0	0	0	0	0	0	0
2215 - 2230	0	0	0	0	0	0	0	0
2230 - 2245	0	0	0	0	0	0	0	0
2245 - 2300	0	0	0	0	0	0	0	0
Hourly Total	0	0	0	0	0	0	0	0
Hourly Average	0.00	0.00	0.00	0.00	0.00	0.00	0.00	0.00
2300 - 2315	0	0	0	0	0	0	0	0
2315 - 2330	0	0	1	0	0	0	0	0
2330 - 2345	0	0	0	0	0	0	0	0
2345 - 0000	0	0	0	0	0	0	0	0
Hourly Total	0	0	1	0	0	0	0	0
Hourly Average	0.00	0.00	0.25	0.00	0.00	0.00	0.00	0.00

Session Total	0	0	83	1	28	4	5	0
Session Average	0.00	0.00	0.86	0.01	0.29	0.04	0.05	0.00

Original Data	
TOTAL	PCU TOTAL
0	0.00
0	0.00
0	0.00
0	0.00
0	0.00
0.00	0.00
0	0.00
0	0.00
0	0.00
0	0.00
0	0.00
0.00	0.00
0	0.00
0	0.00
0	0.00
0	0.00
0	0.00
0.00	0.00
0	0.00
0	0.00
0	0.00
0	0.00
0	0.00
0.00	0.00
0	0.00
0	0.00
0	0.00
0	0.00
0	0.00
0.00	0.00
0	0.00
0	0.00
0	0.00
0	0.00
0	0.00
0.00	0.00
0	0.00
0	0.00
0	0.00
0	0.00
2	3.30
2	3.30
0.50	0.83
0	0.00
0	0.00
1	2.30
1	1.00
2	3.30
0.50	0.83
0	0.00
0	0.00
2	2.00
3	3.50
5	5.50
1.25	1.38
0	0.00
1	1.00
3	3.50
2	2.00
6	6.50
1.50	1.63
2	2.00
2	2.00

2	2.00
2	2.00
8	8.00
2.00	2.00
2	2.00
2	2.00
2	2.50
0	0.00
6	6.50
1.50	1.63
1	1.00
1	1.00
1	1.00
2	2.00
5	5.00
1.25	1.25
2	2.00
2	2.00
3	3.00
1	1.00
8	8.00
2.00	2.00
3	3.00
3	3.00
1	1.00
3	3.00
10	10.00
2.50	2.50
3	3.00
4	5.00
3	3.00
1	1.00
11	12.00
2.75	3.00
1	1.00
2	2.50
2	2.00
1	1.00
6	6.50
1.50	1.63
3	3.00
1	1.00
2	2.00
1	1.00
7	7.00
1.75	1.75
3	3.00
1	1.00
1	1.00
1	1.00
6	6.00
1.50	1.50
2	2.00
4	5.80
1	1.00
1	1.00
8	9.80
2.00	2.45
1	1.00
1	1.00
1	1.00
2	3.30
5	6.30
1.25	1.58
1	1.00
1	1.00
1	1.00
1	1.00
4	4.00
1.00	1.00
1	1.00
1	1.00
1	1.00
1	1.00
4	4.00
1.00	1.00
1	1.00
1	1.00
0	0.00
0	0.00
2	2.00
0.50	0.50
1	1.00

1	1.00
0	0.00
2	2.50
4	4.50
1.00	1.13

109	118.20
1.14	1.23

Original Data	
TOTAL	PCU TOTAL
1	1.00
2	2.00
0	0.00
3	3.00
6	6.00
1.50	1.50
0	0.00
0	0.00
2	2.00
1	1.00
3	3.00
0.75	0.75
0	0.00
0	0.00
0	0.00
1	1.00
1	1.00
0.25	0.25
0	0.00
0	0.00
1	1.00
0	0.00
1	1.00
0.25	0.25
1	1.00
0	0.00
1	1.00
0	0.00
2	2.00
0.50	0.50
1	1.00
0	0.00
0	0.00
2	2.00
3	3.00
0.75	0.75
3	4.30
2	3.30
1	2.30
2	3.30
8	13.20
2.00	3.30
1	1.00
1	1.00
1	1.00
2	2.00
5	5.00
1.25	1.25
2	2.00
4	4.00
0	0.00
3	3.00
9	9.00
2.25	2.25
2	2.50
3	3.00
3	3.50
1	1.00
9	10.00
2.25	2.50
4	4.00
1	1.00

1	1.00
1	1.00
7	7.00
1.75	1.75
2	2.00
2	2.00
3	3.00
0	0.00
7	7.00
1.75	1.75
4	4.00
4	4.00
1	1.00
2	2.00
11	11.00
2.75	2.75
2	2.00
5	5.00
3	3.00
1	1.00
11	11.00
2.75	2.75
2	2.00
5	5.00
3	4.00
1	1.00
11	12.00
2.75	3.00
0	0.00
0	0.00
0	0.00
1	1.00
1	1.00
0.25	0.25
1	1.00
0	0.00
3	3.00
2	2.00
6	6.00
1.50	1.50
2	2.00
0	0.00
0	0.00
0	0.00
2	2.00
0.50	0.50
1	1.00
1	1.00
2	2.00
1	1.00
5	5.00
1.25	1.25
2	2.00
2	3.30
0	0.00
1	1.00
5	6.30
1.25	1.58
0	0.00
0	0.00
1	1.00
1	1.00
2	2.00
0.50	0.50
3	3.00
0	0.00
2	2.00
0	0.00
5	5.00
1.25	1.25
0	0.00
0	0.00
0	0.00
0	0.00
0	0.00
0.00	0.00
0	0.00
1	1.00
0	0.00
0	0.00
1	1.00
0.25	0.25

121	129.50
1.26	1.35

Immingham, Lincolnshire
Classified Junction Count

Site 8 of 9
Moody Lane
A180 Westgate
Pyewipe Road
Birchin Way
A180

Lat/Long
lat 53.575056° lon -0.096573°

Date
Wednesday 24 April 2019

Weather
Sunny Intervals
Temp: 15°C

0000 - 2400 (Wednesday 24H Session)

TIME	Movement 8.18: Right from Birchin Way to A180 Westgate							
	P/CYCLE	M/CYCLE	CAR	TAXI	LGV	OGV1	OGV2	BUS/COACH
0000 - 0015	0	0	6	1	0	0	0	0
0015 - 0030	0	0	5	0	0	0	0	0
0030 - 0045	0	0	2	0	0	1	0	0
0045 - 0100	0	0	3	0	0	0	0	0
Hourly Total	0	0	16	1	0	1	0	0
Hourly Average	0.00	0.00	4.00	0.25	0.00	0.25	0.00	0.00
0100 - 0115	0	0	5	0	0	0	0	0
0115 - 0130	0	0	3	0	0	0	0	0
0130 - 0145	0	1	2	0	0	0	0	0
0145 - 0200	0	0	3	0	1	0	0	0
Hourly Total	0	1	13	0	1	0	0	0
Hourly Average	0.00	0.25	3.25	0.00	0.25	0.00	0.00	0.00
0200 - 0215	0	0	3	0	0	0	0	0
0215 - 0230	0	0	1	0	0	0	0	0
0230 - 0245	0	0	1	0	0	0	0	0
0245 - 0300	0	0	1	0	0	1	0	0
Hourly Total	0	0	6	0	0	1	0	0
Hourly Average	0.00	0.00	1.50	0.00	0.00	0.25	0.00	0.00
0300 - 0315	0	0	2	0	0	0	0	0
0315 - 0330	0	0	2	0	1	0	0	0
0330 - 0345	0	0	1	0	0	0	1	0
0345 - 0400	0	0	1	0	1	0	0	0
Hourly Total	0	0	6	0	2	0	1	0
Hourly Average	0.00	0.00	1.50	0.00	0.50	0.00	0.25	0.00
0400 - 0415	0	0	1	0	1	0	0	0
0415 - 0430	0	0	1	0	0	0	0	0
0430 - 0445	0	0	2	0	1	0	0	0
0445 - 0500	0	0	3	0	0	0	0	0
Hourly Total	0	0	7	0	2	0	0	0
Hourly Average	0.00	0.00	1.75	0.00	0.50	0.00	0.00	0.00
0500 - 0515	0	1	1	0	1	0	1	0
0515 - 0530	0	0	1	0	2	0	0	0
0530 - 0545	0	0	1	0	1	0	0	0
0545 - 0600	0	0	2	0	0	0	0	0
Hourly Total	0	1	5	0	4	0	1	0
Hourly Average	0.00	0.25	1.25	0.00	1.00	0.00	0.25	0.00
0600 - 0615	0	0	5	0	2	0	0	0
0615 - 0630	0	0	4	0	3	0	0	0
0630 - 0645	0	0	3	0	2	1	1	0
0645 - 0700	0	1	5	0	2	0	1	0
Hourly Total	0	1	17	0	9	1	2	0
Hourly Average	0.00	0.25	4.25	0.00	2.25	0.25	0.50	0.00
0700 - 0715	0	0	4	0	2	0	0	0
0715 - 0730	0	0	4	0	3	0	0	0
0730 - 0745	0	0	7	0	6	0	2	0
0745 - 0800	0	0	7	0	9	0	0	0
Hourly Total	0	0	22	0	20	0	2	0
Hourly Average	0.00	0.00	5.50	0.00	5.00	0.00	0.50	0.00
0800 - 0815	0	0	6	0	6	1	0	0
0815 - 0830	0	0	5	1	4	1	1	0
0830 - 0845	0	0	9	0	11	0	0	0
0845 - 0900	0	0	11	0	11	0	1	0
Hourly Total	0	0	31	1	32	2	2	0
Hourly Average	0.00	0.00	7.75	0.25	8.00	0.50	0.50	0.00
0900 - 0915	0	0	10	0	10	0	2	0
0915 - 0930	0	0	18	0	14	1	2	0

0930 - 0945	0	0	14	0	8	0	0	0
0945 - 1000	0	0	12	0	11	1	0	0
Hourly Total	0	0	54	0	43	2	4	0
Hourly Average	0.00	0.00	13.50	0.00	10.75	0.50	1.00	0.00
1000 - 1015	0	0	17	0	9	1	0	0
1015 - 1030	0	0	16	0	11	0	1	0
1030 - 1045	0	0	14	0	4	0	0	0
1045 - 1100	0	0	14	0	13	2	0	0
Hourly Total	0	0	61	0	37	3	1	0
Hourly Average	0.00	0.00	15.25	0.00	9.25	0.75	0.25	0.00
1100 - 1115	0	0	16	1	6	0	0	0
1115 - 1130	0	0	15	0	6	0	0	0
1130 - 1145	0	0	15	0	5	0	0	0
1145 - 1200	0	0	12	0	7	0	0	0
Hourly Total	0	0	58	1	24	0	0	0
Hourly Average	0.00	0.00	14.50	0.25	6.00	0.00	0.00	0.00
1200 - 1215	0	0	21	0	6	0	0	0
1215 - 1230	0	0	23	0	8	0	1	0
1230 - 1245	0	0	24	0	8	0	1	0
1245 - 1300	0	0	19	0	6	1	2	0
Hourly Total	0	0	87	0	28	1	4	0
Hourly Average	0.00	0.00	21.75	0.00	7.00	0.25	1.00	0.00
1300 - 1315	0	0	27	0	6	0	0	0
1315 - 1330	0	0	22	1	6	0	0	0
1330 - 1345	0	0	15	0	3	1	1	0
1345 - 1400	0	0	22	0	6	0	0	0
Hourly Total	0	0	86	1	21	1	1	0
Hourly Average	0.00	0.00	21.50	0.25	5.25	0.25	0.25	0.00
1400 - 1415	0	0	20	1	7	0	1	0
1415 - 1430	0	0	22	0	6	0	1	0
1430 - 1445	0	0	19	0	5	0	1	0
1445 - 1500	0	0	14	0	4	2	1	0
Hourly Total	0	0	75	1	22	2	4	0
Hourly Average	0.00	0.00	18.75	0.25	5.50	0.50	1.00	0.00
1500 - 1515	0	0	16	1	4	2	0	0
1515 - 1530	0	0	11	1	5	0	0	0
1530 - 1545	0	0	19	0	5	0	1	0
1545 - 1600	0	0	16	0	5	0	1	0
Hourly Total	0	0	62	2	19	2	2	0
Hourly Average	0.00	0.00	15.50	0.50	4.75	0.50	0.50	0.00
1600 - 1615	0	0	31	0	6	0	0	0
1615 - 1630	0	0	18	0	5	1	0	0
1630 - 1645	0	0	24	0	3	0	0	0
1645 - 1700	0	0	17	0	2	0	1	0
Hourly Total	0	0	90	0	16	1	1	0
Hourly Average	0.00	0.00	22.50	0.00	4.00	0.25	0.25	0.00
1700 - 1715	0	0	24	0	5	0	0	0
1715 - 1730	1	0	12	0	3	0	1	0
1730 - 1745	0	0	17	0	3	0	0	0
1745 - 1800	0	0	18	0	3	0	0	0
Hourly Total	1	0	71	0	14	0	1	0
Hourly Average	0.25	0.00	17.75	0.00	3.50	0.00	0.25	0.00
1800 - 1815	0	0	25	0	2	0	0	0
1815 - 1830	0	0	24	1	0	0	0	0
1830 - 1845	0	0	18	0	1	0	0	0
1845 - 1900	0	0	12	0	2	0	0	0
Hourly Total	0	0	79	1	5	0	0	0
Hourly Average	0.00	0.00	19.75	0.25	1.25	0.00	0.00	0.00
1900 - 1915	0	0	16	0	1	0	0	0
1915 - 1930	0	0	17	0	1	0	0	0
1930 - 1945	0	0	16	0	1	0	0	0
1945 - 2000	0	1	18	0	0	0	0	0
Hourly Total	0	1	67	0	3	0	0	0
Hourly Average	0.00	0.25	16.75	0.00	0.75	0.00	0.00	0.00
2000 - 2015	0	0	12	0	4	0	0	0
2015 - 2030	0	0	11	0	2	0	0	0
2030 - 2045	0	0	10	0	2	0	0	0
2045 - 2100	0	0	13	0	0	0	0	0
Hourly Total	0	0	46	0	8	0	0	0
Hourly Average	0.00	0.00	11.50	0.00	2.00	0.00	0.00	0.00
2100 - 2115	0	0	9	0	0	0	0	0
2115 - 2130	0	0	11	0	0	0	0	0
2130 - 2145	0	0	11	0	1	0	0	0
2145 - 2200	0	0	7	0	1	0	0	0
Hourly Total	0	0	38	0	2	0	0	0
Hourly Average	0.00	0.00	9.50	0.00	0.50	0.00	0.00	0.00
2200 - 2215	0	0	12	0	1	0	0	0
2215 - 2230	0	1	11	0	0	0	0	0
2230 - 2245	0	0	4	0	0	0	0	0
2245 - 2300	0	0	12	0	0	0	0	0
Hourly Total	0	1	39	0	1	0	0	0
Hourly Average	0.00	0.25	9.75	0.00	0.25	0.00	0.00	0.00
2300 - 2315	0	0	10	0	0	0	0	0

2315 - 2330	0	0	7	0	1	0	0	0
2330 - 2345	0	0	6	0	0	0	0	0
2345 - 0000	0	0	8	0	0	0	0	0
Hourly Total	0	0	31	0	1	0	0	0
Hourly Average	0.00	0.00	7.75	0.00	0.25	0.00	0.00	0.00

Session Total	1	5	1067	8	314	17	26	0
Session Average	0.01	0.05	11.11	0.08	3.27	0.18	0.27	0.00

Date
Thursday 25 April 2019

Weather
Sunny Intervals
Temp: 12°C

0000 - 2400 (Thursday 24H Session)

TIME	Movement 8.18: Right from Birchin Way to A180 Westgate							
	P/CYCLE	M/CYCLE	CAR	TAXI	LGV	OGV1	OGV2	BUS/COACH
0000 - 0015	0	0	1	0	1	0	0	0
0015 - 0030	0	0	7	0	1	0	0	0
0030 - 0045	0	0	10	0	1	0	0	0
0045 - 0100	0	0	2	0	1	0	0	0
Hourly Total	0	0	20	0	4	0	0	0
Hourly Average	0.00	0.00	5.00	0.00	1.00	0.00	0.00	0.00
0100 - 0115	0	0	1	0	0	0	0	0
0115 - 0130	0	0	3	0	1	0	0	0
0130 - 0145	0	0	3	0	0	0	0	0
0145 - 0200	0	0	1	0	0	0	0	0
Hourly Total	0	0	8	0	1	0	0	0
Hourly Average	0.00	0.00	2.00	0.00	0.25	0.00	0.00	0.00
0200 - 0215	0	0	0	0	0	0	0	0
0215 - 0230	0	0	2	0	0	0	0	0
0230 - 0245	0	0	1	0	0	0	0	0
0245 - 0300	0	0	4	0	1	0	0	0
Hourly Total	0	0	7	0	1	0	0	0
Hourly Average	0.00	0.00	1.75	0.00	0.25	0.00	0.00	0.00
0300 - 0315	0	0	1	0	0	0	0	0
0315 - 0330	0	0	2	0	0	0	0	0
0330 - 0345	0	0	2	0	0	0	0	0
0345 - 0400	0	0	0	0	0	0	0	0
Hourly Total	0	0	5	0	0	0	0	0
Hourly Average	0.00	0.00	1.25	0.00	0.00	0.00	0.00	0.00
0400 - 0415	0	0	2	0	1	0	0	0
0415 - 0430	0	0	1	0	0	0	0	0
0430 - 0445	0	0	1	0	0	0	0	0
0445 - 0500	0	0	1	0	1	0	0	0
Hourly Total	0	0	5	0	2	0	0	0
Hourly Average	0.00	0.00	1.25	0.00	0.50	0.00	0.00	0.00
0500 - 0515	0	0	2	0	0	0	1	0
0515 - 0530	0	0	3	0	0	0	0	0
0530 - 0545	0	0	0	0	0	0	0	0
0545 - 0600	0	0	3	0	1	0	0	0
Hourly Total	0	0	8	0	1	0	1	0
Hourly Average	0.00	0.00	2.00	0.00	0.25	0.00	0.25	0.00
0600 - 0615	0	0	5	0	1	3	0	0
0615 - 0630	0	0	5	0	1	1	1	0
0630 - 0645	0	0	0	0	3	1	0	0
0645 - 0700	0	0	6	0	2	0	0	0
Hourly Total	0	0	16	0	7	5	1	0
Hourly Average	0.00	0.00	4.00	0.00	1.75	1.25	0.25	0.00
0700 - 0715	0	0	2	0	0	0	1	0
0715 - 0730	0	0	0	0	1	0	0	0
0730 - 0745	0	0	3	0	5	1	0	0
0745 - 0800	0	0	5	0	6	2	1	0
Hourly Total	0	0	10	0	12	3	2	0
Hourly Average	0.00	0.00	2.50	0.00	3.00	0.75	0.50	0.00
0800 - 0815	0	0	7	0	6	0	0	0
0815 - 0830	0	0	7	0	6	0	1	0
0830 - 0845	0	0	10	0	7	0	1	0
0845 - 0900	0	0	8	0	8	1	1	0
Hourly Total	0	0	32	0	27	1	3	0
Hourly Average	0.00	0.00	8.00	0.00	6.75	0.25	0.75	0.00
0900 - 0915	0	1	8	0	7	1	0	0
0915 - 0930	0	0	10	0	5	1	0	0
0930 - 0945	0	0	16	0	9	1	0	0
0945 - 1000	0	0	15	0	8	1	1	0
Hourly Total	0	1	49	0	29	4	1	0
Hourly Average	0.00	0.25	12.25	0.00	7.25	1.00	0.25	0.00
1000 - 1015	0	0	8	0	6	2	0	0
1015 - 1030	0	0	9	0	2	0	0	0

1030 - 1045	0	0	9	0	1	1	1	0
1045 - 1100	0	0	6	0	6	1	1	0
Hourly Total	0	0	32	0	15	4	2	0
Hourly Average	0.00	0.00	8.00	0.00	3.75	1.00	0.50	0.00
1100 - 1115	0	0	12	0	5	3	0	0
1115 - 1130	0	0	13	0	8	0	1	0
1130 - 1145	0	0	12	0	6	0	0	0
1145 - 1200	0	0	20	0	6	1	0	0
Hourly Total	0	0	57	0	25	4	1	0
Hourly Average	0.00	0.00	14.25	0.00	6.25	1.00	0.25	0.00
1200 - 1215	0	0	16	0	6	0	1	0
1215 - 1230	0	0	16	0	6	2	0	0
1230 - 1245	0	0	20	0	7	0	0	0
1245 - 1300	0	0	18	0	6	0	0	0
Hourly Total	0	0	70	0	25	2	1	0
Hourly Average	0.00	0.00	17.50	0.00	6.25	0.50	0.25	0.00
1300 - 1315	0	0	21	0	7	0	0	0
1315 - 1330	0	0	13	0	2	1	1	0
1330 - 1345	0	0	14	0	5	0	0	0
1345 - 1400	0	0	18	0	4	1	1	0
Hourly Total	0	0	66	0	18	2	2	0
Hourly Average	0.00	0.00	16.50	0.00	4.50	0.50	0.50	0.00
1400 - 1415	0	0	18	0	9	0	1	0
1415 - 1430	0	0	11	0	1	0	0	0
1430 - 1445	0	0	7	0	5	0	0	0
1445 - 1500	0	0	18	0	5	1	0	0
Hourly Total	0	0	54	0	20	1	1	0
Hourly Average	0.00	0.00	13.50	0.00	5.00	0.25	0.25	0.00
1500 - 1515	0	0	17	0	5	0	0	0
1515 - 1530	0	0	15	0	3	2	0	0
1530 - 1545	0	0	14	0	3	0	1	0
1545 - 1600	0	0	14	0	2	0	0	0
Hourly Total	0	0	60	0	13	2	1	0
Hourly Average	0.00	0.00	15.00	0.00	3.25	0.50	0.25	0.00
1600 - 1615	0	0	16	0	6	0	0	0
1615 - 1630	0	0	17	0	6	0	1	0
1630 - 1645	0	0	14	0	3	0	0	0
1645 - 1700	0	0	14	0	2	0	1	0
Hourly Total	0	0	61	0	17	0	2	0
Hourly Average	0.00	0.00	15.25	0.00	4.25	0.00	0.50	0.00
1700 - 1715	0	0	16	0	1	0	0	0
1715 - 1730	0	0	20	0	1	0	0	0
1730 - 1745	0	0	10	0	1	0	0	0
1745 - 1800	0	0	17	0	0	0	0	0
Hourly Total	0	0	63	0	3	0	0	0
Hourly Average	0.00	0.00	15.75	0.00	0.75	0.00	0.00	0.00
1800 - 1815	0	0	25	0	4	0	0	0
1815 - 1830	0	0	22	0	0	0	0	0
1830 - 1845	0	0	6	0	0	0	0	0
1845 - 1900	0	0	11	0	2	0	0	0
Hourly Total	0	0	64	0	6	0	0	0
Hourly Average	0.00	0.00	16.00	0.00	1.50	0.00	0.00	0.00
1900 - 1915	0	0	20	1	0	0	0	0
1915 - 1930	0	0	12	0	0	0	0	0
1930 - 1945	0	1	7	0	0	0	0	0
1945 - 2000	0	0	12	0	3	0	0	0
Hourly Total	0	1	51	1	3	0	0	0
Hourly Average	0.00	0.25	12.75	0.25	0.75	0.00	0.00	0.00
2000 - 2015	0	0	14	0	0	0	0	0
2015 - 2030	0	0	21	0	1	0	0	0
2030 - 2045	0	0	13	0	0	0	0	0
2045 - 2100	0	0	9	0	1	0	0	0
Hourly Total	0	0	57	0	2	0	0	0
Hourly Average	0.00	0.00	14.25	0.00	0.50	0.00	0.00	0.00
2100 - 2115	0	0	10	0	1	0	0	0
2115 - 2130	0	0	8	0	1	0	0	0
2130 - 2145	0	0	11	0	1	0	0	0
2145 - 2200	0	0	8	0	0	0	0	0
Hourly Total	0	0	37	0	3	0	0	0
Hourly Average	0.00	0.00	9.25	0.00	0.75	0.00	0.00	0.00
2200 - 2215	0	0	17	1	0	0	0	0
2215 - 2230	0	0	12	0	0	0	0	0
2230 - 2245	0	0	12	0	0	0	0	0
2245 - 2300	0	0	5	0	0	0	0	0
Hourly Total	0	0	46	1	0	0	0	0
Hourly Average	0.00	0.00	11.50	0.25	0.00	0.00	0.00	0.00
2300 - 2315	0	0	8	0	0	0	0	0
2315 - 2330	0	0	2	0	0	0	0	0
2330 - 2345	0	0	7	0	0	0	0	0
2345 - 0000	0	0	3	0	0	0	0	0
Hourly Total	0	0	20	0	0	0	0	0
Hourly Average	0.00	0.00	5.00	0.00	0.00	0.00	0.00	0.00

Session Total	0	2	898	2	234	28	18	0
Session Average	0.00	0.02	9.35	0.02	2.44	0.29	0.19	0.00

Original Data	
TOTAL	PCU TOTAL
7	7.00
5	5.00
3	3.50
3	3.00
18	18.50
4.50	4.63
5	5.00
3	3.00
3	2.40
4	4.00
15	14.40
3.75	3.60
3	3.00
1	1.00
1	1.00
2	2.50
7	7.50
1.75	1.88
2	2.00
3	3.00
2	3.30
2	2.00
9	10.30
2.25	2.58
2	2.00
1	1.00
3	3.00
3	3.00
9	9.00
2.25	2.25
4	4.70
3	3.00
2	2.00
2	2.00
11	11.70
2.75	2.93
7	7.00
7	7.00
7	8.80
9	9.70
30	32.50
7.50	8.13
6	6.00
7	7.00
15	17.60
16	16.00
44	46.60
11.00	11.65
13	13.50
12	13.80
20	20.00
23	24.30
68	71.60
17.00	17.90
22	24.60
35	38.10

22	22.00
24	24.50
103	109.20
25.75	27.30
27	27.50
28	29.30
18	18.00
29	30.00
102	104.80
25.50	26.20
23	23.00
21	21.00
20	20.00
19	19.00
83	83.00
20.75	20.75
27	27.00
32	33.30
33	34.30
28	31.10
120	125.70
30.00	31.43
33	33.00
29	29.00
20	21.80
28	28.00
110	111.80
27.50	27.95
29	30.30
29	30.30
25	26.30
21	23.30
104	110.20
26.00	27.55
23	24.00
17	17.00
25	26.30
22	23.30
87	90.60
21.75	22.65
37	37.00
24	24.50
27	27.00
20	21.30
108	109.80
27.00	27.45
29	29.00
17	17.50
20	20.00
21	21.00
87	87.50
21.75	21.88
27	27.00
25	25.00
19	19.00
14	14.00
85	85.00
21.25	21.25
17	17.00
18	18.00
17	17.00
19	18.40
71	70.40
17.75	17.60
16	16.00
13	13.00
12	12.00
13	13.00
54	54.00
13.50	13.50
9	9.00
11	11.00
12	12.00
8	8.00
40	40.00
10.00	10.00
13	13.00
12	11.40
4	4.00
12	12.00
41	40.40
10.25	10.10
10	10.00

8	8.00
6	6.00
8	8.00
32	32.00
8.00	8.00

1438	1476.50
14.98	15.38

Original Data	
TOTAL	PCU TOTAL
2	2.00
8	8.00
11	11.00
3	3.00
24	24.00
6.00	6.00
1	1.00
4	4.00
3	3.00
1	1.00
9	9.00
2.25	2.25
0	0.00
2	2.00
1	1.00
5	5.00
8	8.00
2.00	2.00
1	1.00
2	2.00
2	2.00
0	0.00
5	5.00
1.25	1.25
3	3.00
1	1.00
1	1.00
2	2.00
7	7.00
1.75	1.75
3	4.30
3	3.00
0	0.00
4	4.00
10	11.30
2.50	2.83
9	10.50
8	9.80
4	4.50
8	8.00
29	32.80
7.25	8.20
3	4.30
1	1.00
9	9.50
14	16.30
27	31.10
6.75	7.78
13	13.00
14	15.30
18	19.30
18	19.80
63	67.40
15.75	16.85
17	16.90
16	16.50
26	26.50
25	26.80
84	86.70
21.00	21.68
16	17.00
11	11.00

12	13.80
14	15.80
53	57.60
13.25	14.40
20	21.50
22	23.30
18	18.00
27	27.50
87	90.30
21.75	22.58
23	24.30
24	25.00
27	27.00
24	24.00
98	100.30
24.50	25.08
28	28.00
17	18.80
19	19.00
24	25.80
88	91.60
22.00	22.90
28	29.30
12	12.00
12	12.00
24	24.50
76	77.80
19.00	19.45
22	22.00
20	21.00
18	19.30
16	16.00
76	78.30
19.00	19.58
22	22.00
24	25.30
17	17.00
17	18.30
80	82.60
20.00	20.65
17	17.00
21	21.00
11	11.00
17	17.00
66	66.00
16.50	16.50
29	29.00
22	22.00
6	6.00
13	13.00
70	70.00
17.50	17.50
21	21.00
12	12.00
8	7.40
15	15.00
56	55.40
14.00	13.85
14	14.00
22	22.00
13	13.00
10	10.00
59	59.00
14.75	14.75
11	11.00
9	9.00
12	12.00
8	8.00
40	40.00
10.00	10.00
18	18.00
12	12.00
12	12.00
5	5.00
47	47.00
11.75	11.75
8	8.00
2	2.00
7	7.00
3	3.00
20	20.00
5.00	5.00

1182	1218.20
12.31	12.69

Immingham, Lincolnshire
Classified Junction Count

Site 8 of 9
Moody Lane
A180 Westgate
Pyewipe Road
Birchin Way
A180

Lat/Long
lat 53.575056° lon -0.096573°

Date
Wednesday 24 April 2019

Weather
Sunny Intervals
Temp: 15°C

0000 - 2400 (Wednesday 24H Session)

TIME	Movement 8.19: Right from Birchin Way to Pyewipe Road							
	P/CYCLE	M/CYCLE	CAR	TAXI	LGV	OGV1	OGV2	BUS/COACH
0000 - 0015	0	0	3	0	0	0	0	0
0015 - 0030	0	0	3	0	0	0	0	0
0030 - 0045	0	0	1	0	0	0	0	0
0045 - 0100	0	0	1	0	0	0	0	0
Hourly Total	0	0	8	0	0	0	0	0
Hourly Average	0.00	0.00	2.00	0.00	0.00	0.00	0.00	0.00
0100 - 0115	0	0	2	0	0	0	0	0
0115 - 0130	0	0	2	0	0	0	0	0
0130 - 0145	0	0	1	0	0	0	0	0
0145 - 0200	0	0	1	0	0	0	0	0
Hourly Total	0	0	6	0	0	0	0	0
Hourly Average	0.00	0.00	1.50	0.00	0.00	0.00	0.00	0.00
0200 - 0215	0	0	1	0	0	0	0	0
0215 - 0230	0	0	1	0	0	0	0	0
0230 - 0245	0	0	1	0	0	0	0	0
0245 - 0300	0	0	1	0	0	0	0	0
Hourly Total	0	0	4	0	0	0	0	0
Hourly Average	0.00	0.00	1.00	0.00	0.00	0.00	0.00	0.00
0300 - 0315	0	0	1	0	0	0	0	0
0315 - 0330	0	0	1	0	1	0	0	0
0330 - 0345	0	0	1	0	0	0	0	0
0345 - 0400	0	0	0	0	0	0	0	0
Hourly Total	0	0	3	0	1	0	0	0
Hourly Average	0.00	0.00	0.75	0.00	0.25	0.00	0.00	0.00
0400 - 0415	0	0	0	0	1	0	0	0
0415 - 0430	0	0	0	0	0	0	0	0
0430 - 0445	0	0	1	0	0	0	0	0
0445 - 0500	0	0	2	0	0	0	0	0
Hourly Total	0	0	3	0	1	0	0	0
Hourly Average	0.00	0.00	0.75	0.00	0.25	0.00	0.00	0.00
0500 - 0515	0	0	1	0	0	0	0	0
0515 - 0530	0	0	0	0	1	0	0	0
0530 - 0545	0	0	1	0	0	0	0	0
0545 - 0600	0	0	2	0	0	1	1	0
Hourly Total	0	0	4	0	1	1	1	0
Hourly Average	0.00	0.00	1.00	0.00	0.25	0.25	0.25	0.00
0600 - 0615	0	0	3	0	1	0	1	0
0615 - 0630	0	0	2	0	2	0	0	0
0630 - 0645	0	0	2	0	1	0	0	0
0645 - 0700	0	0	4	0	1	0	0	0
Hourly Total	0	0	11	0	5	0	1	0
Hourly Average	0.00	0.00	2.75	0.00	1.25	0.00	0.25	0.00
0700 - 0715	0	0	2	0	1	1	0	0
0715 - 0730	0	0	2	0	1	1	0	0
0730 - 0745	0	0	4	0	4	0	0	0
0745 - 0800	0	0	5	0	5	0	0	0
Hourly Total	0	0	13	0	11	2	0	0
Hourly Average	0.00	0.00	3.25	0.00	2.75	0.50	0.00	0.00
0800 - 0815	0	0	3	0	3	0	0	0
0815 - 0830	0	0	4	0	3	0	0	0
0830 - 0845	0	0	6	0	7	0	0	0
0845 - 0900	0	0	7	0	11	0	0	0
Hourly Total	0	0	20	0	24	0	0	0
Hourly Average	0.00	0.00	5.00	0.00	6.00	0.00	0.00	0.00
0900 - 0915	0	0	6	0	6	0	0	0
0915 - 0930	0	0	10	0	8	0	0	0

0930 - 0945	0	0	8	0	5	0	0	0
0945 - 1000	0	0	7	0	6	0	0	0
Hourly Total	0	0	31	0	25	0	0	0
Hourly Average	0.00	0.00	7.75	0.00	6.25	0.00	0.00	0.00
1000 - 1015	0	0	10	0	5	0	0	0
1015 - 1030	0	0	9	0	6	1	0	0
1030 - 1045	0	0	8	0	2	0	0	0
1045 - 1100	0	0	7	0	7	1	0	0
Hourly Total	0	0	34	0	20	2	0	0
Hourly Average	0.00	0.00	8.50	0.00	5.00	0.50	0.00	0.00
1100 - 1115	0	0	10	0	3	0	0	0
1115 - 1130	0	0	8	0	2	0	0	0
1130 - 1145	0	0	9	0	2	0	0	0
1145 - 1200	0	0	8	0	4	0	0	0
Hourly Total	0	0	35	0	11	0	0	0
Hourly Average	0.00	0.00	8.75	0.00	2.75	0.00	0.00	0.00
1200 - 1215	0	0	13	0	4	1	0	0
1215 - 1230	0	0	14	0	5	0	0	0
1230 - 1245	0	0	15	0	5	0	0	0
1245 - 1300	0	0	11	0	4	0	0	0
Hourly Total	0	0	53	0	18	1	0	0
Hourly Average	0.00	0.00	13.25	0.00	4.50	0.25	0.00	0.00
1300 - 1315	0	0	16	0	4	0	0	0
1315 - 1330	0	0	13	0	4	0	0	0
1330 - 1345	0	0	9	0	2	0	0	0
1345 - 1400	0	0	14	0	4	1	0	0
Hourly Total	0	0	52	0	14	1	0	0
Hourly Average	0.00	0.00	13.00	0.00	3.50	0.25	0.00	0.00
1400 - 1415	0	0	12	0	5	1	0	0
1415 - 1430	0	0	14	0	3	0	0	0
1430 - 1445	0	0	12	0	4	0	0	0
1445 - 1500	0	0	8	0	3	0	0	0
Hourly Total	0	0	46	0	15	1	0	0
Hourly Average	0.00	0.00	11.50	0.00	3.75	0.25	0.00	0.00
1500 - 1515	0	0	10	0	3	0	0	0
1515 - 1530	0	0	6	0	2	0	0	0
1530 - 1545	0	0	11	0	2	0	0	0
1545 - 1600	0	0	9	0	3	0	0	0
Hourly Total	0	0	36	0	10	0	0	0
Hourly Average	0.00	0.00	9.00	0.00	2.50	0.00	0.00	0.00
1600 - 1615	0	0	18	0	4	0	0	0
1615 - 1630	0	0	10	0	2	0	0	0
1630 - 1645	0	0	14	0	2	0	0	0
1645 - 1700	0	0	10	0	1	0	0	0
Hourly Total	0	0	52	0	9	0	0	0
Hourly Average	0.00	0.00	13.00	0.00	2.25	0.00	0.00	0.00
1700 - 1715	0	0	15	0	4	0	0	0
1715 - 1730	0	0	6	0	1	0	0	0
1730 - 1745	0	0	9	0	2	0	0	0
1745 - 1800	0	0	10	0	1	0	0	0
Hourly Total	0	0	40	0	8	0	0	0
Hourly Average	0.00	0.00	10.00	0.00	2.00	0.00	0.00	0.00
1800 - 1815	0	0	15	0	1	0	0	0
1815 - 1830	0	0	14	0	0	0	0	0
1830 - 1845	0	0	10	0	1	0	0	0
1845 - 1900	0	0	8	0	1	0	0	0
Hourly Total	0	0	47	0	3	0	0	0
Hourly Average	0.00	0.00	11.75	0.00	0.75	0.00	0.00	0.00
1900 - 1915	0	0	10	0	1	0	0	0
1915 - 1930	0	0	10	0	1	0	0	0
1930 - 1945	0	0	9	0	1	0	0	0
1945 - 2000	0	0	10	0	0	0	0	0
Hourly Total	0	0	39	0	3	0	0	0
Hourly Average	0.00	0.00	9.75	0.00	0.75	0.00	0.00	0.00
2000 - 2015	0	0	7	0	2	0	0	0
2015 - 2030	0	0	6	0	1	0	0	0
2030 - 2045	0	0	5	0	1	0	0	0
2045 - 2100	0	0	7	0	0	1	0	0
Hourly Total	0	0	25	0	4	1	0	0
Hourly Average	0.00	0.00	6.25	0.00	1.00	0.25	0.00	0.00
2100 - 2115	0	0	5	0	0	0	0	0
2115 - 2130	0	0	7	0	0	0	0	0
2130 - 2145	0	0	6	0	1	0	0	0
2145 - 2200	0	0	4	0	0	0	0	0
Hourly Total	0	0	22	0	1	0	0	0
Hourly Average	0.00	0.00	5.50	0.00	0.25	0.00	0.00	0.00
2200 - 2215	0	0	8	0	1	0	0	0
2215 - 2230	0	0	7	0	0	0	0	0
2230 - 2245	0	0	2	0	0	0	0	0
2245 - 2300	0	0	6	0	0	0	0	0
Hourly Total	0	0	23	0	1	0	0	0
Hourly Average	0.00	0.00	5.75	0.00	0.25	0.00	0.00	0.00
2300 - 2315	0	0	6	0	0	0	0	0

2315 - 2330	0	0	5	0	0	0	0	0
2330 - 2345	0	0	3	0	0	0	0	0
2345 - 0000	0	0	5	0	0	0	0	0
Hourly Total	0	0	19	0	0	0	0	0
Hourly Average	0.00	0.00	4.75	0.00	0.00	0.00	0.00	0.00

Session Total	0	0	626	0	185	9	2	0
Session Average	0.00	0.00	6.52	0.00	1.93	0.09	0.02	0.00

Date
Thursday 25 April 2019

Weather
Sunny Intervals
Temp: 12°C

0000 - 2400 (Thursday 24H Session)

TIME	Movement 8.19: Right from Birchin Way to Pyewipe Road							
	P/CYCLE	M/CYCLE	CAR	TAXI	LGV	OGV1	OGV2	BUS/COACH
0000 - 0015	0	0	4	0	1	0	0	0
0015 - 0030	0	0	2	0	0	0	0	0
0030 - 0045	0	0	3	0	0	0	0	0
0045 - 0100	0	0	3	0	0	0	0	0
Hourly Total	0	0	12	0	1	0	0	0
Hourly Average	0.00	0.00	3.00	0.00	0.25	0.00	0.00	0.00
0100 - 0115	0	0	4	0	0	0	0	0
0115 - 0130	0	0	2	0	0	0	0	0
0130 - 0145	0	0	0	0	0	0	0	0
0145 - 0200	0	0	2	0	0	0	0	0
Hourly Total	0	0	8	0	0	0	0	0
Hourly Average	0.00	0.00	2.00	0.00	0.00	0.00	0.00	0.00
0200 - 0215	0	0	0	0	0	0	0	0
0215 - 0230	0	0	3	0	0	0	0	0
0230 - 0245	0	0	1	0	0	0	0	0
0245 - 0300	0	0	1	0	0	0	0	0
Hourly Total	0	0	5	0	0	0	0	0
Hourly Average	0.00	0.00	1.25	0.00	0.00	0.00	0.00	0.00
0300 - 0315	0	0	1	0	0	0	0	0
0315 - 0330	0	0	0	0	0	0	0	0
0330 - 0345	0	0	0	0	0	0	1	0
0345 - 0400	0	0	0	0	0	0	0	0
Hourly Total	0	0	1	0	0	0	1	0
Hourly Average	0.00	0.00	0.25	0.00	0.00	0.00	0.25	0.00
0400 - 0415	0	0	1	0	0	0	0	0
0415 - 0430	0	0	2	0	0	0	0	0
0430 - 0445	0	0	0	0	0	0	0	0
0445 - 0500	0	0	1	0	0	0	0	0
Hourly Total	0	0	4	0	0	0	0	0
Hourly Average	0.00	0.00	1.00	0.00	0.00	0.00	0.00	0.00
0500 - 0515	0	0	1	0	0	1	0	0
0515 - 0530	0	0	2	0	0	1	0	0
0530 - 0545	0	0	1	0	0	1	0	0
0545 - 0600	0	0	1	0	1	1	0	0
Hourly Total	0	0	5	0	1	4	0	0
Hourly Average	0.00	0.00	1.25	0.00	0.25	1.00	0.00	0.00
0600 - 0615	0	0	5	0	0	1	0	0
0615 - 0630	0	1	4	0	1	0	0	0
0630 - 0645	0	0	1	0	0	0	0	0
0645 - 0700	0	0	7	0	1	0	0	0
Hourly Total	0	1	17	0	2	1	0	0
Hourly Average	0.00	0.25	4.25	0.00	0.50	0.25	0.00	0.00
0700 - 0715	0	0	5	0	1	0	0	0
0715 - 0730	0	0	3	0	3	0	0	0
0730 - 0745	0	0	6	0	4	0	0	0
0745 - 0800	0	0	6	0	4	1	0	0
Hourly Total	0	0	20	0	12	1	0	0
Hourly Average	0.00	0.00	5.00	0.00	3.00	0.25	0.00	0.00
0800 - 0815	0	0	4	1	4	0	0	0
0815 - 0830	0	0	7	0	4	0	0	0
0830 - 0845	0	0	11	0	5	0	0	0
0845 - 0900	0	0	7	0	4	0	0	0
Hourly Total	0	0	29	1	17	0	0	0
Hourly Average	0.00	0.00	7.25	0.25	4.25	0.00	0.00	0.00
0900 - 0915	0	0	5	0	7	0	0	0
0915 - 0930	0	0	9	0	7	0	0	0
0930 - 0945	0	0	17	0	6	0	0	0
0945 - 1000	0	0	14	0	3	0	0	0
Hourly Total	0	0	45	0	23	0	0	0
Hourly Average	0.00	0.00	11.25	0.00	5.75	0.00	0.00	0.00
1000 - 1015	0	0	18	0	5	1	0	0
1015 - 1030	0	0	11	0	4	1	0	0

1030 - 1045	0	0	7	0	12	0	0	0
1045 - 1100	0	0	8	0	4	0	0	0
Hourly Total	0	0	44	0	25	2	0	0
Hourly Average	0.00	0.00	11.00	0.00	6.25	0.50	0.00	0.00
1100 - 1115	0	0	7	0	6	1	0	0
1115 - 1130	0	0	10	1	1	0	0	0
1130 - 1145	0	0	12	1	5	0	0	0
1145 - 1200	0	0	13	0	7	0	0	0
Hourly Total	0	0	42	2	19	1	0	0
Hourly Average	0.00	0.00	10.50	0.50	4.75	0.25	0.00	0.00
1200 - 1215	0	0	15	0	7	0	0	0
1215 - 1230	0	0	14	0	5	0	0	0
1230 - 1245	0	0	23	0	4	0	0	0
1245 - 1300	0	0	24	0	6	1	0	0
Hourly Total	0	0	76	0	22	1	0	0
Hourly Average	0.00	0.00	19.00	0.00	5.50	0.25	0.00	0.00
1300 - 1315	0	0	27	1	8	0	0	0
1315 - 1330	0	0	19	0	1	1	0	0
1330 - 1345	0	0	17	0	3	0	0	0
1345 - 1400	0	0	23	0	4	0	0	0
Hourly Total	0	0	86	1	16	1	0	0
Hourly Average	0.00	0.00	21.50	0.25	4.00	0.25	0.00	0.00
1400 - 1415	0	0	16	0	5	0	0	0
1415 - 1430	0	0	14	0	1	0	0	0
1430 - 1445	0	0	11	1	3	1	0	0
1445 - 1500	0	0	13	0	1	0	0	0
Hourly Total	0	0	54	1	10	1	0	0
Hourly Average	0.00	0.00	13.50	0.25	2.50	0.25	0.00	0.00
1500 - 1515	0	0	17	0	2	0	0	0
1515 - 1530	0	0	18	0	2	0	0	0
1530 - 1545	0	0	20	0	1	0	0	0
1545 - 1600	0	0	17	0	3	0	0	0
Hourly Total	0	0	72	0	8	0	0	0
Hourly Average	0.00	0.00	18.00	0.00	2.00	0.00	0.00	0.00
1600 - 1615	0	0	18	0	2	0	0	0
1615 - 1630	0	0	21	0	1	0	0	0
1630 - 1645	0	0	24	0	5	0	0	0
1645 - 1700	0	0	13	0	3	0	0	0
Hourly Total	0	0	76	0	11	0	0	0
Hourly Average	0.00	0.00	19.00	0.00	2.75	0.00	0.00	0.00
1700 - 1715	0	0	18	0	0	0	0	0
1715 - 1730	0	0	16	0	1	0	0	0
1730 - 1745	0	0	28	0	2	0	0	0
1745 - 1800	0	0	24	0	0	0	0	0
Hourly Total	0	0	86	0	3	0	0	0
Hourly Average	0.00	0.00	21.50	0.00	0.75	0.00	0.00	0.00
1800 - 1815	0	0	29	0	0	0	0	0
1815 - 1830	0	0	24	0	6	0	0	0
1830 - 1845	0	0	20	1	3	0	0	0
1845 - 1900	0	0	16	0	0	0	0	0
Hourly Total	0	0	89	1	9	0	0	0
Hourly Average	0.00	0.00	22.25	0.25	2.25	0.00	0.00	0.00
1900 - 1915	0	0	19	0	0	0	0	0
1915 - 1930	0	0	13	1	3	0	0	0
1930 - 1945	0	0	14	0	2	0	0	0
1945 - 2000	0	0	11	1	1	0	0	0
Hourly Total	0	0	57	2	6	0	0	0
Hourly Average	0.00	0.00	14.25	0.50	1.50	0.00	0.00	0.00
2000 - 2015	0	0	14	1	0	0	0	0
2015 - 2030	0	0	18	0	1	0	0	0
2030 - 2045	0	0	16	0	1	0	0	0
2045 - 2100	0	0	8	0	1	0	0	0
Hourly Total	0	0	56	1	3	0	0	0
Hourly Average	0.00	0.00	14.00	0.25	0.75	0.00	0.00	0.00
2100 - 2115	0	0	12	0	0	0	0	0
2115 - 2130	0	0	8	0	3	0	0	0
2130 - 2145	0	0	17	0	0	0	0	0
2145 - 2200	0	0	11	0	0	0	0	0
Hourly Total	0	0	48	0	3	0	0	0
Hourly Average	0.00	0.00	12.00	0.00	0.75	0.00	0.00	0.00
2200 - 2215	0	0	4	0	1	0	0	0
2215 - 2230	0	0	4	0	0	0	0	0
2230 - 2245	0	0	5	0	0	0	0	0
2245 - 2300	0	0	3	0	0	0	0	0
Hourly Total	0	0	16	0	1	0	0	0
Hourly Average	0.00	0.00	4.00	0.00	0.25	0.00	0.00	0.00
2300 - 2315	0	0	8	0	0	0	0	0
2315 - 2330	0	0	1	0	1	0	0	0
2330 - 2345	0	0	6	0	1	0	0	0
2345 - 0000	0	0	7	0	0	0	0	0
Hourly Total	0	0	22	0	2	0	0	0
Hourly Average	0.00	0.00	5.50	0.00	0.50	0.00	0.00	0.00

Session Total	0	1	970	9	194	12	1	0
Session Average	0.00	0.01	10.10	0.09	2.02	0.13	0.01	0.00

Original Data	
TOTAL	PCU TOTAL
3	3.00
3	3.00
1	1.00
1	1.00
8	8.00
2.00	2.00
2	2.00
2	2.00
1	1.00
1	1.00
6	6.00
1.50	1.50
1	1.00
1	1.00
1	1.00
1	1.00
4	4.00
1.00	1.00
1	1.00
2	2.00
1	1.00
0	0.00
4	4.00
1.00	1.00
1	1.00
0	0.00
1	1.00
2	2.00
4	4.00
1.00	1.00
1	1.00
1	1.00
1	1.00
4	5.80
7	8.80
1.75	2.20
5	6.30
4	4.00
3	3.00
5	5.00
17	18.30
4.25	4.58
4	4.50
4	4.50
8	8.00
10	10.00
26	27.00
6.50	6.75
6	6.00
7	7.00
13	13.00
18	18.00
44	44.00
11.00	11.00
12	12.00
18	18.00

13	13.00
13	13.00
56	56.00
14.00	14.00
15	15.00
16	16.50
10	10.00
15	15.50
56	57.00
14.00	14.25
13	13.00
10	10.00
11	11.00
12	12.00
46	46.00
11.50	11.50
18	18.50
19	19.00
20	20.00
15	15.00
72	72.50
18.00	18.13
20	20.00
17	17.00
11	11.00
19	19.50
67	67.50
16.75	16.88
18	18.50
17	17.00
16	16.00
11	11.00
62	62.50
15.50	15.63
13	13.00
8	8.00
13	13.00
12	12.00
46	46.00
11.50	11.50
22	22.00
12	12.00
16	16.00
11	11.00
61	61.00
15.25	15.25
19	19.00
7	7.00
11	11.00
11	11.00
48	48.00
12.00	12.00
16	16.00
14	14.00
11	11.00
9	9.00
50	50.00
12.50	12.50
11	11.00
11	11.00
10	10.00
10	10.00
42	42.00
10.50	10.50
9	9.00
7	7.00
6	6.00
8	8.50
30	30.50
7.50	7.63
5	5.00
7	7.00
7	7.00
4	4.00
23	23.00
5.75	5.75
9	9.00
7	7.00
2	2.00
6	6.00
24	24.00
6.00	6.00
6	6.00

5	5.00
3	3.00
5	5.00
19	19.00
4.75	4.75

822	829.10
8.56	8.64

Original Data	
TOTAL	PCU TOTAL
5	5.00
2	2.00
3	3.00
3	3.00
13	13.00
3.25	3.25
4	4.00
2	2.00
0	0.00
2	2.00
8	8.00
2.00	2.00
0	0.00
3	3.00
1	1.00
1	1.00
5	5.00
1.25	1.25
1	1.00
0	0.00
1	2.30
0	0.00
2	3.30
0.50	0.83
1	1.00
2	2.00
0	0.00
1	1.00
4	4.00
1.00	1.00
2	2.50
3	3.50
2	2.50
3	3.50
10	12.00
2.50	3.00
6	6.50
6	5.40
1	1.00
8	8.00
21	20.90
5.25	5.23
6	6.00
6	6.00
10	10.00
11	11.50
33	33.50
8.25	8.38
9	9.00
11	11.00
16	16.00
11	11.00
47	47.00
11.75	11.75
12	12.00
16	16.00
23	23.00
17	17.00
68	68.00
17.00	17.00
24	24.50
16	16.50

19	19.00
12	12.00
71	72.00
17.75	18.00
14	14.50
12	12.00
18	18.00
20	20.00
64	64.50
16.00	16.13
22	22.00
19	19.00
27	27.00
31	31.50
99	99.50
24.75	24.88
36	36.00
21	21.50
20	20.00
27	27.00
104	104.50
26.00	26.13
21	21.00
15	15.00
16	16.50
14	14.00
66	66.50
16.50	16.63
19	19.00
20	20.00
21	21.00
20	20.00
80	80.00
20.00	20.00
20	20.00
22	22.00
29	29.00
16	16.00
87	87.00
21.75	21.75
18	18.00
17	17.00
30	30.00
24	24.00
89	89.00
22.25	22.25
29	29.00
30	30.00
24	24.00
16	16.00
99	99.00
24.75	24.75
19	19.00
17	17.00
16	16.00
13	13.00
65	65.00
16.25	16.25
15	15.00
19	19.00
17	17.00
9	9.00
60	60.00
15.00	15.00
12	12.00
11	11.00
17	17.00
11	11.00
51	51.00
12.75	12.75
5	5.00
4	4.00
5	5.00
3	3.00
17	17.00
4.25	4.25
8	8.00
2	2.00
7	7.00
7	7.00
24	24.00
6.00	6.00

1187	1193.70
12.36	12.43

Session Total	0	0	2	0	0	0	0	0
Session Average	0.00	0.00	0.02	0.00	0.00	0.00	0.00	0.00

2	2.00
0.02	0.02

Immingham, Lincolnshire
Classified Junction Count

Site 8 of 9
Moody Lane
A180 Westgate
Pyewipe Road
Birchin Way
A180

Lat/Long
lat 53.575056° lon -0.096573°

Date
Wednesday 24 April 2019

Weather
Sunny Intervals
Temp: 15°C

0000 - 2400 (Wednesday 24H Session)

TIME	Movement 8.21: Left from A180 to Moody Lane							
	P/CYCLE	M/CYCLE	CAR	TAXI	LGV	OGV1	OGV2	BUS/COACH
0000 - 0015	0	0	0	0	0	0	1	0
0015 - 0030	0	0	0	0	0	0	2	0
0030 - 0045	0	0	0	0	0	0	0	0
0045 - 0100	0	0	0	0	0	0	0	0
Hourly Total	0	0	0	0	0	0	3	0
Hourly Average	0.00	0.00	0.00	0.00	0.00	0.00	0.75	0.00
0100 - 0115	0	0	0	0	0	0	0	0
0115 - 0130	0	0	1	0	0	0	0	0
0130 - 0145	0	0	6	0	0	0	0	0
0145 - 0200	0	0	0	0	0	0	0	0
Hourly Total	0	0	7	0	0	0	0	0
Hourly Average	0.00	0.00	1.75	0.00	0.00	0.00	0.00	0.00
0200 - 0215	0	0	0	0	0	0	0	0
0215 - 0230	0	0	1	0	0	0	0	0
0230 - 0245	0	0	0	0	0	0	1	0
0245 - 0300	0	0	1	0	0	0	0	0
Hourly Total	0	0	2	0	0	0	1	0
Hourly Average	0.00	0.00	0.50	0.00	0.00	0.00	0.25	0.00
0300 - 0315	0	0	0	0	0	0	0	0
0315 - 0330	0	0	0	0	0	0	0	0
0330 - 0345	0	0	1	0	0	0	0	0
0345 - 0400	0	0	1	0	0	0	0	0
Hourly Total	0	0	2	0	0	0	0	0
Hourly Average	0.00	0.00	0.50	0.00	0.00	0.00	0.00	0.00
0400 - 0415	0	0	1	0	0	0	3	0
0415 - 0430	0	0	0	0	0	0	1	0
0430 - 0445	0	0	1	0	0	0	0	0
0445 - 0500	0	0	0	0	0	0	0	0
Hourly Total	0	0	2	0	0	0	4	0
Hourly Average	0.00	0.00	0.50	0.00	0.00	0.00	1.00	0.00
0500 - 0515	0	0	1	0	0	1	0	0
0515 - 0530	0	0	3	0	0	0	1	0
0530 - 0545	0	0	4	0	0	0	0	0
0545 - 0600	0	1	9	0	2	0	1	0
Hourly Total	0	1	17	0	2	1	2	0
Hourly Average	0.00	0.25	4.25	0.00	0.50	0.25	0.50	0.00
0600 - 0615	0	0	2	0	0	0	4	0
0615 - 0630	0	0	5	0	0	0	7	0
0630 - 0645	0	0	2	0	0	0	4	0
0645 - 0700	0	0	0	0	0	0	5	0
Hourly Total	0	0	9	0	0	0	20	0
Hourly Average	0.00	0.00	2.25	0.00	0.00	0.00	5.00	0.00
0700 - 0715	0	0	1	0	0	0	4	0
0715 - 0730	0	0	1	0	0	0	3	0
0730 - 0745	0	0	3	0	1	0	0	0
0745 - 0800	0	0	3	0	0	0	1	0
Hourly Total	0	0	8	0	1	0	8	0
Hourly Average	0.00	0.00	2.00	0.00	0.25	0.00	2.00	0.00
0800 - 0815	0	0	2	0	1	0	4	0
0815 - 0830	0	0	1	0	2	1	0	0
0830 - 0845	0	0	3	0	0	0	5	0
0845 - 0900	0	0	2	0	0	0	1	0
Hourly Total	0	0	8	0	3	1	10	0
Hourly Average	0.00	0.00	2.00	0.00	0.75	0.25	2.50	0.00
0900 - 0915	0	0	2	0	2	0	4	0
0915 - 0930	0	0	0	0	1	0	2	0

0930 - 0945	0	0	1	0	1	0	0	0
0945 - 1000	0	0	0	0	2	0	3	0
Hourly Total	0	0	3	0	6	0	9	0
Hourly Average	0.00	0.00	0.75	0.00	1.50	0.00	2.25	0.00
1000 - 1015	0	0	1	1	1	0	3	0
1015 - 1030	0	0	3	0	0	0	2	0
1030 - 1045	0	0	0	0	0	0	2	0
1045 - 1100	0	0	2	0	0	0	2	0
Hourly Total	0	0	6	1	1	0	9	0
Hourly Average	0.00	0.00	1.50	0.25	0.25	0.00	2.25	0.00
1100 - 1115	0	0	2	0	0	0	3	0
1115 - 1130	0	0	3	0	0	0	1	0
1130 - 1145	0	0	3	0	0	0	2	0
1145 - 1200	0	0	1	0	0	0	2	0
Hourly Total	0	0	9	0	0	0	8	0
Hourly Average	0.00	0.00	2.25	0.00	0.00	0.00	2.00	0.00
1200 - 1215	0	0	2	0	1	1	4	0
1215 - 1230	0	0	1	0	1	0	9	0
1230 - 1245	0	0	4	0	0	1	2	0
1245 - 1300	0	0	5	0	0	1	6	0
Hourly Total	0	0	12	0	2	3	21	0
Hourly Average	0.00	0.00	3.00	0.00	0.50	0.75	5.25	0.00
1300 - 1315	0	0	0	0	1	0	2	0
1315 - 1330	0	0	3	0	2	1	3	0
1330 - 1345	0	0	2	0	2	0	7	0
1345 - 1400	0	0	0	0	0	0	2	0
Hourly Total	0	0	5	0	5	1	14	0
Hourly Average	0.00	0.00	1.25	0.00	1.25	0.25	3.50	0.00
1400 - 1415	0	0	2	0	0	0	2	0
1415 - 1430	0	0	2	0	0	0	5	0
1430 - 1445	0	0	2	0	0	0	2	0
1445 - 1500	0	0	5	0	0	0	4	0
Hourly Total	0	0	11	0	0	0	13	0
Hourly Average	0.00	0.00	2.75	0.00	0.00	0.00	3.25	0.00
1500 - 1515	0	0	0	0	1	0	3	0
1515 - 1530	0	0	0	0	0	0	1	0
1530 - 1545	0	0	0	0	1	0	3	0
1545 - 1600	0	0	1	0	1	0	2	0
Hourly Total	0	0	1	0	3	0	9	0
Hourly Average	0.00	0.00	0.25	0.00	0.75	0.00	2.25	0.00
1600 - 1615	0	0	0	0	0	0	1	0
1615 - 1630	0	0	1	0	0	0	3	0
1630 - 1645	0	0	0	0	1	0	1	0
1645 - 1700	0	0	0	0	0	0	0	0
Hourly Total	0	0	1	0	1	0	5	0
Hourly Average	0.00	0.00	0.25	0.00	0.25	0.00	1.25	0.00
1700 - 1715	0	0	0	0	0	0	2	0
1715 - 1730	0	0	0	0	0	0	0	0
1730 - 1745	0	0	0	0	0	0	1	0
1745 - 1800	0	0	1	0	1	0	2	0
Hourly Total	0	0	1	0	1	0	5	0
Hourly Average	0.00	0.00	0.25	0.00	0.25	0.00	1.25	0.00
1800 - 1815	0	0	0	0	0	0	1	0
1815 - 1830	0	0	2	0	0	0	1	0
1830 - 1845	0	0	2	0	0	1	0	0
1845 - 1900	0	0	2	0	0	0	0	0
Hourly Total	0	0	6	0	0	1	2	0
Hourly Average	0.00	0.00	1.50	0.00	0.00	0.25	0.50	0.00
1900 - 1915	0	0	0	0	0	0	2	0
1915 - 1930	0	0	0	0	0	0	1	0
1930 - 1945	0	0	1	0	0	0	0	0
1945 - 2000	0	0	0	0	0	0	0	0
Hourly Total	0	0	1	0	0	0	3	0
Hourly Average	0.00	0.00	0.25	0.00	0.00	0.00	0.75	0.00
2000 - 2015	0	0	0	0	0	0	0	0
2015 - 2030	0	0	1	0	0	0	0	0
2030 - 2045	0	0	0	0	0	0	0	0
2045 - 2100	0	0	2	0	0	0	0	0
Hourly Total	0	0	3	0	0	0	0	0
Hourly Average	0.00	0.00	0.75	0.00	0.00	0.00	0.00	0.00
2100 - 2115	0	0	2	0	0	0	1	0
2115 - 2130	0	0	1	0	0	0	0	0
2130 - 2145	0	0	0	0	0	0	1	0
2145 - 2200	0	0	0	0	0	0	1	0
Hourly Total	0	0	3	0	0	0	3	0
Hourly Average	0.00	0.00	0.75	0.00	0.00	0.00	0.75	0.00
2200 - 2215	0	0	1	0	0	0	0	0
2215 - 2230	0	0	0	0	0	0	1	0
2230 - 2245	0	0	1	0	1	1	0	0
2245 - 2300	0	0	0	0	0	0	0	0
Hourly Total	0	0	2	0	1	1	1	0
Hourly Average	0.00	0.00	0.50	0.00	0.25	0.25	0.25	0.00
2300 - 2315	0	0	1	0	0	0	0	0

2315 - 2330	0	0	0	0	0	0	0	0
2330 - 2345	0	0	0	0	0	0	0	0
2345 - 0000	0	0	1	0	0	0	0	0
Hourly Total	0	0	2	0	0	0	0	0
Hourly Average	0.00	0.00	0.50	0.00	0.00	0.00	0.00	0.00

Session Total	0	1	121	1	26	8	150	0
Session Average	0.00	0.01	1.26	0.01	0.27	0.08	1.56	0.00

Date
Thursday 25 April 2019

Weather
Sunny Intervals
Temp: 12°C

0000 - 2400 (Thursday 24H Session)

TIME	Movement 8.21: Left from A180 to Moody Lane							
	P/CYCLE	M/CYCLE	CAR	TAXI	LGV	OGV1	OGV2	BUS/COACH
0000 - 0015	0	0	0	0	0	0	1	0
0015 - 0030	0	0	0	0	0	0	1	0
0030 - 0045	0	0	0	0	0	0	0	0
0045 - 0100	0	0	0	0	0	0	0	0
Hourly Total	0	0	0	0	0	0	2	0
Hourly Average	0.00	0.00	0.00	0.00	0.00	0.00	0.50	0.00
0100 - 0115	0	0	1	0	0	0	1	0
0115 - 0130	0	0	0	0	0	0	0	0
0130 - 0145	0	0	1	0	0	1	0	0
0145 - 0200	0	0	7	0	0	0	0	0
Hourly Total	0	0	9	0	0	1	1	0
Hourly Average	0.00	0.00	2.25	0.00	0.00	0.25	0.25	0.00
0200 - 0215	0	0	0	0	0	0	0	0
0215 - 0230	0	0	0	0	0	0	0	0
0230 - 0245	0	0	0	0	0	0	0	0
0245 - 0300	0	0	0	0	0	0	0	0
Hourly Total	0	0	0	0	0	0	0	0
Hourly Average	0.00	0.00	0.00	0.00	0.00	0.00	0.00	0.00
0300 - 0315	0	0	0	0	0	0	0	0
0315 - 0330	0	0	0	0	0	0	0	0
0330 - 0345	0	0	6	0	0	0	0	0
0345 - 0400	0	0	1	0	0	0	0	0
Hourly Total	0	0	7	0	0	0	0	0
Hourly Average	0.00	0.00	1.75	0.00	0.00	0.00	0.00	0.00
0400 - 0415	0	0	0	0	0	0	1	0
0415 - 0430	0	0	0	0	0	0	0	0
0430 - 0445	0	0	1	0	0	0	0	0
0445 - 0500	0	0	0	0	0	0	0	0
Hourly Total	0	0	1	0	0	0	1	0
Hourly Average	0.00	0.00	0.25	0.00	0.00	0.00	0.25	0.00
0500 - 0515	0	0	0	0	0	0	0	0
0515 - 0530	0	0	6	0	0	0	1	0
0530 - 0545	0	1	4	0	0	0	2	0
0545 - 0600	0	0	5	0	2	0	3	0
Hourly Total	0	1	15	0	2	0	6	0
Hourly Average	0.00	0.25	3.75	0.00	0.50	0.00	1.50	0.00
0600 - 0615	0	0	2	0	0	0	1	0
0615 - 0630	0	0	2	0	1	0	4	0
0630 - 0645	0	0	0	0	0	0	4	0
0645 - 0700	0	0	2	0	0	0	2	0
Hourly Total	0	0	6	0	1	0	11	0
Hourly Average	0.00	0.00	1.50	0.00	0.25	0.00	2.75	0.00
0700 - 0715	0	0	2	0	0	0	3	0
0715 - 0730	0	0	2	0	0	1	4	0
0730 - 0745	0	0	3	0	0	0	5	0
0745 - 0800	0	0	5	0	0	0	2	0
Hourly Total	0	0	12	0	0	1	14	0
Hourly Average	0.00	0.00	3.00	0.00	0.00	0.25	3.50	0.00
0800 - 0815	0	0	2	0	0	0	6	0
0815 - 0830	0	0	1	0	0	0	2	0
0830 - 0845	0	0	0	0	1	0	2	0
0845 - 0900	0	0	2	0	2	0	2	0
Hourly Total	0	0	5	0	3	0	12	0
Hourly Average	0.00	0.00	1.25	0.00	0.75	0.00	3.00	0.00
0900 - 0915	0	0	0	0	1	0	1	0
0915 - 0930	0	0	1	0	0	0	1	0
0930 - 0945	0	0	2	0	0	0	1	0
0945 - 1000	0	0	3	1	0	0	3	0
Hourly Total	0	0	6	1	1	0	6	0
Hourly Average	0.00	0.00	1.50	0.25	0.25	0.00	1.50	0.00
1000 - 1015	0	0	1	0	1	0	1	0
1015 - 1030	0	0	0	0	1	0	3	0

1030 - 1045	0	0	0	0	0	0	3	0
1045 - 1100	0	0	3	0	0	0	2	0
Hourly Total	0	0	4	0	2	0	9	0
Hourly Average	0.00	0.00	1.00	0.00	0.50	0.00	2.25	0.00
1100 - 1115	0	0	2	0	0	1	1	0
1115 - 1130	0	0	4	0	0	0	0	0
1130 - 1145	0	0	0	0	2	0	8	0
1145 - 1200	0	0	2	0	2	0	2	0
Hourly Total	0	0	8	0	4	1	11	0
Hourly Average	0.00	0.00	2.00	0.00	1.00	0.25	2.75	0.00
1200 - 1215	0	0	2	0	3	1	3	0
1215 - 1230	0	0	1	0	1	0	5	0
1230 - 1245	0	0	1	0	0	0	1	0
1245 - 1300	0	0	3	0	1	0	4	0
Hourly Total	0	0	7	0	5	1	13	0
Hourly Average	0.00	0.00	1.75	0.00	1.25	0.25	3.25	0.00
1300 - 1315	0	0	0	0	1	0	4	0
1315 - 1330	0	0	1	0	0	0	5	0
1330 - 1345	0	0	0	0	1	1	4	0
1345 - 1400	0	0	0	0	1	0	1	0
Hourly Total	0	0	1	0	3	1	14	0
Hourly Average	0.00	0.00	0.25	0.00	0.75	0.25	3.50	0.00
1400 - 1415	0	0	2	0	0	0	2	0
1415 - 1430	0	0	1	0	0	0	6	0
1430 - 1445	0	0	0	0	0	0	6	0
1445 - 1500	0	0	0	0	0	0	2	0
Hourly Total	0	0	3	0	0	0	16	0
Hourly Average	0.00	0.00	0.75	0.00	0.00	0.00	4.00	0.00
1500 - 1515	0	0	0	0	0	0	6	0
1515 - 1530	0	0	0	0	0	0	4	0
1530 - 1545	0	0	3	0	0	1	3	0
1545 - 1600	0	0	0	0	1	0	3	0
Hourly Total	0	0	3	0	1	1	16	0
Hourly Average	0.00	0.00	0.75	0.00	0.25	0.25	4.00	0.00
1600 - 1615	0	0	0	0	0	0	0	0
1615 - 1630	0	0	0	0	0	0	2	0
1630 - 1645	0	0	1	0	0	0	0	0
1645 - 1700	0	0	0	0	0	0	0	0
Hourly Total	0	0	1	0	0	0	2	0
Hourly Average	0.00	0.00	0.25	0.00	0.00	0.00	0.50	0.00
1700 - 1715	0	0	0	0	0	0	0	0
1715 - 1730	0	0	0	0	0	0	0	0
1730 - 1745	0	0	5	0	0	0	1	0
1745 - 1800	0	0	1	0	1	0	1	0
Hourly Total	0	0	6	0	1	0	2	0
Hourly Average	0.00	0.00	1.50	0.00	0.25	0.00	0.50	0.00
1800 - 1815	0	0	2	0	0	0	1	0
1815 - 1830	0	0	1	0	0	0	2	0
1830 - 1845	0	0	0	0	0	0	1	0
1845 - 1900	0	0	0	0	0	0	1	0
Hourly Total	0	0	3	0	0	0	5	0
Hourly Average	0.00	0.00	0.75	0.00	0.00	0.00	1.25	0.00
1900 - 1915	0	0	1	0	0	0	0	0
1915 - 1930	0	0	3	0	0	0	2	0
1930 - 1945	0	0	1	0	1	0	1	0
1945 - 2000	0	0	0	0	0	0	0	0
Hourly Total	0	0	5	0	1	0	3	0
Hourly Average	0.00	0.00	1.25	0.00	0.25	0.00	0.75	0.00
2000 - 2015	0	0	0	1	0	0	0	0
2015 - 2030	0	0	0	0	0	0	0	0
2030 - 2045	0	0	0	0	0	0	1	0
2045 - 2100	0	0	0	0	0	0	1	0
Hourly Total	0	0	0	1	0	0	2	0
Hourly Average	0.00	0.00	0.00	0.25	0.00	0.00	0.50	0.00
2100 - 2115	0	0	0	0	0	0	0	0
2115 - 2130	0	0	1	0	0	0	0	0
2130 - 2145	0	0	0	0	0	0	1	0
2145 - 2200	0	0	0	0	0	0	0	0
Hourly Total	0	0	1	0	0	0	1	0
Hourly Average	0.00	0.00	0.25	0.00	0.00	0.00	0.25	0.00
2200 - 2215	0	0	2	0	0	0	0	0
2215 - 2230	0	0	0	0	0	0	0	0
2230 - 2245	0	0	0	0	0	0	0	0
2245 - 2300	0	0	0	0	0	0	0	0
Hourly Total	0	0	2	0	0	0	0	0
Hourly Average	0.00	0.00	0.50	0.00	0.00	0.00	0.00	0.00
2300 - 2315	0	0	0	0	0	0	0	0
2315 - 2330	0	0	0	0	0	0	0	0
2330 - 2345	0	0	1	0	0	0	0	0
2345 - 0000	0	0	1	0	0	0	1	0
Hourly Total	0	0	2	0	0	0	1	0
Hourly Average	0.00	0.00	0.50	0.00	0.00	0.00	0.25	0.00

Session Total	0	1	107	2	24	6	148	0
Session Average	0.00	0.01	1.11	0.02	0.25	0.06	1.54	0.00

Original Data	
TOTAL	PCU TOTAL
1	2.30
2	4.60
0	0.00
0	0.00
3	6.90
0.75	1.73
0	0.00
1	1.00
6	6.00
0	0.00
7	7.00
1.75	1.75
0	0.00
1	1.00
1	2.30
1	1.00
3	4.30
0.75	1.08
0	0.00
0	0.00
1	1.00
1	1.00
2	2.00
0.50	0.50
4	7.90
1	2.30
1	1.00
0	0.00
6	11.20
1.50	2.80
2	2.50
4	5.30
4	4.00
13	13.70
23	25.50
5.75	6.38
6	11.20
12	21.10
6	11.20
5	11.50
29	55.00
7.25	13.75
5	10.20
4	7.90
4	4.00
4	5.30
17	27.40
4.25	6.85
7	12.20
4	4.50
8	14.50
3	4.30
22	35.50
5.50	8.88
8	13.20
3	5.60

2	2.00
5	8.90
18	29.70
4.50	7.43
6	9.90
5	7.60
2	4.60
4	6.60
17	28.70
4.25	7.18
5	8.90
4	5.30
5	7.60
3	5.60
17	27.40
4.25	6.85
8	13.70
11	22.70
7	10.10
12	20.30
38	66.80
9.50	16.70
3	5.60
9	13.40
11	20.10
2	4.60
25	43.70
6.25	10.93
4	6.60
7	13.50
4	6.60
9	14.20
24	40.90
6.00	10.23
4	7.90
1	2.30
4	7.90
4	6.60
13	24.70
3.25	6.18
1	2.30
4	7.90
2	3.30
0	0.00
7	13.50
1.75	3.38
2	4.60
0	0.00
1	2.30
4	6.60
7	13.50
1.75	3.38
1	2.30
3	4.30
3	3.50
2	2.00
9	12.10
2.25	3.03
2	4.60
1	2.30
1	1.00
0	0.00
4	7.90
1.00	1.98
0	0.00
1	1.00
0	0.00
2	2.00
3	3.00
0.75	0.75
3	4.30
1	1.00
1	2.30
1	2.30
6	9.90
1.50	2.48
1	1.00
1	2.30
3	3.50
0	0.00
5	6.80
1.25	1.70
1	1.00

0	0.00
0	0.00
1	1.00
2	2.00
0.50	0.50

307	505.40
3.20	5.26

Original Data	
TOTAL	PCU TOTAL
1	2.30
1	2.30
0	0.00
0	0.00
2	4.60
0.50	1.15
2	3.30
0	0.00
2	2.50
7	7.00
11	12.80
2.75	3.20
0	0.00
0	0.00
0	0.00
0	0.00
0	0.00
0.00	0.00
0	0.00
0	0.00
6	6.00
1	1.00
7	7.00
1.75	1.75
1	2.30
0	0.00
1	1.00
0	0.00
2	3.30
0.50	0.83
0	0.00
7	8.30
7	9.00
10	13.90
24	31.20
6.00	7.80
3	4.30
7	12.20
4	9.20
4	6.60
18	32.30
4.50	8.08
5	8.90
7	12.70
8	14.50
7	9.60
27	45.70
6.75	11.43
8	15.80
3	5.60
3	5.60
6	8.60
20	35.60
5.00	8.90
2	3.30
2	3.30
3	4.30
7	10.90
14	21.80
3.50	5.45
3	4.30
4	7.90

3	6.90
5	7.60
15	26.70
3.75	6.68
4	5.80
4	4.00
10	20.40
6	8.60
24	38.80
6.00	9.70
9	13.40
7	13.50
2	3.30
8	13.20
26	43.40
6.50	10.85
5	10.20
6	12.50
6	11.70
2	3.30
19	37.70
4.75	9.43
4	6.60
7	14.80
6	13.80
2	4.60
19	39.80
4.75	9.95
6	13.80
4	9.20
7	11.40
4	7.90
21	42.30
5.25	10.58
0	0.00
2	4.60
1	1.00
0	0.00
3	5.60
0.75	1.40
0	0.00
0	0.00
6	7.30
3	4.30
9	11.60
2.25	2.90
3	4.30
3	5.60
1	2.30
1	2.30
8	14.50
2.00	3.63
1	1.00
5	7.60
3	4.30
0	0.00
9	12.90
2.25	3.23
1	1.00
0	0.00
1	2.30
1	2.30
3	5.60
0.75	1.40
0	0.00
1	1.00
1	2.30
0	0.00
2	3.30
0.50	0.83
2	2.00
0	0.00
0	0.00
0	0.00
2	2.00
0.50	0.50
0	0.00
0	0.00
1	1.00
2	3.30
3	4.30
0.75	1.08

288	482.80
3.00	5.03

Immingham, Lincolnshire
Classified Junction Count

Site 8 of 9
Moody Lane
A180 Westgate
Pyewipe Road
Birchin Way
A180

Lat/Long
lat 53.575056° lon -0.096573°

Date
Wednesday 24 April 2019

Weather
Sunny Intervals
Temp: 15°C

0000 - 2400 (Wednesday 24H Session)

TIME	Movement 8.22: Southbound from A180 to A180 Westgate							
	P/CYCLE	M/CYCLE	CAR	TAXI	LGV	OGV1	OGV2	BUS/COACH
0000 - 0015	0	0	13	0	3	0	1	0
0015 - 0030	0	0	9	0	5	1	3	0
0030 - 0045	0	0	11	0	2	0	1	0
0045 - 0100	0	0	9	0	2	0	2	0
Hourly Total	0	0	42	0	12	1	7	0
Hourly Average	0.00	0.00	10.50	0.00	3.00	0.25	1.75	0.00
0100 - 0115	1	0	4	0	3	1	2	0
0115 - 0130	0	0	8	0	2	0	2	0
0130 - 0145	0	1	12	0	0	1	2	0
0145 - 0200	0	0	2	0	1	2	2	0
Hourly Total	1	1	26	0	6	4	8	0
Hourly Average	0.25	0.25	6.50	0.00	1.50	1.00	2.00	0.00
0200 - 0215	0	0	8	0	1	0	1	0
0215 - 0230	0	0	7	0	2	0	0	0
0230 - 0245	0	0	5	0	1	1	2	0
0245 - 0300	0	0	5	0	3	1	1	0
Hourly Total	0	0	25	0	7	2	4	0
Hourly Average	0.00	0.00	6.25	0.00	1.75	0.50	1.00	0.00
0300 - 0315	0	0	8	0	1	1	3	0
0315 - 0330	0	0	5	0	2	1	2	0
0330 - 0345	0	0	6	0	2	3	3	0
0345 - 0400	0	1	6	0	1	0	1	0
Hourly Total	0	1	25	0	6	5	9	0
Hourly Average	0.00	0.25	6.25	0.00	1.50	1.25	2.25	0.00
0400 - 0415	0	0	8	0	1	0	3	0
0415 - 0430	0	0	4	0	2	3	3	0
0430 - 0445	0	0	13	0	3	0	7	0
0445 - 0500	0	0	17	0	2	0	3	0
Hourly Total	0	0	42	0	8	3	16	0
Hourly Average	0.00	0.00	10.50	0.00	2.00	0.75	4.00	0.00
0500 - 0515	0	1	22	1	2	3	1	0
0515 - 0530	0	0	26	1	6	2	5	0
0530 - 0545	0	1	40	0	2	1	5	0
0545 - 0600	0	0	52	1	6	3	7	0
Hourly Total	0	2	140	3	16	9	18	0
Hourly Average	0.00	0.50	35.00	0.75	4.00	2.25	4.50	0.00
0600 - 0615	0	1	68	0	7	3	7	0
0615 - 0630	0	1	51	1	9	4	10	0
0630 - 0645	0	2	67	0	18	8	11	1
0645 - 0700	0	0	80	2	22	8	10	1
Hourly Total	0	4	266	3	56	23	38	2
Hourly Average	0.00	1.00	66.50	0.75	14.00	5.75	9.50	0.50
0700 - 0715	0	0	85	1	20	27	8	1
0715 - 0730	0	1	98	1	28	11	8	2
0730 - 0745	1	1	136	1	51	3	16	3
0745 - 0800	0	2	176	2	51	9	14	2
Hourly Total	1	4	495	5	150	50	46	8
Hourly Average	0.25	1.00	123.75	1.25	37.50	12.50	11.50	2.00
0800 - 0815	0	1	205	0	47	8	15	0
0815 - 0830	0	2	224	2	57	12	9	0
0830 - 0845	0	1	201	2	44	12	18	3
0845 - 0900	0	1	218	2	51	10	11	0
Hourly Total	0	5	848	6	199	42	53	3
Hourly Average	0.00	1.25	212.00	1.50	49.75	10.50	13.25	0.75
0900 - 0915	0	1	170	2	44	9	13	0
0915 - 0930	0	0	170	2	35	2	9	0

0930 - 0945	0	2	161	2	48	6	13	0
0945 - 1000	0	0	147	2	39	7	6	1
Hourly Total	0	3	648	8	166	24	41	1
Hourly Average	0.00	0.75	162.00	2.00	41.50	6.00	10.25	0.25
1000 - 1015	0	2	164	0	44	11	4	0
1015 - 1030	0	4	142	2	43	15	8	1
1030 - 1045	0	0	146	1	38	16	9	1
1045 - 1100	0	2	154	1	37	12	8	1
Hourly Total	0	8	606	4	162	54	29	3
Hourly Average	0.00	2.00	151.50	1.00	40.50	13.50	7.25	0.75
1100 - 1115	0	1	170	2	40	9	14	0
1115 - 1130	0	3	143	0	39	14	11	0
1130 - 1145	0	0	147	0	41	1	13	0
1145 - 1200	0	0	201	3	31	4	8	1
Hourly Total	0	4	661	5	151	28	46	1
Hourly Average	0.00	1.00	165.25	1.25	37.75	7.00	11.50	0.25
1200 - 1215	0	2	186	0	38	8	3	1
1215 - 1230	0	1	161	0	43	3	9	1
1230 - 1245	0	2	163	1	49	2	6	0
1245 - 1300	0	3	172	0	35	6	13	1
Hourly Total	0	8	682	1	165	19	31	3
Hourly Average	0.00	2.00	170.50	0.25	41.25	4.75	7.75	0.75
1300 - 1315	0	1	165	0	33	5	10	0
1315 - 1330	0	0	166	3	39	7	6	0
1330 - 1345	0	4	177	2	54	7	13	0
1345 - 1400	0	1	200	1	44	2	5	1
Hourly Total	0	6	708	6	170	21	34	1
Hourly Average	0.00	1.50	177.00	1.50	42.50	5.25	8.50	0.25
1400 - 1415	1	2	229	2	44	4	6	2
1415 - 1430	1	4	208	1	32	9	3	2
1430 - 1445	1	3	174	2	41	6	8	0
1445 - 1500	0	2	177	1	46	5	7	1
Hourly Total	3	11	788	6	163	24	24	5
Hourly Average	0.75	2.75	197.00	1.50	40.75	6.00	6.00	1.25
1500 - 1515	0	2	192	2	50	7	9	0
1515 - 1530	0	2	162	2	47	5	7	0
1530 - 1545	0	0	174	1	43	8	11	0
1545 - 1600	0	4	184	2	54	1	5	0
Hourly Total	0	8	712	7	194	21	32	0
Hourly Average	0.00	2.00	178.00	1.75	48.50	5.25	8.00	0.00
1600 - 1615	0	7	290	1	56	4	3	1
1615 - 1630	0	4	290	1	54	4	1	0
1630 - 1645	0	2	286	1	47	0	3	0
1645 - 1700	0	2	316	2	52	2	2	0
Hourly Total	0	15	1182	5	209	10	9	1
Hourly Average	0.00	3.75	295.50	1.25	52.25	2.50	2.25	0.25
1700 - 1715	2	2	314	1	49	2	3	0
1715 - 1730	0	2	318	0	47	4	10	2
1730 - 1745	0	2	311	1	40	1	7	1
1745 - 1800	0	1	225	1	37	2	4	1
Hourly Total	2	7	1168	3	173	9	24	4
Hourly Average	0.50	1.75	292.00	0.75	43.25	2.25	6.00	1.00
1800 - 1815	0	1	241	1	24	1	3	0
1815 - 1830	0	2	206	1	16	1	4	1
1830 - 1845	0	0	182	1	15	0	3	0
1845 - 1900	0	2	161	0	15	0	2	0
Hourly Total	0	5	790	3	70	2	12	1
Hourly Average	0.00	1.25	197.50	0.75	17.50	0.50	3.00	0.25
1900 - 1915	0	0	118	1	15	0	4	0
1915 - 1930	0	1	101	1	8	1	1	0
1930 - 1945	0	2	78	0	10	1	4	0
1945 - 2000	0	1	78	1	6	0	1	0
Hourly Total	0	4	375	3	39	2	10	0
Hourly Average	0.00	1.00	93.75	0.75	9.75	0.50	2.50	0.00
2000 - 2015	0	0	67	0	6	0	3	0
2015 - 2030	0	2	57	0	5	1	3	0
2030 - 2045	0	4	51	0	4	0	4	0
2045 - 2100	0	1	44	0	2	0	2	0
Hourly Total	0	7	219	0	17	1	12	0
Hourly Average	0.00	1.75	54.75	0.00	4.25	0.25	3.00	0.00
2100 - 2115	0	2	55	0	4	1	0	0
2115 - 2130	0	1	44	0	4	0	2	0
2130 - 2145	0	0	48	0	4	0	2	0
2145 - 2200	0	0	58	0	6	0	2	0
Hourly Total	0	3	205	0	18	1	6	0
Hourly Average	0.00	0.75	51.25	0.00	4.50	0.25	1.50	0.00
2200 - 2215	0	1	98	0	6	0	0	0
2215 - 2230	0	1	49	1	2	1	2	0
2230 - 2245	0	0	34	0	4	0	2	0
2245 - 2300	0	0	27	0	4	2	0	0
Hourly Total	0	2	208	1	16	3	4	0
Hourly Average	0.00	0.50	52.00	0.25	4.00	0.75	1.00	0.00
2300 - 2315	0	0	19	0	0	0	2	0

2315 - 2330	0	1	30	0	3	0	3	0
2330 - 2345	0	1	18	0	5	0	2	0
2345 - 0000	0	0	13	0	2	1	3	0
Hourly Total	0	2	80	0	10	1	10	0
Hourly Average	0.00	0.50	20.00	0.00	2.50	0.25	2.50	0.00

Session Total	7	110	10941	69	2183	359	523	33
Session Average	0.07	1.15	113.97	0.72	22.74	3.74	5.45	0.34

Date
Thursday 25 April 2019

Weather
Sunny Intervals
Temp: 12°C

0000 - 2400 (Thursday 24H Session)

TIME	Movement 8.22: Southbound from A180 to A180 Westgate							
	P/CYCLE	M/CYCLE	CAR	TAXI	LGV	OGV1	OGV2	BUS/COACH
0000 - 0015	0	0	19	0	3	0	1	0
0015 - 0030	0	0	15	0	2	0	3	0
0030 - 0045	0	0	14	0	2	0	3	0
0045 - 0100	0	0	17	0	0	0	0	1
Hourly Total	0	0	65	0	7	0	7	1
Hourly Average	0.00	0.00	16.25	0.00	1.75	0.00	1.75	0.25
0100 - 0115	0	0	12	0	1	1	0	0
0115 - 0130	0	0	11	0	0	1	0	0
0130 - 0145	0	0	7	0	0	1	3	0
0145 - 0200	0	0	3	0	3	0	3	0
Hourly Total	0	0	33	0	4	3	6	0
Hourly Average	0.00	0.00	8.25	0.00	1.00	0.75	1.50	0.00
0200 - 0215	0	0	6	0	0	0	3	0
0215 - 0230	0	0	5	0	0	2	0	0
0230 - 0245	0	1	4	0	1	1	0	0
0245 - 0300	0	0	11	0	2	1	3	0
Hourly Total	0	1	26	0	3	4	6	0
Hourly Average	0.00	0.25	6.50	0.00	0.75	1.00	1.50	0.00
0300 - 0315	0	0	3	0	0	0	0	0
0315 - 0330	0	0	5	0	0	1	2	0
0330 - 0345	0	0	15	0	2	1	4	0
0345 - 0400	0	0	11	0	2	2	0	0
Hourly Total	0	0	34	0	4	4	6	0
Hourly Average	0.00	0.00	8.50	0.00	1.00	1.00	1.50	0.00
0400 - 0415	0	0	12	0	2	2	2	0
0415 - 0430	0	0	10	0	1	3	2	0
0430 - 0445	0	0	12	0	7	1	2	0
0445 - 0500	0	0	15	0	2	1	6	0
Hourly Total	0	0	49	0	12	7	12	0
Hourly Average	0.00	0.00	12.25	0.00	3.00	1.75	3.00	0.00
0500 - 0515	0	0	17	0	6	3	6	0
0515 - 0530	0	0	28	0	3	3	5	0
0530 - 0545	0	2	49	0	7	2	7	0
0545 - 0600	0	0	55	0	4	5	7	0
Hourly Total	0	2	149	0	20	13	25	0
Hourly Average	0.00	0.50	37.25	0.00	5.00	3.25	6.25	0.00
0600 - 0615	1	1	68	1	7	2	15	0
0615 - 0630	0	0	54	1	12	6	9	0
0630 - 0645	0	1	76	0	16	6	16	0
0645 - 0700	0	1	71	0	17	16	9	1
Hourly Total	1	3	269	2	52	30	49	1
Hourly Average	0.25	0.75	67.25	0.50	13.00	7.50	12.25	0.25
0700 - 0715	0	0	85	1	28	18	7	1
0715 - 0730	0	1	102	1	34	5	19	4
0730 - 0745	0	1	135	1	50	8	9	2
0745 - 0800	0	1	182	0	47	10	12	0
Hourly Total	0	3	504	3	159	41	47	7
Hourly Average	0.00	0.75	126.00	0.75	39.75	10.25	11.75	1.75
0800 - 0815	0	0	224	2	52	7	13	0
0815 - 0830	0	2	223	4	72	10	6	1
0830 - 0845	0	1	201	3	56	14	11	2
0845 - 0900	0	0	206	0	60	11	11	0
Hourly Total	0	3	854	9	240	42	41	3
Hourly Average	0.00	0.75	213.50	2.25	60.00	10.50	10.25	0.75
0900 - 0915	0	0	188	6	51	9	11	0
0915 - 0930	0	0	167	3	49	14	7	0
0930 - 0945	0	1	161	3	59	11	13	0
0945 - 1000	0	1	150	3	49	10	8	1
Hourly Total	0	2	666	15	208	44	39	1
Hourly Average	0.00	0.50	166.50	3.75	52.00	11.00	9.75	0.25
1000 - 1015	0	0	141	4	40	9	10	0
1015 - 1030	0	0	142	5	56	15	11	3

1030 - 1045	0	0	140	5	52	8	10	2
1045 - 1100	0	1	149	4	50	10	16	0
Hourly Total	0	1	572	18	198	42	47	5
Hourly Average	0.00	0.25	143.00	4.50	49.50	10.50	11.75	1.25
1100 - 1115	0	4	146	2	45	14	16	0
1115 - 1130	0	2	161	5	47	5	4	0
1130 - 1145	0	0	143	5	45	6	10	0
1145 - 1200	0	1	159	5	34	11	6	0
Hourly Total	0	7	609	17	171	36	36	0
Hourly Average	0.00	1.75	152.25	4.25	42.75	9.00	9.00	0.00
1200 - 1215	0	3	163	2	46	4	3	0
1215 - 1230	0	2	164	6	50	5	8	0
1230 - 1245	0	0	194	4	37	7	8	0
1245 - 1300	0	2	148	6	34	2	9	0
Hourly Total	0	7	669	18	167	18	28	0
Hourly Average	0.00	1.75	167.25	4.50	41.75	4.50	7.00	0.00
1300 - 1315	0	1	154	3	48	3	4	0
1315 - 1330	0	0	149	5	37	7	7	0
1330 - 1345	0	2	176	2	43	11	8	0
1345 - 1400	0	1	188	3	37	2	14	0
Hourly Total	0	4	667	13	165	23	33	0
Hourly Average	0.00	1.00	166.75	3.25	41.25	5.75	8.25	0.00
1400 - 1415	3	4	258	7	36	2	2	2
1415 - 1430	0	0	180	6	39	1	6	0
1430 - 1445	1	2	183	7	41	9	13	1
1445 - 1500	0	0	142	2	58	4	6	0
Hourly Total	4	6	763	22	174	16	27	3
Hourly Average	1.00	1.50	190.75	5.50	43.50	4.00	6.75	0.75
1500 - 1515	0	0	200	3	41	6	8	0
1515 - 1530	0	0	138	5	43	10	6	0
1530 - 1545	0	2	192	3	38	4	5	0
1545 - 1600	0	6	216	3	53	3	7	2
Hourly Total	0	8	746	14	175	23	26	2
Hourly Average	0.00	2.00	186.50	3.50	43.75	5.75	6.50	0.50
1600 - 1615	0	5	295	3	53	1	8	1
1615 - 1630	0	2	283	2	59	4	6	0
1630 - 1645	0	2	301	3	52	2	4	1
1645 - 1700	0	4	338	1	67	3	4	0
Hourly Total	0	13	1217	9	231	10	22	2
Hourly Average	0.00	3.25	304.25	2.25	57.75	2.50	5.50	0.50
1700 - 1715	0	3	344	2	52	3	3	0
1715 - 1730	0	3	345	2	43	4	3	1
1730 - 1745	0	3	262	2	34	2	11	0
1745 - 1800	0	0	229	2	36	1	4	0
Hourly Total	0	9	1180	8	165	10	21	1
Hourly Average	0.00	2.25	295.00	2.00	41.25	2.50	5.25	0.25
1800 - 1815	0	2	291	1	26	1	5	0
1815 - 1830	0	1	202	1	25	1	8	0
1830 - 1845	0	0	161	2	20	1	2	0
1845 - 1900	0	1	153	3	23	2	2	0
Hourly Total	0	4	807	7	94	5	17	0
Hourly Average	0.00	1.00	201.75	1.75	23.50	1.25	4.25	0.00
1900 - 1915	0	2	123	2	13	1	2	0
1915 - 1930	0	0	115	0	11	0	3	0
1930 - 1945	0	0	99	1	7	0	1	0
1945 - 2000	0	1	75	2	9	0	2	0
Hourly Total	0	3	412	5	40	1	8	0
Hourly Average	0.00	0.75	103.00	1.25	10.00	0.25	2.00	0.00
2000 - 2015	0	0	67	1	7	1	1	0
2015 - 2030	0	0	71	0	3	1	5	0
2030 - 2045	0	0	64	1	7	0	0	1
2045 - 2100	0	0	59	0	10	0	1	0
Hourly Total	0	0	261	2	27	2	7	1
Hourly Average	0.00	0.00	65.25	0.50	6.75	0.50	1.75	0.25
2100 - 2115	0	0	68	1	6	0	1	0
2115 - 2130	0	1	51	1	4	1	1	0
2130 - 2145	0	1	51	0	2	0	2	0
2145 - 2200	0	2	53	1	5	0	3	0
Hourly Total	0	4	223	3	17	1	7	0
Hourly Average	0.00	1.00	55.75	0.75	4.25	0.25	1.75	0.00
2200 - 2215	0	0	106	2	2	0	3	0
2215 - 2230	0	0	46	1	3	1	3	0
2230 - 2245	0	0	31	0	2	0	2	0
2245 - 2300	0	0	21	0	4	1	0	0
Hourly Total	0	0	204	3	11	2	8	0
Hourly Average	0.00	0.00	51.00	0.75	2.75	0.50	2.00	0.00
2300 - 2315	0	1	26	2	3	1	3	0
2315 - 2330	0	0	42	2	2	0	2	0
2330 - 2345	0	0	21	2	5	1	0	0
2345 - 0000	0	0	16	1	3	0	0	0
Hourly Total	0	1	105	7	13	2	5	0
Hourly Average	0.00	0.25	26.25	1.75	3.25	0.50	1.25	0.00

Session Total	5	81	11084	175	2357	379	530	27
Session Average	0.05	0.84	115.46	1.82	24.55	3.95	5.52	0.28

Original Data	
TOTAL	PCU TOTAL
17	18.30
18	22.40
14	15.30
13	15.60
62	71.60
15.50	17.90
11	13.30
12	14.60
16	18.50
7	10.60
46	57.00
11.50	14.25
10	11.30
9	9.00
9	12.10
10	11.80
38	44.20
9.50	11.05
13	17.40
10	13.10
14	19.40
9	9.70
46	59.60
11.50	14.90
12	15.90
12	17.40
23	32.10
22	25.90
69	91.30
17.25	22.83
30	32.20
40	47.50
49	55.40
69	79.60
188	214.70
47.00	53.68
86	96.00
76	90.40
107	125.10
123	141.00
392	452.50
98.00	113.13
142	166.90
149	166.30
212	235.90
256	279.50
759	848.60
189.75	212.15
276	298.90
306	322.50
281	312.80
293	311.70
1156	1245.90
289.00	311.48
239	259.80
218	230.70

232	250.70
202	214.30
891	955.50
222.75	238.88
225	234.50
215	231.50
211	231.70
215	231.20
866	928.90
216.50	232.23
236	258.10
210	229.50
202	219.40
248	261.40
896	968.40
224.00	242.10
238	245.70
218	231.60
223	230.60
230	249.10
909	957.00
227.25	239.25
214	228.90
221	232.30
257	275.00
254	261.90
946	998.10
236.50	249.53
290	299.80
260	267.20
235	245.80
239	250.40
1024	1063.20
256.00	265.80
262	276.00
225	235.40
237	255.30
250	254.60
974	1021.30
243.50	255.33
362	364.70
354	354.90
339	341.70
376	378.40
1431	1439.70
357.75	359.93
373	375.10
383	398.80
363	372.40
271	277.60
1390	1423.90
347.50	355.98
271	274.80
231	236.50
201	204.90
180	181.40
883	897.60
220.75	224.40
138	143.20
113	114.20
95	99.50
87	87.70
433	444.60
108.25	111.15
76	79.90
68	71.20
63	65.80
49	51.00
256	267.90
64.00	66.98
62	61.30
51	53.00
54	56.60
66	68.60
233	239.50
58.25	59.88
105	104.40
56	58.50
40	42.60
33	34.00
234	239.50
58.50	59.88
21	23.60

37	40.30
26	28.00
19	23.40
103	115.30
25.75	28.83

14225	15045.80
148.18	156.73

Original Data	
TOTAL	PCU TOTAL
23	24.30
20	23.90
19	22.90
18	19.00
80	90.10
20.00	22.53
14	14.50
12	12.50
11	15.40
9	12.90
46	55.30
11.50	13.83
9	12.90
7	8.00
7	6.90
17	21.40
40	49.20
10.00	12.30
3	3.00
8	11.10
22	27.70
15	16.00
48	57.80
12.00	14.45
18	21.60
16	20.10
22	25.10
24	32.30
80	99.10
20.00	24.78
32	41.30
39	47.00
67	75.90
71	82.60
209	246.80
52.25	61.70
95	114.10
82	96.70
115	138.20
115	135.10
407	484.10
101.75	121.03
140	159.10
166	196.60
206	223.10
252	272.00
764	850.80
191.00	212.70
298	318.40
318	330.60
288	310.70
288	307.80
1192	1267.50
298.00	316.88
265	283.80
240	256.10
248	269.80
222	237.80
975	1047.50
243.75	261.88
204	221.50
232	256.80

217	236.00
230	255.20
883	969.50
220.75	242.38
227	252.40
224	230.50
209	225.00
216	228.70
876	936.60
219.00	234.15
221	225.10
235	246.70
250	263.90
201	212.50
907	948.20
226.75	237.05
213	219.10
205	217.60
242	256.70
245	263.60
905	957.00
226.25	239.25
314	314.80
232	240.30
257	277.40
212	221.80
1015	1054.30
253.75	263.58
258	271.40
202	214.80
244	251.30
290	299.00
994	1036.50
248.50	259.13
366	374.90
356	364.60
365	371.00
417	421.30
1504	1531.80
376.00	382.95
407	410.60
401	406.10
314	327.50
272	277.70
1394	1421.90
348.50	355.48
326	331.80
238	248.30
186	189.10
184	187.00
934	956.20
233.50	239.05
143	144.90
129	132.90
108	109.30
89	91.00
469	478.10
117.25	119.53
77	78.80
80	87.00
73	74.00
70	71.30
300	311.10
75.00	77.78
76	77.30
59	60.20
56	58.00
64	66.70
255	262.20
63.75	65.55
113	116.90
54	58.40
35	37.60
26	26.50
228	239.40
57.00	59.85
36	39.80
48	50.60
29	29.50
20	20.00
133	139.90
33.25	34.98

14638	15490.90
152.48	161.36

Immingham, Lincolnshire
Classified Junction Count

Site 8 of 9
Moody Lane
A180 Westgate
Pyewipe Road
Birchin Way
A180

Lat/Long
lat 53.575056° lon -0.096573°

Date
Wednesday 24 April 2019

Weather
Sunny Intervals
Temp: 15°C

0000 - 2400 (Wednesday 24H Session)

Movement 8.23: Right from A180 to Pyewipe Road								
TIME	P/CYCLE	M/CYCLE	CAR	TAXI	LGV	OGV1	OGV2	BUS/COACH
0000 - 0015	0	0	5	0	1	0	0	0
0015 - 0030	0	0	4	0	2	0	0	0
0030 - 0045	0	0	5	0	1	0	0	0
0045 - 0100	0	0	4	0	0	0	0	0
Hourly Total	0	0	18	0	4	0	0	0
Hourly Average	0.00	0.00	4.50	0.00	1.00	0.00	0.00	0.00
0100 - 0115	0	0	1	0	1	0	0	0
0115 - 0130	0	0	4	0	0	0	0	0
0130 - 0145	0	0	5	0	0	0	0	0
0145 - 0200	0	0	1	0	0	0	0	0
Hourly Total	0	0	11	0	1	0	0	0
Hourly Average	0.00	0.00	2.75	0.00	0.25	0.00	0.00	0.00
0200 - 0215	0	0	3	0	0	0	0	0
0215 - 0230	0	0	3	0	0	0	0	0
0230 - 0245	0	0	2	0	0	0	0	0
0245 - 0300	0	0	2	0	1	0	0	0
Hourly Total	0	0	10	0	1	0	0	0
Hourly Average	0.00	0.00	2.50	0.00	0.25	0.00	0.00	0.00
0300 - 0315	0	0	3	0	0	0	0	0
0315 - 0330	0	0	2	0	1	0	0	0
0330 - 0345	0	0	3	0	1	0	0	0
0345 - 0400	0	0	2	0	0	0	0	0
Hourly Total	0	0	10	0	2	0	0	0
Hourly Average	0.00	0.00	2.50	0.00	0.50	0.00	0.00	0.00
0400 - 0415	0	0	3	0	0	0	0	0
0415 - 0430	0	0	1	0	0	0	0	0
0430 - 0445	0	0	6	0	1	0	0	0
0445 - 0500	0	0	7	0	1	0	1	0
Hourly Total	0	0	17	0	2	0	1	0
Hourly Average	0.00	0.00	4.25	0.00	0.50	0.00	0.25	0.00
0500 - 0515	0	0	9	0	1	1	0	0
0515 - 0530	0	0	11	0	2	0	0	0
0530 - 0545	0	0	17	0	0	1	0	0
0545 - 0600	0	0	23	0	2	1	1	0
Hourly Total	0	0	60	0	5	3	1	0
Hourly Average	0.00	0.00	15.00	0.00	1.25	0.75	0.25	0.00
0600 - 0615	0	0	29	0	2	2	1	0
0615 - 0630	0	0	22	0	3	0	0	1
0630 - 0645	0	0	29	0	7	1	2	0
0645 - 0700	0	0	35	0	10	0	0	0
Hourly Total	0	0	115	0	22	3	3	1
Hourly Average	0.00	0.00	28.75	0.00	5.50	0.75	0.75	0.25
0700 - 0715	0	0	37	0	8	3	0	1
0715 - 0730	0	0	42	0	12	0	0	1
0730 - 0745	0	0	59	0	21	2	2	0
0745 - 0800	0	0	77	0	22	0	3	2
Hourly Total	0	0	215	0	63	5	5	4
Hourly Average	0.00	0.00	53.75	0.00	15.75	1.25	1.25	1.00
0800 - 0815	0	0	89	0	19	1	0	1
0815 - 0830	0	0	97	1	24	4	3	2
0830 - 0845	0	0	87	1	18	2	2	1
0845 - 0900	0	0	94	0	22	5	3	0
Hourly Total	0	0	367	2	83	12	8	4
Hourly Average	0.00	0.00	91.75	0.50	20.75	3.00	2.00	1.00
0900 - 0915	0	1	73	0	19	1	0	1
0915 - 0930	0	0	74	1	15	3	2	0

0930 - 0945	0	0	69	0	21	3	2	1
0945 - 1000	0	0	64	0	17	1	1	0
Hourly Total	0	1	280	1	72	8	5	2
Hourly Average	0.00	0.25	70.00	0.25	18.00	2.00	1.25	0.50
1000 - 1015	0	0	71	0	19	2	0	1
1015 - 1030	0	2	62	1	18	1	1	0
1030 - 1045	0	0	63	0	16	0	3	1
1045 - 1100	0	0	67	0	15	2	2	0
Hourly Total	0	2	263	1	68	5	6	2
Hourly Average	0.00	0.50	65.75	0.25	17.00	1.25	1.50	0.50
1100 - 1115	0	0	73	0	17	3	0	1
1115 - 1130	0	1	61	0	16	0	1	0
1130 - 1145	0	0	64	0	18	4	0	1
1145 - 1200	0	0	87	1	13	2	0	0
Hourly Total	0	1	285	1	64	9	1	2
Hourly Average	0.00	0.25	71.25	0.25	16.00	2.25	0.25	0.50
1200 - 1215	0	1	81	0	16	3	0	1
1215 - 1230	0	0	72	3	18	1	0	1
1230 - 1245	0	1	71	0	21	2	0	1
1245 - 1300	0	1	74	0	15	2	2	0
Hourly Total	0	3	298	3	70	8	2	3
Hourly Average	0.00	0.75	74.50	0.75	17.50	2.00	0.50	0.75
1300 - 1315	0	0	71	0	14	5	3	1
1315 - 1330	0	0	72	1	16	5	2	0
1330 - 1345	0	1	76	1	23	2	3	1
1345 - 1400	0	0	87	0	18	2	0	0
Hourly Total	0	1	306	2	71	14	8	2
Hourly Average	0.00	0.25	76.50	0.50	17.75	3.50	2.00	0.50
1400 - 1415	0	1	99	0	18	0	0	1
1415 - 1430	0	2	90	0	13	1	2	0
1430 - 1445	0	1	75	0	18	0	1	1
1445 - 1500	0	0	77	0	19	2	0	0
Hourly Total	0	4	341	0	68	3	3	2
Hourly Average	0.00	1.00	85.25	0.00	17.00	0.75	0.75	0.50
1500 - 1515	0	0	83	0	22	0	0	1
1515 - 1530	0	0	70	0	20	1	1	0
1530 - 1545	0	0	74	0	18	0	0	0
1545 - 1600	0	1	80	1	23	0	2	0
Hourly Total	0	1	307	1	83	1	3	1
Hourly Average	0.00	0.25	76.75	0.25	20.75	0.25	0.75	0.25
1600 - 1615	0	3	126	0	24	1	0	1
1615 - 1630	0	2	126	0	23	0	0	1
1630 - 1645	0	0	125	0	20	0	0	0
1645 - 1700	0	1	137	0	22	1	0	1
Hourly Total	0	6	514	0	89	2	0	3
Hourly Average	0.00	1.50	128.50	0.00	22.25	0.50	0.00	0.75
1700 - 1715	1	1	137	0	21	0	0	0
1715 - 1730	0	0	139	0	20	0	1	1
1730 - 1745	0	1	135	0	17	0	2	1
1745 - 1800	0	0	97	0	15	0	0	0
Hourly Total	1	2	508	0	73	0	3	2
Hourly Average	0.25	0.50	127.00	0.00	18.25	0.00	0.75	0.50
1800 - 1815	0	0	104	0	10	2	1	0
1815 - 1830	0	0	89	0	7	1	1	1
1830 - 1845	0	0	79	0	6	1	0	0
1845 - 1900	0	1	69	0	6	0	1	1
Hourly Total	0	1	341	0	29	4	3	2
Hourly Average	0.00	0.25	85.25	0.00	7.25	1.00	0.75	0.50
1900 - 1915	0	0	50	0	6	0	0	1
1915 - 1930	0	0	43	0	3	0	1	0
1930 - 1945	0	1	34	0	4	0	0	0
1945 - 2000	0	0	33	0	2	0	1	0
Hourly Total	0	1	160	0	15	0	2	1
Hourly Average	0.00	0.25	40.00	0.00	3.75	0.00	0.50	0.25
2000 - 2015	0	0	28	0	2	0	1	0
2015 - 2030	0	0	25	0	2	0	1	0
2030 - 2045	0	1	21	0	1	0	0	0
2045 - 2100	0	0	19	0	1	0	0	0
Hourly Total	0	1	93	0	6	0	2	0
Hourly Average	0.00	0.25	23.25	0.00	1.50	0.00	0.50	0.00
2100 - 2115	0	0	24	0	1	0	0	0
2115 - 2130	0	0	18	0	2	0	0	0
2130 - 2145	0	0	20	0	1	0	0	0
2145 - 2200	0	0	25	0	3	0	0	0
Hourly Total	0	0	87	0	7	0	0	0
Hourly Average	0.00	0.00	21.75	0.00	1.75	0.00	0.00	0.00
2200 - 2215	0	0	42	0	2	0	0	0
2215 - 2230	0	0	20	0	0	0	0	1
2230 - 2245	0	0	14	0	2	0	0	0
2245 - 2300	0	0	11	0	1	0	0	0
Hourly Total	0	0	87	0	5	0	0	1
Hourly Average	0.00	0.00	21.75	0.00	1.25	0.00	0.00	0.25
2300 - 2315	0	0	8	0	0	0	0	0

2315 - 2330	0	0	12	0	1	0	0	0
2330 - 2345	0	0	7	0	2	0	0	0
2345 - 0000	0	0	6	0	1	0	0	0
Hourly Total	0	0	33	0	4	0	0	0
Hourly Average	0.00	0.00	8.25	0.00	1.00	0.00	0.00	0.00

Session Total	1	24	4726	11	907	77	56	32
Session Average	0.01	0.25	49.23	0.11	9.45	0.80	0.58	0.33

Date
Thursday 25 April 2019

Weather
Sunny Intervals
Temp: 12°C

0000 - 2400 (Thursday 24H Session)

TIME	Movement 8.23: Right from A180 to Pyewipe Road							
	P/CYCLE	M/CYCLE	CAR	TAXI	LGV	OGV1	OGV2	BUS/COACH
0000 - 0015	0	0	11	0	0	0	0	0
0015 - 0030	0	0	3	0	0	0	0	0
0030 - 0045	0	0	5	0	0	0	0	0
0045 - 0100	0	0	7	0	0	0	0	0
Hourly Total	0	0	26	0	0	0	0	0
Hourly Average	0.00	0.00	6.50	0.00	0.00	0.00	0.00	0.00
0100 - 0115	0	0	4	0	2	0	0	0
0115 - 0130	0	0	4	0	0	0	0	0
0130 - 0145	0	0	2	0	0	0	0	0
0145 - 0200	0	1	3	0	0	0	0	0
Hourly Total	0	1	13	0	2	0	0	0
Hourly Average	0.00	0.25	3.25	0.00	0.50	0.00	0.00	0.00
0200 - 0215	0	0	3	0	0	0	0	0
0215 - 0230	0	0	5	0	0	0	0	0
0230 - 0245	0	0	2	0	0	0	0	0
0245 - 0300	0	0	0	0	0	0	0	0
Hourly Total	0	0	10	0	0	0	0	0
Hourly Average	0.00	0.00	2.50	0.00	0.00	0.00	0.00	0.00
0300 - 0315	0	0	5	0	0	0	0	0
0315 - 0330	0	0	4	0	4	0	0	0
0330 - 0345	0	0	8	1	2	0	0	0
0345 - 0400	0	0	5	0	2	0	0	0
Hourly Total	0	0	22	1	8	0	0	0
Hourly Average	0.00	0.00	5.50	0.25	2.00	0.00	0.00	0.00
0400 - 0415	0	0	4	0	1	0	1	0
0415 - 0430	0	0	2	0	1	0	0	0
0430 - 0445	0	0	4	0	1	0	1	0
0445 - 0500	0	0	3	0	0	0	0	0
Hourly Total	0	0	13	0	3	0	2	0
Hourly Average	0.00	0.00	3.25	0.00	0.75	0.00	0.50	0.00
0500 - 0515	0	0	9	0	0	0	1	0
0515 - 0530	0	0	5	0	0	1	0	0
0530 - 0545	0	0	18	0	2	0	0	0
0545 - 0600	0	0	29	0	0	0	2	0
Hourly Total	0	0	61	0	2	1	3	0
Hourly Average	0.00	0.00	15.25	0.00	0.50	0.25	0.75	0.00
0600 - 0615	0	0	26	0	2	2	1	0
0615 - 0630	0	0	21	0	4	0	0	1
0630 - 0645	0	0	28	0	6	2	0	0
0645 - 0700	0	0	27	0	6	1	0	0
Hourly Total	0	0	102	0	18	5	1	1
Hourly Average	0.00	0.00	25.50	0.00	4.50	1.25	0.25	0.25
0700 - 0715	0	0	32	0	10	10	1	1
0715 - 0730	0	0	39	0	12	1	1	1
0730 - 0745	0	0	52	0	19	0	0	2
0745 - 0800	0	0	71	0	17	1	0	3
Hourly Total	0	0	194	0	58	12	2	7
Hourly Average	0.00	0.00	48.50	0.00	14.50	3.00	0.50	1.75
0800 - 0815	0	0	85	1	19	3	1	1
0815 - 0830	0	0	85	1	27	2	0	1
0830 - 0845	0	0	76	1	21	2	1	1
0845 - 0900	0	0	78	0	23	5	1	0
Hourly Total	0	0	324	3	90	12	3	3
Hourly Average	0.00	0.00	81.00	0.75	22.50	3.00	0.75	0.75
0900 - 0915	0	0	73	0	14	1	2	0
0915 - 0930	0	0	63	1	18	4	3	1
0930 - 0945	0	0	62	1	22	1	1	1
0945 - 1000	0	0	57	1	18	3	1	1
Hourly Total	0	0	255	3	72	9	7	3
Hourly Average	0.00	0.00	63.75	0.75	18.00	2.25	1.75	0.75
1000 - 1015	0	0	54	1	15	7	0	1
1015 - 1030	0	0	54	1	21	2	2	0

1030 - 1045	0	0	52	2	19	4	2	1
1045 - 1100	0	0	58	1	18	1	0	0
Hourly Total	0	0	218	5	73	14	4	2
Hourly Average	0.00	0.00	54.50	1.25	18.25	3.50	1.00	0.50
1100 - 1115	0	0	56	1	17	2	0	1
1115 - 1130	0	0	62	2	18	3	1	0
1130 - 1145	0	0	54	2	18	1	1	1
1145 - 1200	0	0	61	1	14	1	4	0
Hourly Total	0	0	233	6	67	7	6	2
Hourly Average	0.00	0.00	58.25	1.50	16.75	1.75	1.50	0.50
1200 - 1215	0	0	62	0	18	2	2	1
1215 - 1230	0	0	62	2	19	1	0	0
1230 - 1245	0	0	74	1	14	2	2	1
1245 - 1300	0	0	57	2	13	0	1	0
Hourly Total	0	0	255	5	64	5	5	2
Hourly Average	0.00	0.00	63.75	1.25	16.00	1.25	1.25	0.50
1300 - 1315	0	0	58	0	18	4	0	1
1315 - 1330	0	0	56	1	14	1	2	0
1330 - 1345	0	0	66	0	16	5	3	1
1345 - 1400	0	0	71	1	14	4	2	0
Hourly Total	0	0	251	2	62	14	7	2
Hourly Average	0.00	0.00	62.75	0.50	15.50	3.50	1.75	0.50
1400 - 1415	0	0	98	3	13	0	2	1
1415 - 1430	0	0	69	2	15	0	1	0
1430 - 1445	0	0	69	2	15	2	5	1
1445 - 1500	0	0	53	0	21	3	1	1
Hourly Total	0	0	289	7	64	5	9	3
Hourly Average	0.00	0.00	72.25	1.75	16.00	1.25	2.25	0.75
1500 - 1515	0	0	76	0	15	1	0	1
1515 - 1530	0	0	52	1	16	3	0	0
1530 - 1545	0	0	73	0	14	2	1	0
1545 - 1600	0	0	82	0	20	2	1	0
Hourly Total	0	0	283	1	65	8	2	1
Hourly Average	0.00	0.00	70.75	0.25	16.25	2.00	0.50	0.25
1600 - 1615	0	0	112	0	19	0	1	1
1615 - 1630	0	1	105	0	24	0	0	0
1630 - 1645	0	0	114	1	19	1	0	0
1645 - 1700	0	1	129	0	25	0	0	1
Hourly Total	0	2	460	1	87	1	1	2
Hourly Average	0.00	0.50	115.00	0.25	21.75	0.25	0.25	0.50
1700 - 1715	0	0	131	0	19	1	0	0
1715 - 1730	0	0	130	0	16	0	0	1
1730 - 1745	0	0	102	0	12	0	3	2
1745 - 1800	0	0	87	0	14	0	0	0
Hourly Total	0	0	450	0	61	1	3	3
Hourly Average	0.00	0.00	112.50	0.00	15.25	0.25	0.75	0.75
1800 - 1815	0	0	112	0	10	0	0	0
1815 - 1830	0	0	77	0	8	0	0	1
1830 - 1845	0	0	61	1	7	1	1	0
1845 - 1900	0	0	58	0	8	0	1	1
Hourly Total	0	0	308	1	33	1	2	2
Hourly Average	0.00	0.00	77.00	0.25	8.25	0.25	0.50	0.50
1900 - 1915	0	0	47	1	4	0	0	0
1915 - 1930	0	0	44	0	3	0	0	0
1930 - 1945	0	0	37	0	3	0	1	0
1945 - 2000	0	0	28	0	4	0	2	0
Hourly Total	0	0	156	1	14	0	3	0
Hourly Average	0.00	0.00	39.00	0.25	3.50	0.00	0.75	0.00
2000 - 2015	0	0	25	0	2	1	0	0
2015 - 2030	0	0	26	0	1	0	0	0
2030 - 2045	0	0	23	0	2	0	0	0
2045 - 2100	0	0	21	0	3	0	0	0
Hourly Total	0	0	95	0	8	1	0	0
Hourly Average	0.00	0.00	23.75	0.00	2.00	0.25	0.00	0.00
2100 - 2115	0	0	25	0	2	0	0	0
2115 - 2130	0	0	19	0	1	0	0	0
2130 - 2145	0	0	18	0	0	0	0	0
2145 - 2200	0	0	20	0	1	0	0	0
Hourly Total	0	0	82	0	4	0	0	0
Hourly Average	0.00	0.00	20.50	0.00	1.00	0.00	0.00	0.00
2200 - 2215	0	0	40	1	0	0	0	0
2215 - 2230	0	0	17	0	1	0	0	1
2230 - 2245	0	0	11	0	1	0	0	0
2245 - 2300	0	0	7	0	1	0	0	0
Hourly Total	0	0	75	1	3	0	0	1
Hourly Average	0.00	0.00	18.75	0.25	0.75	0.00	0.00	0.25
2300 - 2315	0	0	9	0	1	0	0	0
2315 - 2330	0	0	15	0	0	0	0	0
2330 - 2345	0	0	7	0	1	0	0	0
2345 - 0000	0	0	6	0	1	1	0	0
Hourly Total	0	0	37	0	3	1	0	0
Hourly Average	0.00	0.00	9.25	0.00	0.75	0.25	0.00	0.00

Session Total	0	3	4212	37	861	97	60	34
Session Average	0.00	0.03	43.88	0.39	8.97	1.01	0.63	0.35

Original Data	
TOTAL	PCU TOTAL
6	6.00
6	6.00
6	6.00
4	4.00
22	22.00
5.50	5.50
2	2.00
4	4.00
5	5.00
1	1.00
12	12.00
3.00	3.00
3	3.00
3	3.00
2	2.00
3	3.00
11	11.00
2.75	2.75
3	3.00
3	3.00
4	4.00
2	2.00
12	12.00
3.00	3.00
3	3.00
1	1.00
7	7.00
9	10.30
20	21.30
5.00	5.33
11	11.50
13	13.00
18	18.50
27	28.80
69	71.80
17.25	17.95
34	36.30
26	27.00
39	42.10
45	45.00
144	150.40
36.00	37.60
49	51.50
55	56.00
84	87.60
104	109.90
292	305.00
73.00	76.25
110	111.50
131	138.90
111	115.60
124	130.40
476	496.40
119.00	124.10
95	95.90
95	99.10

96	101.10
83	84.80
369	380.90
92.25	95.23
93	95.00
85	85.60
83	87.90
86	89.60
347	358.10
86.75	89.53
94	96.50
79	79.70
87	90.00
103	104.00
363	370.20
90.75	92.55
102	103.90
95	96.50
96	97.40
94	97.00
387	394.80
96.75	98.70
94	101.40
96	101.10
107	112.30
107	108.00
404	422.80
101.00	105.70
119	119.40
108	109.90
96	97.70
98	99.00
421	426.00
105.25	106.50
106	107.00
92	93.80
92	92.00
107	109.00
397	401.80
99.25	100.45
155	154.70
152	151.80
145	145.00
162	162.90
614	614.40
153.50	153.60
160	158.60
161	163.30
156	159.00
112	112.00
589	592.90
147.25	148.23
117	119.30
99	101.80
86	86.50
78	79.70
380	387.30
95.00	96.83
57	58.00
47	48.30
39	38.40
36	37.30
179	182.00
44.75	45.50
31	32.30
28	29.30
23	22.40
20	20.00
102	104.00
25.50	26.00
25	25.00
20	20.00
21	21.00
28	28.00
94	94.00
23.50	23.50
44	44.00
21	22.00
16	16.00
12	12.00
93	94.00
23.25	23.50
8	8.00

13	13.00
9	9.00
7	7.00
37	37.00
9.25	9.25

5834	5962.10
60.77	62.11

Original Data	
TOTAL	PCU TOTAL
11	11.00
3	3.00
5	5.00
7	7.00
26	26.00
6.50	6.50
6	6.00
4	4.00
2	2.00
4	3.40
16	15.40
4.00	3.85
3	3.00
5	5.00
2	2.00
0	0.00
10	10.00
2.50	2.50
5	5.00
8	8.00
11	11.00
7	7.00
31	31.00
7.75	7.75
6	7.30
3	3.00
6	7.30
3	3.00
18	20.60
4.50	5.15
10	11.30
6	6.50
20	20.00
31	33.60
67	71.40
16.75	17.85
31	33.30
26	27.00
36	37.00
34	34.50
127	131.80
31.75	32.95
54	61.30
54	56.80
73	75.00
92	95.50
273	288.60
68.25	72.15
110	113.80
116	118.00
102	105.30
107	110.80
435	447.90
108.75	111.98
90	93.10
90	96.90
88	90.80
81	84.80
349	365.60
87.25	91.40
78	82.50
80	83.60

80	85.60
78	78.50
316	330.20
79.00	82.55
77	79.00
86	88.80
77	79.80
81	86.70
321	334.30
80.25	83.58
85	89.60
84	84.50
94	98.60
73	74.30
336	347.00
84.00	86.75
81	84.00
74	77.10
91	98.40
92	96.60
338	356.10
84.50	89.03
117	120.60
87	88.30
94	102.50
79	82.80
377	394.20
94.25	98.55
93	94.50
72	73.50
90	92.30
105	107.30
360	367.60
90.00	91.90
133	135.30
130	129.40
135	135.50
156	156.40
554	556.60
138.50	139.15
151	151.50
147	148.00
119	124.90
101	101.00
518	525.40
129.50	131.35
122	122.00
86	87.00
71	72.80
68	70.30
347	352.10
86.75	88.03
52	52.00
47	47.00
41	42.30
34	36.60
174	177.90
43.50	44.48
28	28.50
27	27.00
25	25.00
24	24.00
104	104.50
26.00	26.13
27	27.00
20	20.00
18	18.00
21	21.00
86	86.00
21.50	21.50
41	41.00
19	20.00
12	12.00
8	8.00
80	81.00
20.00	20.25
10	10.00
15	15.00
8	8.00
8	8.50
41	41.50
10.25	10.38

5304	5462.70
55.25	56.90

Immingham, Lincolnshire
Classified Junction Count

Site 8 of 9
Moody Lane
A180 Westgate
Pyewipe Road
Birchin Way
A180

Lat/Long
lat 53.575056° lon -0.096573°

Date
Wednesday 24 April 2019

Weather
Sunny Intervals
Temp: 15°C

0000 - 2400 (Wednesday 24H Session)

TIME	Movement 8.24: Right from A180 to Birchin Way							
	P/CYCLE	M/CYCLE	CAR	TAXI	LGV	OGV1	OGV2	BUS/COACH
0000 - 0015	0	0	0	0	0	0	0	0
0015 - 0030	0	0	0	0	0	0	0	0
0030 - 0045	0	0	0	0	0	0	0	0
0045 - 0100	0	0	0	0	0	0	0	0
Hourly Total	0	0	0	0	0	0	0	0
Hourly Average	0.00	0.00	0.00	0.00	0.00	0.00	0.00	0.00
0100 - 0115	0	0	0	0	0	0	0	0
0115 - 0130	0	0	0	0	0	0	0	0
0130 - 0145	0	0	0	0	0	0	0	0
0145 - 0200	0	0	0	0	0	0	0	0
Hourly Total	0	0	0	0	0	0	0	0
Hourly Average	0.00	0.00	0.00	0.00	0.00	0.00	0.00	0.00
0200 - 0215	0	0	0	0	0	0	0	0
0215 - 0230	0	0	0	0	0	0	0	0
0230 - 0245	0	0	0	0	0	0	0	0
0245 - 0300	0	0	0	0	0	0	0	0
Hourly Total	0	0	0	0	0	0	0	0
Hourly Average	0.00	0.00	0.00	0.00	0.00	0.00	0.00	0.00
0300 - 0315	0	0	0	0	0	0	0	0
0315 - 0330	0	0	0	0	0	0	0	0
0330 - 0345	0	0	0	0	0	0	0	0
0345 - 0400	0	0	0	0	0	0	0	0
Hourly Total	0	0	0	0	0	0	0	0
Hourly Average	0.00	0.00	0.00	0.00	0.00	0.00	0.00	0.00
0400 - 0415	0	0	0	0	0	1	0	0
0415 - 0430	0	0	0	0	0	0	0	0
0430 - 0445	0	0	0	0	0	0	1	0
0445 - 0500	0	0	0	0	0	0	1	0
Hourly Total	0	0	0	0	0	1	2	0
Hourly Average	0.00	0.00	0.00	0.00	0.00	0.25	0.50	0.00
0500 - 0515	0	0	0	0	0	0	0	0
0515 - 0530	0	0	0	0	0	1	0	0
0530 - 0545	0	0	0	0	0	0	0	0
0545 - 0600	0	0	1	0	0	0	1	0
Hourly Total	0	0	1	0	0	1	1	0
Hourly Average	0.00	0.00	0.25	0.00	0.00	0.25	0.25	0.00
0600 - 0615	0	0	1	0	0	0	0	0
0615 - 0630	0	0	1	0	0	0	0	0
0630 - 0645	0	0	1	0	0	0	0	0
0645 - 0700	0	0	1	0	0	0	1	0
Hourly Total	0	0	4	0	0	0	1	0
Hourly Average	0.00	0.00	1.00	0.00	0.00	0.00	0.25	0.00
0700 - 0715	0	0	1	0	0	0	2	0
0715 - 0730	0	0	1	0	0	1	3	0
0730 - 0745	0	0	2	0	1	2	2	0
0745 - 0800	0	0	3	0	1	0	1	0
Hourly Total	0	0	7	0	2	3	8	0
Hourly Average	0.00	0.00	1.75	0.00	0.50	0.75	2.00	0.00
0800 - 0815	0	0	3	0	0	2	0	0
0815 - 0830	0	0	3	0	1	0	0	0
0830 - 0845	0	0	2	0	0	0	1	0
0845 - 0900	0	0	3	0	1	2	3	0
Hourly Total	0	0	11	0	2	4	4	0
Hourly Average	0.00	0.00	2.75	0.00	0.50	1.00	1.00	0.00
0900 - 0915	0	0	2	0	0	1	1	0
0915 - 0930	0	0	1	0	0	0	0	0

2315 - 2330	0	0	0	0	0	0	0	0
2330 - 2345	0	0	0	0	0	0	0	0
2345 - 0000	0	0	0	0	0	0	1	0
Hourly Total	0	0	0	0	0	0	1	0
Hourly Average	0.00	0.00	0.00	0.00	0.00	0.00	0.25	0.00

Session Total	0	0	128	0	15	45	79	0
Session Average	0.00	0.00	1.33	0.00	0.16	0.47	0.82	0.00

Date
Thursday 25 April 2019

Weather
Sunny Intervals
Temp: 12°C

0000 - 2400 (Thursday 24H Session)

TIME	Movement 8.24: Right from A180 to Birchin Way							
	P/CYCLE	M/CYCLE	CAR	TAXI	LGV	OGV1	OGV2	BUS/COACH
0000 - 0015	0	0	0	0	0	0	0	0
0015 - 0030	0	0	4	0	0	0	0	0
0030 - 0045	0	0	0	0	0	0	0	0
0045 - 0100	0	0	2	0	1	0	0	0
Hourly Total	0	0	6	0	1	0	0	0
Hourly Average	0.00	0.00	1.50	0.00	0.25	0.00	0.00	0.00
0100 - 0115	0	0	0	0	0	0	0	0
0115 - 0130	0	0	0	0	0	0	0	0
0130 - 0145	0	0	0	0	0	0	0	0
0145 - 0200	0	0	1	0	0	0	0	0
Hourly Total	0	0	1	0	0	0	0	0
Hourly Average	0.00	0.00	0.25	0.00	0.00	0.00	0.00	0.00
0200 - 0215	0	0	1	0	1	0	0	0
0215 - 0230	0	0	1	0	0	0	0	0
0230 - 0245	0	0	1	0	0	0	0	0
0245 - 0300	0	0	2	0	1	0	0	0
Hourly Total	0	0	5	0	2	0	0	0
Hourly Average	0.00	0.00	1.25	0.00	0.50	0.00	0.00	0.00
0300 - 0315	0	0	2	0	0	0	0	0
0315 - 0330	0	0	0	0	0	0	1	0
0330 - 0345	0	0	1	0	2	0	0	0
0345 - 0400	0	0	1	0	0	0	0	0
Hourly Total	0	0	4	0	2	0	1	0
Hourly Average	0.00	0.00	1.00	0.00	0.50	0.00	0.25	0.00
0400 - 0415	0	0	1	0	0	0	0	0
0415 - 0430	0	0	0	0	1	0	0	0
0430 - 0445	0	0	0	0	0	0	0	0
0445 - 0500	0	0	2	0	1	0	0	0
Hourly Total	0	0	3	0	2	0	0	0
Hourly Average	0.00	0.00	0.75	0.00	0.50	0.00	0.00	0.00
0500 - 0515	0	0	0	0	0	0	0	0
0515 - 0530	0	0	1	0	0	0	0	0
0530 - 0545	0	0	1	0	0	1	1	0
0545 - 0600	0	0	3	0	0	2	0	0
Hourly Total	0	0	5	0	0	3	1	0
Hourly Average	0.00	0.00	1.25	0.00	0.00	0.75	0.25	0.00
0600 - 0615	0	0	2	0	0	0	3	0
0615 - 0630	0	0	1	0	0	0	0	0
0630 - 0645	0	0	2	0	0	0	1	0
0645 - 0700	0	0	2	0	0	4	2	0
Hourly Total	0	0	7	0	0	4	6	0
Hourly Average	0.00	0.00	1.75	0.00	0.00	1.00	1.50	0.00
0700 - 0715	0	0	2	0	0	2	0	0
0715 - 0730	0	0	3	0	1	0	2	0
0730 - 0745	0	0	4	0	1	1	1	0
0745 - 0800	0	0	5	0	1	2	0	0
Hourly Total	0	0	14	0	3	5	3	0
Hourly Average	0.00	0.00	3.50	0.00	0.75	1.25	0.75	0.00
0800 - 0815	0	0	6	0	1	0	0	0
0815 - 0830	0	0	6	0	2	1	3	0
0830 - 0845	0	0	5	0	1	2	1	0
0845 - 0900	0	0	5	0	2	3	1	0
Hourly Total	0	0	22	0	6	6	5	0
Hourly Average	0.00	0.00	5.50	0.00	1.50	1.50	1.25	0.00
0900 - 0915	0	0	7	1	1	0	3	0
0915 - 0930	0	0	5	0	1	2	1	0
0930 - 0945	0	0	5	0	1	1	2	0
0945 - 1000	0	0	4	0	1	0	3	0
Hourly Total	0	0	21	1	4	3	9	0
Hourly Average	0.00	0.00	5.25	0.25	1.00	0.75	2.25	0.00
1000 - 1015	0	0	4	0	1	1	2	0
1015 - 1030	0	0	4	0	2	0	2	0

1030 - 1045	0	0	3	0	1	0	2	0
1045 - 1100	0	0	4	0	1	1	3	0
Hourly Total	0	0	15	0	5	2	9	0
Hourly Average	0.00	0.00	3.75	0.00	1.25	0.50	2.25	0.00
1100 - 1115	0	0	4	0	1	1	3	0
1115 - 1130	0	0	5	0	1	0	2	0
1130 - 1145	0	0	4	0	1	3	0	0
1145 - 1200	0	0	4	0	1	0	0	0
Hourly Total	0	0	17	0	4	4	5	0
Hourly Average	0.00	0.00	4.25	0.00	1.00	1.00	1.25	0.00
1200 - 1215	0	0	4	0	1	1	3	0
1215 - 1230	0	0	4	0	1	2	0	0
1230 - 1245	0	0	5	0	1	3	0	0
1245 - 1300	0	0	4	0	1	1	1	0
Hourly Total	0	0	17	0	4	7	4	0
Hourly Average	0.00	0.00	4.25	0.00	1.00	1.75	1.00	0.00
1300 - 1315	0	0	4	0	1	2	0	0
1315 - 1330	0	0	4	0	1	0	1	0
1330 - 1345	0	0	5	0	1	1	0	0
1345 - 1400	0	0	5	0	1	1	0	0
Hourly Total	0	0	18	0	4	4	1	0
Hourly Average	0.00	0.00	4.50	0.00	1.00	1.00	0.25	0.00
1400 - 1415	0	0	7	0	1	0	2	0
1415 - 1430	0	0	5	0	1	3	0	0
1430 - 1445	0	0	5	0	0	1	1	0
1445 - 1500	0	0	4	0	1	3	2	0
Hourly Total	0	0	21	0	3	7	5	0
Hourly Average	0.00	0.00	5.25	0.00	0.75	1.75	1.25	0.00
1500 - 1515	0	0	5	0	1	0	1	0
1515 - 1530	0	0	4	0	1	1	1	0
1530 - 1545	0	0	5	0	0	2	2	0
1545 - 1600	0	0	6	0	1	0	2	0
Hourly Total	0	0	20	0	3	3	6	0
Hourly Average	0.00	0.00	5.00	0.00	0.75	0.75	1.50	0.00
1600 - 1615	0	0	8	0	1	0	1	0
1615 - 1630	0	0	8	0	7	0	3	0
1630 - 1645	0	0	8	0	1	0	0	0
1645 - 1700	0	0	9	0	2	0	0	0
Hourly Total	0	0	33	0	11	0	4	0
Hourly Average	0.00	0.00	8.25	0.00	2.75	0.00	1.00	0.00
1700 - 1715	0	0	10	0	1	1	0	0
1715 - 1730	0	0	10	0	1	0	1	0
1730 - 1745	0	0	7	0	0	0	0	0
1745 - 1800	0	0	6	0	1	1	0	0
Hourly Total	0	0	33	0	3	2	1	0
Hourly Average	0.00	0.00	8.25	0.00	0.75	0.50	0.25	0.00
1800 - 1815	0	0	8	0	1	0	0	0
1815 - 1830	0	0	5	0	0	0	1	0
1830 - 1845	0	0	4	0	0	0	0	0
1845 - 1900	0	0	4	0	0	0	1	0
Hourly Total	0	0	21	0	1	0	2	0
Hourly Average	0.00	0.00	5.25	0.00	0.25	0.00	0.50	0.00
1900 - 1915	0	0	3	0	0	0	1	0
1915 - 1930	0	0	3	0	0	0	0	0
1930 - 1945	0	0	2	0	0	0	0	0
1945 - 2000	0	0	2	0	0	0	0	0
Hourly Total	0	0	10	0	0	0	1	0
Hourly Average	0.00	0.00	2.50	0.00	0.00	0.00	0.25	0.00
2000 - 2015	0	0	1	0	0	0	0	0
2015 - 2030	0	0	2	0	0	1	0	0
2030 - 2045	0	0	1	0	0	0	0	0
2045 - 2100	0	0	1	0	0	1	2	0
Hourly Total	0	0	5	0	0	2	2	0
Hourly Average	0.00	0.00	1.25	0.00	0.00	0.50	0.50	0.00
2100 - 2115	0	0	2	0	0	0	1	0
2115 - 2130	0	0	1	0	0	0	0	0
2130 - 2145	0	0	1	0	0	0	0	0
2145 - 2200	0	0	2	0	0	0	0	0
Hourly Total	0	0	6	0	0	0	1	0
Hourly Average	0.00	0.00	1.50	0.00	0.00	0.00	0.25	0.00
2200 - 2215	0	0	3	0	0	0	0	0
2215 - 2230	0	0	1	0	0	0	1	0
2230 - 2245	0	0	1	0	0	0	0	0
2245 - 2300	0	0	0	0	0	0	0	0
Hourly Total	0	0	5	0	0	0	1	0
Hourly Average	0.00	0.00	1.25	0.00	0.00	0.00	0.25	0.00
2300 - 2315	0	0	0	0	0	0	0	0
2315 - 2330	0	0	1	0	0	0	0	0
2330 - 2345	0	0	0	0	0	0	0	0
2345 - 0000	0	0	0	0	0	0	0	1
Hourly Total	0	0	1	0	0	0	0	1
Hourly Average	0.00	0.00	0.25	0.00	0.00	0.00	0.00	0.25

Session Total	0	0	310	1	58	52	67	1
Session Average	0.00	0.00	3.23	0.01	0.60	0.54	0.70	0.01

Original Data	
TOTAL	PCU TOTAL
0	0.00
0	0.00
0	0.00
0	0.00
0	0.00
0.00	0.00
0	0.00
0	0.00
0	0.00
0	0.00
0	0.00
0.00	0.00
0	0.00
0	0.00
0	0.00
0	0.00
0	0.00
0.00	0.00
0	0.00
0	0.00
0	0.00
0	0.00
0	0.00
0.00	0.00
1	1.50
0	0.00
1	2.30
1	2.30
3	6.10
0.75	1.53
0	0.00
1	1.50
0	0.00
2	3.30
3	4.80
0.75	1.20
1	1.00
1	1.00
1	1.00
2	3.30
5	6.30
1.25	1.58
3	5.60
5	9.40
7	10.60
5	6.30
20	31.90
5.00	7.98
5	6.00
4	4.00
3	4.30
9	13.90
21	28.20
5.25	7.05
4	5.80
1	1.00

7	10.60
6	9.60
18	27.00
4.50	6.75
8	15.00
3	3.50
3	5.60
3	4.30
17	28.40
4.25	7.10
3	4.30
6	10.10
4	4.50
5	8.10
18	27.00
4.50	6.75
7	12.20
8	10.80
4	4.50
4	6.30
23	33.80
5.75	8.45
3	5.60
5	7.30
6	8.30
5	6.80
19	28.00
4.75	7.00
7	12.20
4	4.50
5	7.30
4	5.00
20	29.00
5.00	7.25
8	12.40
6	11.20
2	3.30
6	9.90
22	36.80
5.50	9.20
5	5.50
6	8.60
8	11.60
7	7.50
26	33.20
6.50	8.30
4	4.00
5	5.00
6	8.60
5	7.60
20	25.20
5.00	6.30
5	6.80
4	5.30
3	4.30
2	2.00
14	18.40
3.50	4.60
5	9.40
2	3.30
3	5.60
1	1.00
11	19.30
2.75	4.83
1	1.00
1	1.00
1	1.50
0	0.00
3	3.50
0.75	0.88
1	1.00
0	0.00
0	0.00
1	1.00
2	2.00
0.50	0.50
1	1.00
0	0.00
0	0.00
0	0.00
1	1.00
0.25	0.25
0	0.00

0	0.00
0	0.00
1	2.30
1	2.30
0.25	0.58

267	392.20
2.78	4.09

Original Data	
TOTAL	PCU TOTAL
0	0.00
4	4.00
0	0.00
3	3.00
7	7.00
1.75	1.75
0	0.00
0	0.00
0	0.00
1	1.00
1	1.00
0.25	0.25
2	2.00
1	1.00
1	1.00
3	3.00
7	7.00
1.75	1.75
2	2.00
1	2.30
3	3.00
1	1.00
7	8.30
1.75	2.08
1	1.00
1	1.00
0	0.00
3	3.00
5	5.00
1.25	1.25
0	0.00
1	1.00
3	4.80
5	6.00
9	11.80
2.25	2.95
5	8.90
1	1.00
3	4.30
8	12.60
17	26.80
4.25	6.70
4	5.00
6	8.60
7	8.80
8	9.00
25	31.40
6.25	7.85
7	7.00
12	16.40
9	11.30
11	13.80
39	48.50
9.75	12.13
12	15.90
9	11.30
9	12.10
8	11.90
38	51.20
9.50	12.80
8	11.10
8	10.60

6	8.60
9	13.40
31	43.70
7.75	10.93
9	13.40
8	10.60
8	9.50
5	5.00
30	38.50
7.50	9.63
9	13.40
7	8.00
9	10.50
7	8.80
32	40.70
8.00	10.18
7	8.00
6	7.30
7	7.50
7	7.50
27	30.30
6.75	7.58
10	12.60
9	10.50
7	8.80
10	14.10
36	46.00
9.00	11.50
7	8.30
7	8.80
9	12.60
9	11.60
32	41.30
8.00	10.33
10	11.30
18	21.90
9	9.00
11	11.00
48	53.20
12.00	13.30
12	12.50
12	13.30
7	7.00
8	8.50
39	41.30
9.75	10.33
9	9.00
6	7.30
4	4.00
5	6.30
24	26.60
6.00	6.65
4	5.30
3	3.00
2	2.00
2	2.00
11	12.30
2.75	3.08
1	1.00
3	3.50
1	1.00
4	7.10
9	12.60
2.25	3.15
3	4.30
1	1.00
1	1.00
2	2.00
7	8.30
1.75	2.08
3	3.00
2	3.30
1	1.00
0	0.00
6	7.30
1.50	1.83
0	0.00
1	1.00
0	0.00
1	2.00
2	3.00
0.50	0.75

489	603.10
5.09	6.28

Session Total	0	0	5	0	0	1	1	0
Session Average	0.00	0.00	0.05	0.00	0.00	0.01	0.01	0.00

Original Data	
TOTAL	PCU TOTAL
0	0.00
0	0.00
0	0.00
0	0.00
0	0.00
0.00	0.00
0	0.00
0	0.00
0	0.00
0	0.00
0	0.00
0.00	0.00
0	0.00
0	0.00
0	0.00
0	0.00
0	0.00
0.00	0.00
0	0.00
0	0.00
0	0.00
0	0.00
0	0.00
0.00	0.00
1	1.50
0	0.00
0	0.00
1	1.50
2	3.00
0.50	0.75
0	0.00
0	0.00
1	2.30
0	0.00
1	2.30
0.25	0.58
0	0.00
0	0.00
0	0.00
0	0.00
0	0.00
0.00	0.00
1	2.30
0	0.00
0	0.00
0	0.00
1	2.30
0.25	0.58
0	0.00
0	0.00
0	0.00
0	0.00
0	0.00
0.00	0.00
0	0.00
0	0.00

0	0.00
1	2.30
1	2.30
0.25	0.58
0	0.00
0	0.00
0	0.00
0	0.00
0	0.00
0	0.00
0.00	0.00
0	0.00
0	0.00
0	0.00
0	0.00
0	0.00
0.00	0.00
1	2.30
0	0.00
0	0.00
0	0.00
1	2.30
0.25	0.58
0	0.00
0	0.00
0	0.00
0	0.00
0	0.00
0	0.00
0.00	0.00
0	0.00
0	0.00
1	1.50
0	0.00
1	1.50
0.25	0.38
0	0.00
0	0.00
0	0.00
0	0.00
0	0.00
0.00	0.00
0	0.00
0	0.00
0	0.00
0	0.00
0	0.00
0	0.00
0.00	0.00
0	0.00
0	0.00
0	0.00
0	0.00
0	0.00
0	0.00
0.00	0.00
0	0.00
1	1.50
0	0.00
0	0.00
1	1.50
0.25	0.38
0	0.00
0	0.00
0	0.00
1	1.50
1	1.50
0.25	0.38
0	0.00
0	0.00
0	0.00
0	0.00
0	0.00
0	0.00
0.00	0.00
0	0.00
0	0.00
0	0.00
1	1.50
1	1.50
0.25	0.38
0	0.00
0	0.00
0	0.00
0	0.00
0	0.00
0	0.00
0.00	0.00
0	0.00
0	0.00
0	0.00
0	0.00
0	0.00
0.00	0.00
0	0.00

0	0.00
1	1.50
0	0.00
1	1.50
0.25	0.38

11	19.70
0.11	0.21

Original Data	
TOTAL	PCU TOTAL
0	0.00
0	0.00
0	0.00
0	0.00
0	0.00
0.00	0.00
0	0.00
0	0.00
0	0.00
0	0.00
0	0.00
0.00	0.00
2	2.00
0	0.00
0	0.00
0	0.00
2	2.00
0.50	0.50
0	0.00
0	0.00
0	0.00
0	0.00
0	0.00
0.00	0.00
0	0.00
0	0.00
0	0.00
0	0.00
0.00	0.00
0	0.00
0	0.00
1	1.00
0	0.00
1	1.00
0.25	0.25
0	0.00
0	0.00
0	0.00
0	0.00
0	0.00
0.00	0.00
0	0.00
0	0.00
1	2.30
0	0.00
1	2.30
0.25	0.58
0	0.00
0	0.00
0	0.00
0	0.00
0	0.00
0.00	0.00
2	2.50
0	0.00
0	0.00
0	0.00
2	2.50
0.50	0.63
0	0.00
0	0.00

7	8.80
0.07	0.09

2315 - 2330	0	0	0	0	0	0	0	0
2330 - 2345	0	0	0	0	0	0	0	0
2345 - 0000	0	0	0	0	0	0	0	0
Hourly Total	0	0	0	0	0	0	0	0
Hourly Average	0.00	0.00	0.00	0.00	0.00	0.00	0.00	0.00

Session Total	0	0	81	0	19	2	8	0
Session Average	0.00	0.00	0.84	0.00	0.20	0.02	0.08	0.00

Date
Thursday 25 April 2019

Weather
Sunny Intervals
Temp: 12°C

0000 - 2400 (Thursday 24H Session)

TIME	Movement 9.1: Left from Lockhill Road to A180 Cleethorpe Road							
	P/CYCLE	M/CYCLE	CAR	TAXI	LGV	OGV1	OGV2	BUS/COACH
0000 - 0015	0	0	0	0	0	0	0	0
0015 - 0030	0	0	0	0	0	0	0	0
0030 - 0045	0	0	0	0	0	0	0	0
0045 - 0100	0	0	0	0	0	0	0	0
Hourly Total	0	0	0	0	0	0	0	0
Hourly Average	0.00	0.00	0.00	0.00	0.00	0.00	0.00	0.00
0100 - 0115	0	0	0	0	0	0	0	0
0115 - 0130	0	0	0	0	0	0	0	0
0130 - 0145	0	0	0	0	0	0	0	0
0145 - 0200	0	0	0	0	0	0	0	0
Hourly Total	0	0	0	0	0	0	0	0
Hourly Average	0.00	0.00	0.00	0.00	0.00	0.00	0.00	0.00
0200 - 0215	0	0	0	0	0	0	0	0
0215 - 0230	0	0	0	0	0	0	0	0
0230 - 0245	0	0	0	0	0	0	0	0
0245 - 0300	0	0	0	0	0	0	0	0
Hourly Total	0	0	0	0	0	0	0	0
Hourly Average	0.00	0.00	0.00	0.00	0.00	0.00	0.00	0.00
0300 - 0315	0	0	0	0	0	0	0	0
0315 - 0330	0	0	0	0	0	0	0	0
0330 - 0345	0	0	0	0	0	0	0	0
0345 - 0400	0	0	0	0	0	0	0	0
Hourly Total	0	0	0	0	0	0	0	0
Hourly Average	0.00	0.00	0.00	0.00	0.00	0.00	0.00	0.00
0400 - 0415	0	0	0	0	0	0	0	0
0415 - 0430	0	0	0	0	0	0	0	0
0430 - 0445	0	0	1	0	0	0	0	0
0445 - 0500	0	0	0	0	0	0	0	0
Hourly Total	0	0	1	0	0	0	0	0
Hourly Average	0.00	0.00	0.25	0.00	0.00	0.00	0.00	0.00
0500 - 0515	0	0	0	0	0	0	0	0
0515 - 0530	0	0	0	0	0	0	0	0
0530 - 0545	0	0	1	0	0	0	0	0
0545 - 0600	0	0	0	0	0	0	0	0
Hourly Total	0	0	1	0	0	0	0	0
Hourly Average	0.00	0.00	0.25	0.00	0.00	0.00	0.00	0.00
0600 - 0615	0	0	1	0	0	0	0	0
0615 - 0630	0	0	0	0	0	0	0	0
0630 - 0645	0	0	0	0	0	0	0	0
0645 - 0700	0	0	0	0	0	0	0	0
Hourly Total	0	0	1	0	0	0	0	0
Hourly Average	0.00	0.00	0.25	0.00	0.00	0.00	0.00	0.00
0700 - 0715	0	0	0	0	0	0	0	0
0715 - 0730	0	0	0	0	1	0	0	0
0730 - 0745	0	0	0	0	0	0	0	0
0745 - 0800	0	0	0	0	1	0	0	0
Hourly Total	0	0	0	0	2	0	0	0
Hourly Average	0.00	0.00	0.00	0.00	0.50	0.00	0.00	0.00
0800 - 0815	0	0	0	0	0	0	0	0
0815 - 0830	0	0	0	0	0	0	0	0
0830 - 0845	0	0	3	0	0	0	0	0
0845 - 0900	0	0	1	0	0	0	0	0
Hourly Total	0	0	4	0	0	0	0	0
Hourly Average	0.00	0.00	1.00	0.00	0.00	0.00	0.00	0.00
0900 - 0915	0	0	2	0	0	1	0	0
0915 - 0930	0	0	0	0	0	0	0	0
0930 - 0945	0	0	2	0	0	0	1	0
0945 - 1000	0	0	1	0	0	0	0	0
Hourly Total	0	0	5	0	0	1	1	0
Hourly Average	0.00	0.00	1.25	0.00	0.00	0.25	0.25	0.00
1000 - 1015	0	0	2	0	0	0	0	0
1015 - 1030	0	0	0	0	1	0	0	0

Session Total	0	0	82	0	14	3	6	0
Session Average	0.00	0.00	0.85	0.00	0.15	0.03	0.06	0.00

Original Data	
TOTAL	PCU TOTAL
0	0.00
0	0.00
0	0.00
0	0.00
0	0.00
0.00	0.00
0	0.00
0	0.00
0	0.00
0	0.00
0	0.00
0.00	0.00
0	0.00
0	0.00
0	0.00
0	0.00
0	0.00
0.00	0.00
0	0.00
0	0.00
0	0.00
0	0.00
0	0.00
0.00	0.00
0	0.00
0	0.00
0	0.00
0	0.00
0	0.00
0.00	0.00
0	0.00
0	0.00
0	0.00
0	0.00
0	0.00
0.00	0.00
0	0.00
0	0.00
0	0.00
0	0.00
0	0.00
0.00	0.00
0	0.00
1	1.00
0	0.00
0	0.00
1	1.00
0.25	0.25
0	0.00
2	3.30
0	0.00
0	0.00
2	3.30
0.50	0.83
0	0.00
3	3.00
0	0.00
3	4.30
6	7.30
1.50	1.83
2	2.00
0	0.00

0	0.00
4	5.30
6	7.30
1.50	1.83
1	1.00
2	2.00
2	2.00
3	3.00
8	8.00
2.00	2.00
3	3.00
2	2.00
5	6.30
0	0.00
10	11.30
2.50	2.83
1	1.00
2	2.50
3	4.30
3	3.00
9	10.80
2.25	2.70
1	1.00
3	3.00
0	0.00
5	5.00
9	9.00
2.25	2.25
4	4.00
3	4.30
1	2.30
4	4.50
12	15.10
3.00	3.78
0	0.00
1	1.00
2	2.00
2	2.00
5	5.00
1.25	1.25
0	0.00
1	1.00
2	2.00
2	2.00
5	5.00
1.25	1.25
3	3.00
3	3.00
2	2.00
4	4.00
12	12.00
3.00	3.00
0	0.00
2	2.00
0	0.00
0	0.00
2	2.00
0.50	0.50
3	3.00
3	4.30
2	2.00
1	1.00
9	10.30
2.25	2.58
5	5.00
2	2.00
1	1.00
2	2.00
10	10.00
2.50	2.50
2	2.00
0	0.00
0	0.00
0	0.00
2	2.00
0.50	0.50
1	1.00
0	0.00
0	0.00
1	1.00
2	2.00
0.50	0.50
0	0.00

0	0.00
0	0.00
0	0.00
0	0.00
0.00	0.00

110	121.40
1.15	1.26

Original Data	
TOTAL	PCU TOTAL
0	0.00
0	0.00
0	0.00
0	0.00
0	0.00
0.00	0.00
0	0.00
0	0.00
0	0.00
0	0.00
0	0.00
0.00	0.00
0	0.00
0	0.00
0	0.00
0	0.00
0	0.00
0	0.00
0	0.00
0	0.00
0.00	0.00
0	0.00
0	0.00
0	0.00
1	1.00
0	0.00
1	1.00
0.25	0.25
0	0.00
0	0.00
1	1.00
0	0.00
1	1.00
0.25	0.25
1	1.00
0	0.00
0	0.00
0	0.00
1	1.00
0.25	0.25
0	0.00
1	1.00
0	0.00
1	1.00
2	2.00
0.50	0.50
0	0.00
0	0.00
3	3.00
1	1.00
4	4.00
1.00	1.00
3	3.50
0	0.00
3	4.30
1	1.00
7	8.80
1.75	2.20
2	2.00
1	1.00

105	114.30
1.09	1.19

Immingham, Lincolnshire
Classified Junction Count

Site 9 of 9

Lockhill Road
A180 Cleethorpe Road
A16 Victoria Street North
A180 Westgate

Lat/Long

lat 53.574815° lon -0.080175°

Date

Wednesday 24 April 2019

Weather

Sunny Intervals
Temp: 15°C

0000 - 2400 (Wednesday 24H Session)

Movement 9.2: Southbound from Lockhill Road to A16 Victoria Street North								
TIME	P/CYCLE	M/CYCLE	CAR	TAXI	LGV	OGV1	OGV2	BUS/COACH
0000 - 0015	0	0	2	0	1	0	0	0
0015 - 0030	0	0	0	0	0	0	0	0
0030 - 0045	0	0	0	0	0	0	0	0
0045 - 0100	0	0	0	0	0	0	1	0
Hourly Total	0	0	2	0	1	0	1	0
Hourly Average	0.00	0.00	0.50	0.00	0.25	0.00	0.25	0.00
0100 - 0115	0	0	0	0	0	0	0	0
0115 - 0130	0	0	0	0	0	0	0	0
0130 - 0145	0	0	2	0	0	0	0	0
0145 - 0200	0	0	0	0	0	0	0	0
Hourly Total	0	0	2	0	0	0	0	0
Hourly Average	0.00	0.00	0.50	0.00	0.00	0.00	0.00	0.00
0200 - 0215	0	0	0	0	0	0	0	0
0215 - 0230	0	0	1	0	0	0	0	0
0230 - 0245	0	0	0	0	0	0	0	0
0245 - 0300	0	0	0	0	0	0	0	0
Hourly Total	0	0	1	0	0	0	0	0
Hourly Average	0.00	0.00	0.25	0.00	0.00	0.00	0.00	0.00
0300 - 0315	0	0	0	0	0	0	0	0
0315 - 0330	0	0	0	0	0	0	0	0
0330 - 0345	0	0	1	0	0	0	0	0
0345 - 0400	0	0	0	0	0	0	0	0
Hourly Total	0	0	1	0	0	0	0	0
Hourly Average	0.00	0.00	0.25	0.00	0.00	0.00	0.00	0.00
0400 - 0415	0	0	0	0	0	0	0	0
0415 - 0430	0	0	0	0	0	0	0	0
0430 - 0445	0	0	0	0	0	0	0	0
0445 - 0500	0	0	0	0	0	0	0	0
Hourly Total	0	0	0	0	0	0	0	0
Hourly Average	0.00	0.00	0.00	0.00	0.00	0.00	0.00	0.00
0500 - 0515	0	0	0	0	0	0	0	0
0515 - 0530	0	0	0	0	0	0	0	0
0530 - 0545	0	0	0	0	0	0	0	0
0545 - 0600	0	0	1	0	1	0	0	0
Hourly Total	0	0	1	0	1	0	0	0
Hourly Average	0.00	0.00	0.25	0.00	0.25	0.00	0.00	0.00
0600 - 0615	0	0	6	0	0	0	0	0
0615 - 0630	0	0	0	0	0	0	0	0
0630 - 0645	0	0	0	0	0	0	0	0
0645 - 0700	0	0	0	0	0	0	0	0
Hourly Total	0	0	6	0	0	0	0	0
Hourly Average	0.00	0.00	1.50	0.00	0.00	0.00	0.00	0.00
0700 - 0715	0	0	0	0	0	1	0	0
0715 - 0730	0	0	0	0	0	0	0	0
0730 - 0745	0	0	0	0	1	1	0	0
0745 - 0800	0	0	0	0	0	0	0	0
Hourly Total	0	0	0	0	1	2	0	0
Hourly Average	0.00	0.00	0.00	0.00	0.25	0.50	0.00	0.00
0800 - 0815	0	0	0	0	3	0	0	0
0815 - 0830	0	0	2	0	1	0	0	0
0830 - 0845	0	0	3	0	0	0	0	0
0845 - 0900	0	0	1	0	2	1	0	0
Hourly Total	0	0	6	0	6	1	0	0
Hourly Average	0.00	0.00	1.50	0.00	1.50	0.25	0.00	0.00
0900 - 0915	0	0	2	0	2	0	0	0
0915 - 0930	0	0	1	0	1	0	1	0

0930 - 0945	0	0	4	0	0	0	0	0
0945 - 1000	0	0	1	0	0	0	0	0
Hourly Total	0	0	8	0	3	0	1	0
Hourly Average	0.00	0.00	2.00	0.00	0.75	0.00	0.25	0.00
1000 - 1015	0	0	2	0	1	0	0	0
1015 - 1030	0	0	3	0	0	0	0	0
1030 - 1045	0	0	5	0	2	0	0	0
1045 - 1100	0	0	3	0	0	0	0	0
Hourly Total	0	0	13	0	3	0	0	0
Hourly Average	0.00	0.00	3.25	0.00	0.75	0.00	0.00	0.00
1100 - 1115	0	0	1	0	1	0	1	0
1115 - 1130	0	0	6	0	3	0	1	0
1130 - 1145	0	0	2	0	0	0	0	0
1145 - 1200	0	0	3	0	1	0	0	0
Hourly Total	0	0	12	0	5	0	2	0
Hourly Average	0.00	0.00	3.00	0.00	1.25	0.00	0.50	0.00
1200 - 1215	0	0	4	0	2	0	0	0
1215 - 1230	0	0	4	0	0	1	0	0
1230 - 1245	0	0	3	0	1	0	0	0
1245 - 1300	0	0	2	0	1	0	0	0
Hourly Total	0	0	13	0	4	1	0	0
Hourly Average	0.00	0.00	3.25	0.00	1.00	0.25	0.00	0.00
1300 - 1315	0	0	2	0	1	0	0	0
1315 - 1330	0	0	2	0	0	0	0	0
1330 - 1345	0	0	5	0	2	0	0	0
1345 - 1400	0	0	5	0	0	0	0	0
Hourly Total	0	0	14	0	3	0	0	0
Hourly Average	0.00	0.00	3.50	0.00	0.75	0.00	0.00	0.00
1400 - 1415	0	0	5	0	3	0	1	0
1415 - 1430	0	0	1	0	1	0	0	0
1430 - 1445	0	0	1	0	1	0	0	0
1445 - 1500	0	0	1	0	1	0	0	0
Hourly Total	0	0	8	0	6	0	1	0
Hourly Average	0.00	0.00	2.00	0.00	1.50	0.00	0.25	0.00
1500 - 1515	0	0	6	0	0	0	0	0
1515 - 1530	0	0	3	0	2	0	0	0
1530 - 1545	0	0	3	0	2	0	0	0
1545 - 1600	0	0	4	0	1	0	0	0
Hourly Total	0	0	16	0	5	0	0	0
Hourly Average	0.00	0.00	4.00	0.00	1.25	0.00	0.00	0.00
1600 - 1615	0	0	8	0	1	0	0	0
1615 - 1630	0	0	5	0	0	0	0	0
1630 - 1645	0	0	5	0	0	0	1	0
1645 - 1700	0	0	6	0	1	0	0	0
Hourly Total	0	0	24	0	2	0	1	0
Hourly Average	0.00	0.00	6.00	0.00	0.50	0.00	0.25	0.00
1700 - 1715	0	0	2	0	0	0	0	0
1715 - 1730	0	0	5	0	0	0	0	0
1730 - 1745	0	0	3	0	0	0	0	0
1745 - 1800	0	0	1	0	0	0	0	0
Hourly Total	0	0	11	0	0	0	0	0
Hourly Average	0.00	0.00	2.75	0.00	0.00	0.00	0.00	0.00
1800 - 1815	0	0	9	0	0	0	0	0
1815 - 1830	0	0	3	0	2	0	0	0
1830 - 1845	1	0	4	0	0	0	0	0
1845 - 1900	0	0	2	0	0	0	0	0
Hourly Total	1	0	18	0	2	0	0	0
Hourly Average	0.25	0.00	4.50	0.00	0.50	0.00	0.00	0.00
1900 - 1915	0	0	1	0	0	0	0	0
1915 - 1930	0	0	1	0	0	0	0	0
1930 - 1945	0	0	3	0	0	0	0	0
1945 - 2000	0	0	1	0	0	0	0	0
Hourly Total	0	0	6	0	0	0	0	0
Hourly Average	0.00	0.00	1.50	0.00	0.00	0.00	0.00	0.00
2000 - 2015	0	0	2	0	0	0	0	0
2015 - 2030	0	0	3	0	0	0	0	0
2030 - 2045	0	0	5	0	0	0	0	0
2045 - 2100	0	0	3	0	1	0	2	0
Hourly Total	0	0	13	0	1	0	2	0
Hourly Average	0.00	0.00	3.25	0.00	0.25	0.00	0.50	0.00
2100 - 2115	0	0	3	0	0	0	0	0
2115 - 2130	0	0	0	0	0	0	0	0
2130 - 2145	0	0	1	0	0	0	1	0
2145 - 2200	0	0	0	0	0	0	0	0
Hourly Total	0	0	4	0	0	0	1	0
Hourly Average	0.00	0.00	1.00	0.00	0.00	0.00	0.25	0.00
2200 - 2215	0	0	1	0	0	0	0	0
2215 - 2230	0	0	0	0	0	0	0	0
2230 - 2245	0	0	0	0	0	0	0	0
2245 - 2300	0	0	0	0	0	0	0	0
Hourly Total	0	0	1	0	0	0	0	0
Hourly Average	0.00	0.00	0.25	0.00	0.00	0.00	0.00	0.00
2300 - 2315	0	0	1	0	0	0	0	0

2315 - 2330	0	0	0	0	0	0	0	0
2330 - 2345	0	0	1	0	0	0	0	0
2345 - 0000	0	0	0	0	0	0	0	0
Hourly Total	0	0	2	0	0	0	0	0
Hourly Average	0.00	0.00	0.50	0.00	0.00	0.00	0.00	0.00

Session Total	1	0	182	0	43	4	9	0
Session Average	0.01	0.00	1.90	0.00	0.45	0.04	0.09	0.00

Date
Thursday 25 April 2019

Weather
Sunny Intervals
Temp: 12°C

0000 - 2400 (Thursday 24H Session)

Movement 9.2: Southbound from Lockhill Road to A16 Victoria Street North								
TIME	P/CYCLE	M/CYCLE	CAR	TAXI	LGV	OGV1	OGV2	BUS/COACH
0000 - 0015	0	0	2	0	0	0	0	0
0015 - 0030	0	0	0	0	0	0	0	0
0030 - 0045	0	0	1	0	0	0	0	0
0045 - 0100	0	0	0	0	0	0	0	0
Hourly Total	0	0	3	0	0	0	0	0
Hourly Average	0.00	0.00	0.75	0.00	0.00	0.00	0.00	0.00
0100 - 0115	0	0	0	0	1	0	0	0
0115 - 0130	0	0	2	0	0	0	1	0
0130 - 0145	0	0	0	0	0	0	0	0
0145 - 0200	0	0	1	0	0	0	0	0
Hourly Total	0	0	3	0	1	0	1	0
Hourly Average	0.00	0.00	0.75	0.00	0.25	0.00	0.25	0.00
0200 - 0215	0	0	0	0	0	0	3	0
0215 - 0230	0	0	1	0	0	0	0	0
0230 - 0245	0	0	0	0	0	0	0	0
0245 - 0300	0	0	0	0	1	0	0	0
Hourly Total	0	0	1	0	1	0	3	0
Hourly Average	0.00	0.00	0.25	0.00	0.25	0.00	0.75	0.00
0300 - 0315	0	0	0	0	0	0	0	0
0315 - 0330	0	0	0	0	0	0	0	0
0330 - 0345	0	0	0	0	0	0	0	0
0345 - 0400	0	0	0	0	0	0	0	0
Hourly Total	0	0	0	0	0	0	0	0
Hourly Average	0.00	0.00	0.00	0.00	0.00	0.00	0.00	0.00
0400 - 0415	0	0	1	0	0	0	0	0
0415 - 0430	0	0	0	0	0	0	0	0
0430 - 0445	0	0	0	0	0	0	0	0
0445 - 0500	0	0	2	0	0	0	0	0
Hourly Total	0	0	3	0	0	0	0	0
Hourly Average	0.00	0.00	0.75	0.00	0.00	0.00	0.00	0.00
0500 - 0515	0	0	0	0	1	0	0	0
0515 - 0530	0	0	2	0	0	0	0	0
0530 - 0545	0	0	0	0	0	0	0	0
0545 - 0600	0	0	0	0	0	0	0	0
Hourly Total	0	0	2	0	1	0	0	0
Hourly Average	0.00	0.00	0.50	0.00	0.25	0.00	0.00	0.00
0600 - 0615	0	0	3	0	1	0	0	0
0615 - 0630	0	0	0	0	1	0	1	0
0630 - 0645	0	0	1	0	4	0	0	0
0645 - 0700	0	0	1	0	2	0	0	0
Hourly Total	0	0	5	0	8	0	1	0
Hourly Average	0.00	0.00	1.25	0.00	2.00	0.00	0.25	0.00
0700 - 0715	0	0	0	0	0	1	0	0
0715 - 0730	0	0	2	0	3	0	0	0
0730 - 0745	0	0	4	0	2	0	0	0
0745 - 0800	0	1	0	0	2	0	0	0
Hourly Total	0	1	6	0	7	1	0	0
Hourly Average	0.00	0.25	1.50	0.00	1.75	0.25	0.00	0.00
0800 - 0815	0	0	0	0	2	0	0	0
0815 - 0830	0	0	0	0	5	0	0	0
0830 - 0845	0	0	0	0	2	0	0	0
0845 - 0900	0	0	0	0	10	1	0	0
Hourly Total	0	0	0	0	19	1	0	0
Hourly Average	0.00	0.00	0.00	0.00	4.75	0.25	0.00	0.00
0900 - 0915	0	0	1	0	1	1	0	0
0915 - 0930	0	0	1	0	7	0	0	0
0930 - 0945	0	0	2	0	2	2	0	0
0945 - 1000	0	0	1	1	1	0	0	0
Hourly Total	0	0	5	1	11	3	0	0
Hourly Average	0.00	0.00	1.25	0.25	2.75	0.75	0.00	0.00
1000 - 1015	0	0	0	0	0	0	0	0
1015 - 1030	0	0	1	0	3	1	1	0

Session Total	1	2	195	7	110	9	16	0
Session Average	0.01	0.02	2.03	0.07	1.15	0.09	0.17	0.00

Original Data	
TOTAL	PCU TOTAL
3	3.00
0	0.00
0	0.00
1	2.30
4	5.30
1.00	1.33
0	0.00
0	0.00
2	2.00
0	0.00
2	2.00
0.50	0.50
0	0.00
1	1.00
0	0.00
0	0.00
1	1.00
0.25	0.25
0	0.00
0	0.00
1	1.00
0	0.00
1	1.00
0.25	0.25
0	0.00
0	0.00
0	0.00
0	0.00
0	0.00
0.00	0.00
0	0.00
0	0.00
0	0.00
2	2.00
2	2.00
0.50	0.50
6	6.00
0	0.00
0	0.00
0	0.00
6	6.00
1.50	1.50
1	1.50
0	0.00
2	2.50
0	0.00
3	4.00
0.75	1.00
3	3.00
3	3.00
3	3.00
4	4.50
13	13.50
3.25	3.38
4	4.00
3	4.30

4	4.00
1	1.00
12	13.30
3.00	3.33
3	3.00
3	3.00
7	7.00
3	3.00
16	16.00
4.00	4.00
3	4.30
10	11.30
2	2.00
4	4.00
19	21.60
4.75	5.40
6	6.00
5	5.50
4	4.00
3	3.00
18	18.50
4.50	4.63
3	3.00
2	2.00
7	7.00
5	5.00
17	17.00
4.25	4.25
9	10.30
2	2.00
2	2.00
2	2.00
15	16.30
3.75	4.08
6	6.00
5	5.00
5	5.00
5	5.00
21	21.00
5.25	5.25
9	9.00
5	5.00
6	7.30
7	7.00
27	28.30
6.75	7.08
2	2.00
5	5.00
3	3.00
1	1.00
11	11.00
2.75	2.75
9	9.00
5	5.00
5	4.20
2	2.00
21	20.20
5.25	5.05
1	1.00
1	1.00
3	3.00
1	1.00
6	6.00
1.50	1.50
2	2.00
3	3.00
5	5.00
6	8.60
16	18.60
4.00	4.65
3	3.00
0	0.00
2	3.30
0	0.00
5	6.30
1.25	1.58
1	1.00
0	0.00
0	0.00
0	0.00
1	1.00
0.25	0.25
1	1.00

0	0.00
1	1.00
0	0.00
2	2.00
0.50	0.50

239	251.90
2.49	2.62

Original Data	
TOTAL	PCU TOTAL
2	2.00
0	0.00
1	1.00
0	0.00
3	3.00
0.75	0.75
1	1.00
3	4.30
0	0.00
1	1.00
5	6.30
1.25	1.58
3	6.90
1	1.00
0	0.00
1	1.00
5	8.90
1.25	2.23
0	0.00
0	0.00
0	0.00
0	0.00
0	0.00
0.00	0.00
1	1.00
0	0.00
0	0.00
2	2.00
3	3.00
0.75	0.75
1	1.00
2	2.00
0	0.00
0	0.00
3	3.00
0.75	0.75
4	4.00
2	3.30
5	5.00
3	3.00
14	15.30
3.50	3.83
1	1.50
5	5.00
6	6.00
3	2.40
15	14.90
3.75	3.73
2	2.00
5	5.00
2	2.00
11	11.50
20	20.50
5.00	5.13
3	3.50
8	8.00
6	7.00
3	3.00
20	21.50
5.00	5.38
0	0.00
6	7.80

340	363.30
3.54	3.78

Immingham, Lincolnshire
Classified Junction Count

Site 9 of 9

Lockhill Road
A180 Cleethorpe Road
A16 Victoria Street North
A180 Westgate

Lat/Long

lat 53.574815° lon -0.080175°

Date

Wednesday 24 April 2019

Weather

Sunny Intervals
Temp: 15°C

0000 - 2400 (Wednesday 24H Session)

TIME	Movement 9.3: Right from Lockhill Road to A180 Westgate							
	P/CYCLE	M/CYCLE	CAR	TAXI	LGV	OGV1	OGV2	BUS/COACH
0000 - 0015	0	0	2	0	0	0	1	0
0015 - 0030	0	0	2	0	0	0	2	0
0030 - 0045	0	0	0	0	0	0	0	0
0045 - 0100	0	0	1	0	1	0	1	0
Hourly Total	0	0	5	0	1	0	4	0
Hourly Average	0.00	0.00	1.25	0.00	0.25	0.00	1.00	0.00
0100 - 0115	0	0	1	0	0	0	0	0
0115 - 0130	0	0	0	0	0	0	1	0
0130 - 0145	0	0	1	0	0	1	0	0
0145 - 0200	0	0	0	0	0	1	0	0
Hourly Total	0	0	2	0	0	2	1	0
Hourly Average	0.00	0.00	0.50	0.00	0.00	0.50	0.25	0.00
0200 - 0215	0	0	1	0	0	0	1	0
0215 - 0230	0	0	1	0	0	2	0	0
0230 - 0245	0	0	1	0	0	0	4	0
0245 - 0300	0	0	0	0	0	0	0	0
Hourly Total	0	0	3	0	0	2	5	0
Hourly Average	0.00	0.00	0.75	0.00	0.00	0.50	1.25	0.00
0300 - 0315	0	0	1	0	0	0	0	0
0315 - 0330	0	0	0	0	0	0	0	0
0330 - 0345	0	0	0	0	0	0	0	0
0345 - 0400	0	0	2	0	0	1	1	0
Hourly Total	0	0	3	0	0	1	1	0
Hourly Average	0.00	0.00	0.75	0.00	0.00	0.25	0.25	0.00
0400 - 0415	0	0	3	0	0	0	1	0
0415 - 0430	0	0	2	0	0	0	1	0
0430 - 0445	0	0	3	0	0	0	2	0
0445 - 0500	0	0	4	0	1	1	2	0
Hourly Total	0	0	12	0	1	1	6	0
Hourly Average	0.00	0.00	3.00	0.00	0.25	0.25	1.50	0.00
0500 - 0515	0	0	3	0	0	0	1	0
0515 - 0530	0	0	2	0	0	0	1	0
0530 - 0545	0	0	4	0	1	1	1	0
0545 - 0600	0	0	6	0	2	0	3	0
Hourly Total	0	0	15	0	3	1	6	0
Hourly Average	0.00	0.00	3.75	0.00	0.75	0.25	1.50	0.00
0600 - 0615	0	0	18	0	3	0	2	0
0615 - 0630	0	0	8	0	0	1	2	0
0630 - 0645	0	0	3	0	3	0	2	0
0645 - 0700	0	0	2	0	4	3	5	0
Hourly Total	0	0	31	0	10	4	11	0
Hourly Average	0.00	0.00	7.75	0.00	2.50	1.00	2.75	0.00
0700 - 0715	0	0	10	0	4	5	3	0
0715 - 0730	0	0	11	0	4	6	4	0
0730 - 0745	0	0	10	0	3	1	4	0
0745 - 0800	0	0	7	0	5	2	2	0
Hourly Total	0	0	38	0	16	14	13	0
Hourly Average	0.00	0.00	9.50	0.00	4.00	3.50	3.25	0.00
0800 - 0815	0	0	1	0	3	4	2	0
0815 - 0830	0	0	4	0	10	5	5	0
0830 - 0845	0	0	3	0	6	2	4	0
0845 - 0900	0	0	7	0	7	1	5	0
Hourly Total	0	0	15	0	26	12	16	0
Hourly Average	0.00	0.00	3.75	0.00	6.50	3.00	4.00	0.00
0900 - 0915	0	0	7	0	9	2	6	0
0915 - 0930	0	0	7	0	7	1	6	0

0930 - 0945	0	0	5	0	5	5	8	0
0945 - 1000	0	0	12	0	8	0	5	0
Hourly Total	0	0	31	0	29	8	25	0
Hourly Average	0.00	0.00	7.75	0.00	7.25	2.00	6.25	0.00
1000 - 1015	0	0	15	1	12	2	2	0
1015 - 1030	0	0	11	0	7	3	4	0
1030 - 1045	0	0	12	0	2	3	3	0
1045 - 1100	0	0	13	0	13	4	4	0
Hourly Total	0	0	51	1	34	12	13	0
Hourly Average	0.00	0.00	12.75	0.25	8.50	3.00	3.25	0.00
1100 - 1115	0	0	7	0	8	5	3	0
1115 - 1130	0	0	8	0	8	3	4	0
1130 - 1145	0	0	9	0	7	4	3	0
1145 - 1200	0	0	16	0	9	2	4	0
Hourly Total	0	0	40	0	32	14	14	0
Hourly Average	0.00	0.00	10.00	0.00	8.00	3.50	3.50	0.00
1200 - 1215	0	0	26	0	6	2	3	0
1215 - 1230	0	0	8	0	7	0	3	0
1230 - 1245	0	0	15	0	9	1	3	0
1245 - 1300	0	0	12	0	7	1	4	0
Hourly Total	0	0	61	0	29	4	13	0
Hourly Average	0.00	0.00	15.25	0.00	7.25	1.00	3.25	0.00
1300 - 1315	0	0	17	0	11	6	3	0
1315 - 1330	0	0	14	0	4	3	2	0
1330 - 1345	0	0	13	0	6	2	2	0
1345 - 1400	0	1	15	0	7	5	5	0
Hourly Total	0	1	59	0	28	16	12	0
Hourly Average	0.00	0.25	14.75	0.00	7.00	4.00	3.00	0.00
1400 - 1415	0	0	22	0	8	3	3	0
1415 - 1430	0	0	14	0	9	2	1	0
1430 - 1445	0	0	14	0	7	3	5	0
1445 - 1500	0	0	16	0	10	0	3	0
Hourly Total	0	0	66	0	34	8	12	0
Hourly Average	0.00	0.00	16.50	0.00	8.50	2.00	3.00	0.00
1500 - 1515	0	0	19	0	17	1	6	0
1515 - 1530	0	0	20	0	8	1	2	0
1530 - 1545	0	0	14	0	6	2	3	0
1545 - 1600	0	0	16	0	6	2	6	0
Hourly Total	0	0	69	0	37	6	17	0
Hourly Average	0.00	0.00	17.25	0.00	9.25	1.50	4.25	0.00
1600 - 1615	0	0	25	0	5	1	3	0
1615 - 1630	0	0	14	0	3	0	1	0
1630 - 1645	0	0	17	0	9	0	2	0
1645 - 1700	0	0	18	0	3	1	1	0
Hourly Total	0	0	74	0	20	2	7	0
Hourly Average	0.00	0.00	18.50	0.00	5.00	0.50	1.75	0.00
1700 - 1715	0	0	27	0	0	0	3	0
1715 - 1730	0	1	25	0	3	0	3	0
1730 - 1745	0	0	18	0	4	1	4	0
1745 - 1800	0	0	16	0	4	1	3	0
Hourly Total	0	1	86	0	11	2	13	0
Hourly Average	0.00	0.25	21.50	0.00	2.75	0.50	3.25	0.00
1800 - 1815	0	0	17	0	3	0	4	0
1815 - 1830	0	0	13	0	0	0	6	0
1830 - 1845	0	0	5	0	1	0	3	0
1845 - 1900	0	0	4	0	0	1	0	0
Hourly Total	0	0	39	0	4	1	13	0
Hourly Average	0.00	0.00	9.75	0.00	1.00	0.25	3.25	0.00
1900 - 1915	0	0	10	0	1	0	2	0
1915 - 1930	0	0	2	0	1	0	2	0
1930 - 1945	0	0	9	0	1	0	3	0
1945 - 2000	0	0	3	0	0	0	2	0
Hourly Total	0	0	24	0	3	0	9	0
Hourly Average	0.00	0.00	6.00	0.00	0.75	0.00	2.25	0.00
2000 - 2015	0	0	4	0	0	0	0	0
2015 - 2030	0	0	3	0	0	1	1	0
2030 - 2045	0	0	5	0	2	1	0	0
2045 - 2100	0	0	4	0	0	2	2	0
Hourly Total	0	0	16	0	2	4	3	0
Hourly Average	0.00	0.00	4.00	0.00	0.50	1.00	0.75	0.00
2100 - 2115	0	0	4	0	0	0	3	0
2115 - 2130	0	1	6	0	0	1	1	0
2130 - 2145	0	0	3	0	1	1	1	0
2145 - 2200	0	0	5	0	1	0	1	0
Hourly Total	0	1	18	0	2	2	6	0
Hourly Average	0.00	0.25	4.50	0.00	0.50	0.50	1.50	0.00
2200 - 2215	0	0	10	0	1	0	1	0
2215 - 2230	0	0	1	0	0	0	1	0
2230 - 2245	0	0	3	0	0	0	1	0
2245 - 2300	0	0	2	0	0	0	1	0
Hourly Total	0	0	16	0	1	0	4	0
Hourly Average	0.00	0.00	4.00	0.00	0.25	0.00	1.00	0.00
2300 - 2315	0	0	1	0	0	0	1	0

2315 - 2330	0	0	2	0	0	1	0	0
2330 - 2345	0	0	1	0	0	0	0	0
2345 - 0000	0	0	0	0	0	0	0	0
Hourly Total	0	0	4	0	0	1	1	0
Hourly Average	0.00	0.00	1.00	0.00	0.00	0.25	0.25	0.00

Session Total	0	3	778	1	323	117	225	0
Session Average	0.00	0.03	8.10	0.01	3.36	1.22	2.34	0.00

Date
Thursday 25 April 2019

Weather
Sunny Intervals
Temp: 12°C

0000 - 2400 (Thursday 24H Session)

TIME	Movement 9.3: Right from Lockhill Road to A180 Westgate							
	P/CYCLE	M/CYCLE	CAR	TAXI	LGV	OGV1	OGV2	BUS/COACH
0000 - 0015	0	0	2	0	0	0	2	0
0015 - 0030	0	0	2	0	0	0	0	0
0030 - 0045	0	0	0	0	0	0	0	0
0045 - 0100	0	0	0	0	0	0	0	0
Hourly Total	0	0	4	0	0	0	2	0
Hourly Average	0.00	0.00	1.00	0.00	0.00	0.00	0.50	0.00
0100 - 0115	0	0	2	0	0	0	0	0
0115 - 0130	0	0	2	0	0	0	1	0
0130 - 0145	0	0	1	0	0	0	0	0
0145 - 0200	0	0	1	0	0	0	0	0
Hourly Total	0	0	6	0	0	0	1	0
Hourly Average	0.00	0.00	1.50	0.00	0.00	0.00	0.25	0.00
0200 - 0215	0	0	4	0	0	0	0	0
0215 - 0230	0	0	1	0	0	1	2	0
0230 - 0245	0	0	0	0	0	0	2	0
0245 - 0300	0	0	1	0	0	0	0	0
Hourly Total	0	0	6	0	0	1	4	0
Hourly Average	0.00	0.00	1.50	0.00	0.00	0.25	1.00	0.00
0300 - 0315	0	0	2	0	0	0	1	0
0315 - 0330	0	0	0	0	0	0	0	0
0330 - 0345	0	0	1	0	0	0	2	0
0345 - 0400	0	0	3	0	0	0	1	0
Hourly Total	0	0	6	0	0	0	4	0
Hourly Average	0.00	0.00	1.50	0.00	0.00	0.00	1.00	0.00
0400 - 0415	0	0	0	0	0	0	0	0
0415 - 0430	0	0	0	0	0	1	5	0
0430 - 0445	0	0	6	0	0	0	4	0
0445 - 0500	0	0	2	0	2	0	0	0
Hourly Total	0	0	8	0	2	1	9	0
Hourly Average	0.00	0.00	2.00	0.00	0.50	0.25	2.25	0.00
0500 - 0515	0	0	3	0	0	0	0	0
0515 - 0530	0	0	0	0	0	0	3	0
0530 - 0545	0	0	4	0	1	0	0	0
0545 - 0600	0	0	6	0	0	0	1	0
Hourly Total	0	0	13	0	1	0	4	0
Hourly Average	0.00	0.00	3.25	0.00	0.25	0.00	1.00	0.00
0600 - 0615	0	1	23	0	8	1	1	0
0615 - 0630	0	0	9	0	1	0	0	0
0630 - 0645	0	0	4	0	0	0	3	0
0645 - 0700	0	1	5	0	5	2	0	0
Hourly Total	0	2	41	0	14	3	4	0
Hourly Average	0.00	0.50	10.25	0.00	3.50	0.75	1.00	0.00
0700 - 0715	0	0	5	0	5	2	1	0
0715 - 0730	0	0	5	0	0	3	2	0
0730 - 0745	0	0	6	0	0	4	3	0
0745 - 0800	0	0	3	0	0	3	5	0
Hourly Total	0	0	19	0	5	12	11	0
Hourly Average	0.00	0.00	4.75	0.00	1.25	3.00	2.75	0.00
0800 - 0815	0	1	6	1	0	2	4	0
0815 - 0830	0	0	5	0	1	1	6	0
0830 - 0845	0	0	6	0	3	4	3	0
0845 - 0900	0	0	6	0	2	0	4	0
Hourly Total	0	1	23	1	6	7	17	0
Hourly Average	0.00	0.25	5.75	0.25	1.50	1.75	4.25	0.00
0900 - 0915	0	0	8	0	0	0	3	0
0915 - 0930	0	0	14	0	7	5	6	0
0930 - 0945	0	0	16	0	0	0	7	0
0945 - 1000	0	0	12	0	5	3	5	0
Hourly Total	0	0	50	0	12	8	21	0
Hourly Average	0.00	0.00	12.50	0.00	3.00	2.00	5.25	0.00
1000 - 1015	0	0	13	0	8	0	3	0
1015 - 1030	0	0	24	0	2	0	7	0

1030 - 1045	0	0	9	0	10	3	2	0
1045 - 1100	0	0	11	1	12	1	5	0
Hourly Total	0	0	57	1	32	4	17	0
Hourly Average	0.00	0.00	14.25	0.25	8.00	1.00	4.25	0.00
1100 - 1115	0	0	14	0	4	3	4	0
1115 - 1130	0	0	5	0	9	1	3	0
1130 - 1145	0	0	19	0	2	2	3	0
1145 - 1200	0	0	2	0	0	5	2	0
Hourly Total	0	0	40	0	15	11	12	0
Hourly Average	0.00	0.00	10.00	0.00	3.75	2.75	3.00	0.00
1200 - 1215	0	0	27	0	7	4	4	0
1215 - 1230	0	0	13	0	10	3	3	0
1230 - 1245	0	0	11	0	4	2	5	0
1245 - 1300	0	0	7	0	6	4	5	0
Hourly Total	0	0	58	0	27	13	17	0
Hourly Average	0.00	0.00	14.50	0.00	6.75	3.25	4.25	0.00
1300 - 1315	0	0	12	0	2	4	2	0
1315 - 1330	0	0	8	0	9	3	1	0
1330 - 1345	0	0	14	0	2	4	0	0
1345 - 1400	0	0	12	0	10	2	4	0
Hourly Total	0	0	46	0	23	13	7	0
Hourly Average	0.00	0.00	11.50	0.00	5.75	3.25	1.75	0.00
1400 - 1415	0	0	27	0	7	0	4	0
1415 - 1430	0	0	4	0	4	1	4	0
1430 - 1445	0	0	10	0	10	1	3	0
1445 - 1500	0	0	10	0	1	1	3	0
Hourly Total	0	0	51	0	22	3	14	0
Hourly Average	0.00	0.00	12.75	0.00	5.50	0.75	3.50	0.00
1500 - 1515	0	0	16	0	5	4	1	0
1515 - 1530	0	0	15	0	4	0	4	0
1530 - 1545	0	0	31	0	4	0	5	0
1545 - 1600	0	0	29	0	11	1	2	0
Hourly Total	0	0	91	0	24	5	12	0
Hourly Average	0.00	0.00	22.75	0.00	6.00	1.25	3.00	0.00
1600 - 1615	0	0	26	2	3	0	2	0
1615 - 1630	0	0	35	0	0	0	3	0
1630 - 1645	0	1	18	0	2	0	2	0
1645 - 1700	0	0	21	0	0	0	2	0
Hourly Total	0	1	100	2	5	0	9	0
Hourly Average	0.00	0.25	25.00	0.50	1.25	0.00	2.25	0.00
1700 - 1715	0	0	28	0	5	0	0	1
1715 - 1730	0	1	14	0	6	2	2	0
1730 - 1745	0	0	19	0	2	0	3	0
1745 - 1800	0	0	12	0	2	0	1	0
Hourly Total	0	1	73	0	15	2	6	1
Hourly Average	0.00	0.25	18.25	0.00	3.75	0.50	1.50	0.25
1800 - 1815	0	0	10	0	3	0	0	0
1815 - 1830	0	0	8	0	3	1	2	0
1830 - 1845	0	0	9	0	0	0	2	0
1845 - 1900	0	0	5	0	0	0	3	0
Hourly Total	0	0	32	0	6	1	7	0
Hourly Average	0.00	0.00	8.00	0.00	1.50	0.25	1.75	0.00
1900 - 1915	0	0	6	0	0	0	2	0
1915 - 1930	0	0	3	0	0	0	2	0
1930 - 1945	0	0	1	0	0	0	3	0
1945 - 2000	0	1	4	0	1	0	0	0
Hourly Total	0	1	14	0	1	0	7	0
Hourly Average	0.00	0.25	3.50	0.00	0.25	0.00	1.75	0.00
2000 - 2015	0	0	0	0	0	0	2	0
2015 - 2030	0	0	0	0	0	1	0	0
2030 - 2045	0	0	2	0	0	0	1	0
2045 - 2100	0	0	4	0	0	0	1	0
Hourly Total	0	0	6	0	0	1	4	0
Hourly Average	0.00	0.00	1.50	0.00	0.00	0.25	1.00	0.00
2100 - 2115	0	0	11	0	0	0	1	0
2115 - 2130	0	0	2	0	0	0	1	0
2130 - 2145	0	1	0	0	1	1	0	0
2145 - 2200	0	0	7	0	1	0	1	0
Hourly Total	0	1	20	0	2	1	3	0
Hourly Average	0.00	0.25	5.00	0.00	0.50	0.25	0.75	0.00
2200 - 2215	0	0	13	0	0	0	1	0
2215 - 2230	0	0	2	0	0	0	1	0
2230 - 2245	0	0	2	0	0	1	1	0
2245 - 2300	0	0	1	0	0	0	0	0
Hourly Total	0	0	18	0	0	1	3	0
Hourly Average	0.00	0.00	4.50	0.00	0.00	0.25	0.75	0.00
2300 - 2315	0	0	1	0	0	1	0	0
2315 - 2330	0	0	1	0	0	0	3	0
2330 - 2345	0	0	1	0	0	1	3	0
2345 - 0000	0	0	2	0	0	1	0	0
Hourly Total	0	0	5	0	0	3	6	0
Hourly Average	0.00	0.00	1.25	0.00	0.00	0.75	1.50	0.00

Session Total	0	7	787	4	212	90	201	1
Session Average	0.00	0.07	8.20	0.04	2.21	0.94	2.09	0.01

Original Data	
TOTAL	PCU TOTAL
3	4.30
4	6.60
0	0.00
3	4.30
10	15.20
2.50	3.80
1	1.00
1	2.30
2	2.50
1	1.50
5	7.30
1.25	1.83
2	3.30
3	4.00
5	10.20
0	0.00
10	17.50
2.50	4.38
1	1.00
0	0.00
0	0.00
4	5.80
5	6.80
1.25	1.70
4	5.30
3	4.30
5	7.60
8	11.10
20	28.30
5.00	7.08
4	5.30
3	4.30
7	8.80
11	14.90
25	33.30
6.25	8.33
23	25.60
11	14.10
8	10.60
14	22.00
56	72.30
14.00	18.08
22	28.40
25	33.20
18	23.70
16	19.60
81	104.90
20.25	26.23
10	14.60
24	33.00
15	21.20
20	27.00
69	95.80
17.25	23.95
24	32.80
21	29.30

23	35.90
25	31.50
93	129.50
23.25	32.38
32	35.60
25	31.70
20	25.40
34	41.20
111	133.90
27.75	33.48
23	29.40
23	29.70
23	28.90
31	37.20
100	125.20
25.00	31.30
37	41.90
18	21.90
28	32.40
24	29.70
107	125.90
26.75	31.48
37	43.90
23	27.10
23	26.60
33	41.40
116	139.00
29.00	34.75
36	41.40
26	28.30
29	37.00
29	32.90
120	139.60
30.00	34.90
43	51.30
31	34.10
25	29.90
30	38.80
129	154.10
32.25	38.53
34	38.40
18	19.30
28	30.60
23	24.80
103	113.10
25.75	28.28
30	33.90
32	35.30
27	32.70
24	28.40
113	130.30
28.25	32.58
24	29.20
19	26.80
9	12.90
5	5.50
57	74.40
14.25	18.60
13	15.60
5	7.60
13	16.90
5	7.60
36	47.70
9.00	11.93
4	4.00
5	6.80
8	8.50
8	11.60
25	30.90
6.25	7.73
7	10.90
9	10.20
6	7.80
7	8.30
29	37.20
7.25	9.30
12	13.30
2	3.30
4	5.30
3	4.30
21	26.20
5.25	6.55
2	3.30

3	3.50
1	1.00
0	0.00
6	7.80
1.50	1.95

1447	1796.20
15.07	18.71

Original Data	
TOTAL	PCU TOTAL
4	6.60
2	2.00
0	0.00
0	0.00
6	8.60
1.50	2.15
2	2.00
3	4.30
1	1.00
1	1.00
7	8.30
1.75	2.08
4	4.00
4	7.10
2	4.60
1	1.00
11	16.70
2.75	4.18
3	4.30
0	0.00
3	5.60
4	5.30
10	15.20
2.50	3.80
0	0.00
6	13.00
10	15.20
4	4.00
20	32.20
5.00	8.05
3	3.00
3	6.90
5	5.00
7	8.30
18	23.20
4.50	5.80
34	35.20
10	10.00
7	10.90
13	13.40
64	69.50
16.00	17.38
13	15.30
10	14.10
13	18.90
11	19.00
47	67.30
11.75	16.83
14	19.60
13	21.30
16	21.90
12	17.20
55	80.00
13.75	20.00
11	14.90
32	42.30
23	32.10
25	33.00
91	122.30
22.75	30.58
24	27.90
33	42.10

24	28.10
30	37.00
111	135.10
27.75	33.78
25	31.70
18	22.40
26	30.90
9	14.10
78	99.10
19.50	24.78
42	49.20
29	34.40
22	29.50
22	30.50
115	143.60
28.75	35.90
20	24.60
21	23.80
20	22.00
28	34.20
89	104.60
22.25	26.15
38	43.20
13	18.70
24	28.40
15	19.40
90	109.70
22.50	27.43
26	29.30
23	28.20
40	46.50
43	46.10
132	150.10
33.00	37.53
33	35.60
38	41.90
23	25.00
23	25.60
117	128.10
29.25	32.03
34	35.00
25	28.00
24	27.90
15	16.30
98	107.20
24.50	26.80
13	13.00
14	17.10
11	13.60
8	11.90
46	55.60
11.50	13.90
8	10.60
5	7.60
4	7.90
6	5.40
23	31.50
5.75	7.88
2	4.60
1	1.50
3	4.30
5	6.30
11	16.70
2.75	4.18
12	13.30
3	4.30
3	2.90
9	10.30
27	30.80
6.75	7.70
14	15.30
3	4.30
4	5.80
1	1.00
22	26.40
5.50	6.60
2	2.50
4	7.90
5	9.40
3	3.50
14	23.30
3.50	5.83

1302	1605.10
13.56	16.72

0	0.00
0.00	0.00

Immingham, Lincolnshire
Classified Junction Count

Site 9 of 9

Lockhill Road
A180 Cleethorpe Road
A16 Victoria Street North
A180 Westgate

Lat/Long

lat 53.574815° lon -0.080175°

Date

Wednesday 24 April 2019

Weather

Sunny Intervals
Temp: 15°C

0000 - 2400 (Wednesday 24H Session)

Movement 9.5: Left from A180 Cleethorpe Road to A16 Victoria Street North								
TIME	P/CYCLE	M/CYCLE	CAR	TAXI	LGV	OGV1	OGV2	BUS/COACH
0000 - 0015	0	0	2	0	0	0	0	0
0015 - 0030	0	0	1	0	0	0	0	0
0030 - 0045	0	0	2	0	1	0	0	0
0045 - 0100	0	0	3	0	0	0	0	0
Hourly Total	0	0	8	0	1	0	0	0
Hourly Average	0.00	0.00	2.00	0.00	0.25	0.00	0.00	0.00
0100 - 0115	0	0	0	0	0	0	0	0
0115 - 0130	0	0	0	0	0	0	0	0
0130 - 0145	0	0	0	0	0	0	0	0
0145 - 0200	0	0	1	0	0	0	0	0
Hourly Total	0	0	1	0	0	0	0	0
Hourly Average	0.00	0.00	0.25	0.00	0.00	0.00	0.00	0.00
0200 - 0215	0	0	2	0	0	0	0	0
0215 - 0230	0	0	0	0	0	0	0	0
0230 - 0245	0	0	1	0	0	0	0	0
0245 - 0300	0	0	1	0	0	0	0	0
Hourly Total	0	0	4	0	0	0	0	0
Hourly Average	0.00	0.00	1.00	0.00	0.00	0.00	0.00	0.00
0300 - 0315	0	0	2	0	0	0	0	0
0315 - 0330	0	0	0	0	0	0	0	0
0330 - 0345	0	0	1	0	2	0	0	0
0345 - 0400	0	0	3	0	0	0	0	0
Hourly Total	0	0	6	0	2	0	0	0
Hourly Average	0.00	0.00	1.50	0.00	0.50	0.00	0.00	0.00
0400 - 0415	0	0	1	0	1	0	0	0
0415 - 0430	0	0	3	0	0	0	0	0
0430 - 0445	0	0	9	0	2	1	0	1
0445 - 0500	0	0	4	0	4	0	0	0
Hourly Total	0	0	17	0	7	1	0	1
Hourly Average	0.00	0.00	4.25	0.00	1.75	0.25	0.00	0.25
0500 - 0515	0	0	4	0	2	0	0	0
0515 - 0530	0	0	4	0	2	0	0	0
0530 - 0545	0	0	10	0	2	0	0	0
0545 - 0600	0	0	11	0	0	0	0	0
Hourly Total	0	0	29	0	6	0	0	0
Hourly Average	0.00	0.00	7.25	0.00	1.50	0.00	0.00	0.00
0600 - 0615	0	0	6	0	1	1	0	1
0615 - 0630	0	0	13	0	3	0	0	0
0630 - 0645	0	0	11	0	1	0	1	0
0645 - 0700	0	0	9	0	3	0	0	0
Hourly Total	0	0	39	0	8	1	1	1
Hourly Average	0.00	0.00	9.75	0.00	2.00	0.25	0.25	0.25
0700 - 0715	0	0	21	0	1	1	0	1
0715 - 0730	0	0	29	0	4	0	0	0
0730 - 0745	0	1	35	0	3	1	0	1
0745 - 0800	0	0	57	0	14	0	1	0
Hourly Total	0	1	142	0	22	2	1	2
Hourly Average	0.00	0.25	35.50	0.00	5.50	0.50	0.25	0.50
0800 - 0815	0	1	57	0	10	2	0	1
0815 - 0830	0	0	65	0	15	3	0	0
0830 - 0845	0	0	68	0	8	0	0	2
0845 - 0900	0	0	71	0	6	2	3	0
Hourly Total	0	1	261	0	39	7	3	3
Hourly Average	0.00	0.25	65.25	0.00	9.75	1.75	0.75	0.75
0900 - 0915	0	0	59	0	7	3	0	1
0915 - 0930	0	0	38	0	4	0	0	0

0930 - 0945	0	3	55	0	4	3	0	1
0945 - 1000	0	0	55	0	4	1	0	0
Hourly Total	0	3	207	0	19	7	0	2
Hourly Average	0.00	0.75	51.75	0.00	4.75	1.75	0.00	0.50
1000 - 1015	0	0	57	0	8	3	0	1
1015 - 1030	0	0	50	0	6	2	0	0
1030 - 1045	0	1	63	0	3	1	0	1
1045 - 1100	0	2	62	0	5	1	0	1
Hourly Total	0	3	232	0	22	7	0	3
Hourly Average	0.00	0.75	58.00	0.00	5.50	1.75	0.00	0.75
1100 - 1115	1	1	68	0	6	1	0	0
1115 - 1130	0	0	69	1	6	2	2	0
1130 - 1145	0	0	61	0	4	2	0	1
1145 - 1200	0	0	46	0	12	2	1	0
Hourly Total	1	1	244	1	28	7	3	1
Hourly Average	0.25	0.25	61.00	0.25	7.00	1.75	0.75	0.25
1200 - 1215	0	3	70	0	7	1	1	1
1215 - 1230	0	1	48	0	10	1	0	0
1230 - 1245	0	3	58	0	10	0	0	1
1245 - 1300	1	0	64	1	9	1	0	0
Hourly Total	1	7	240	1	36	3	1	2
Hourly Average	0.25	1.75	60.00	0.25	9.00	0.75	0.25	0.50
1300 - 1315	0	0	60	1	9	0	0	1
1315 - 1330	0	0	89	0	7	0	0	0
1330 - 1345	1	2	75	0	9	2	0	1
1345 - 1400	0	0	70	0	10	1	0	0
Hourly Total	1	2	294	1	35	3	0	2
Hourly Average	0.25	0.50	73.50	0.25	8.75	0.75	0.00	0.50
1400 - 1415	0	0	72	0	14	0	0	1
1415 - 1430	0	2	77	1	15	1	0	0
1430 - 1445	0	0	55	0	11	2	0	1
1445 - 1500	0	1	61	0	17	1	1	0
Hourly Total	0	3	265	1	57	4	1	2
Hourly Average	0.00	0.75	66.25	0.25	14.25	1.00	0.25	0.50
1500 - 1515	0	2	65	0	8	0	0	1
1515 - 1530	0	0	49	0	7	0	1	0
1530 - 1545	1	1	64	1	4	1	0	1
1545 - 1600	0	0	70	2	6	0	0	0
Hourly Total	1	3	248	3	25	1	1	2
Hourly Average	0.25	0.75	62.00	0.75	6.25	0.25	0.25	0.50
1600 - 1615	0	0	55	0	7	0	0	1
1615 - 1630	1	0	59	1	6	0	0	0
1630 - 1645	0	0	51	2	12	0	0	1
1645 - 1700	0	0	66	2	9	0	0	0
Hourly Total	1	0	231	5	34	0	0	2
Hourly Average	0.25	0.00	57.75	1.25	8.50	0.00	0.00	0.50
1700 - 1715	0	1	61	1	3	0	0	1
1715 - 1730	0	0	44	1	7	0	0	0
1730 - 1745	0	0	49	1	7	1	0	0
1745 - 1800	0	0	33	1	5	0	0	1
Hourly Total	0	1	187	4	22	1	0	2
Hourly Average	0.00	0.25	46.75	1.00	5.50	0.25	0.00	0.50
1800 - 1815	1	0	38	0	1	0	0	1
1815 - 1830	1	0	37	0	5	0	0	1
1830 - 1845	0	0	35	0	2	0	0	1
1845 - 1900	0	0	37	0	0	0	0	0
Hourly Total	2	0	147	0	8	0	0	3
Hourly Average	0.50	0.00	36.75	0.00	2.00	0.00	0.00	0.75
1900 - 1915	0	0	33	0	2	0	0	1
1915 - 1930	0	0	25	0	1	0	0	0
1930 - 1945	0	0	32	0	3	0	0	1
1945 - 2000	0	0	27	0	1	0	0	0
Hourly Total	0	0	117	0	7	0	0	2
Hourly Average	0.00	0.00	29.25	0.00	1.75	0.00	0.00	0.50
2000 - 2015	0	0	23	0	3	0	0	2
2015 - 2030	0	0	14	0	3	0	0	0
2030 - 2045	0	0	8	0	0	0	0	1
2045 - 2100	0	0	16	0	0	0	0	0
Hourly Total	0	0	61	0	6	0	0	3
Hourly Average	0.00	0.00	15.25	0.00	1.50	0.00	0.00	0.75
2100 - 2115	0	0	11	0	2	0	0	3
2115 - 2130	0	0	17	0	0	0	0	0
2130 - 2145	0	0	16	0	1	0	0	1
2145 - 2200	0	0	8	0	3	0	0	0
Hourly Total	0	0	52	0	6	0	0	4
Hourly Average	0.00	0.00	13.00	0.00	1.50	0.00	0.00	1.00
2200 - 2215	0	0	11	0	0	0	0	1
2215 - 2230	0	0	7	0	0	0	0	0
2230 - 2245	0	0	6	0	0	0	0	1
2245 - 2300	0	0	6	0	0	0	0	0
Hourly Total	0	0	30	0	0	0	0	2
Hourly Average	0.00	0.00	7.50	0.00	0.00	0.00	0.00	0.50
2300 - 2315	0	0	4	0	1	0	0	1

2315 - 2330	0	0	4	0	0	0	0	0
2330 - 2345	0	0	4	0	0	0	0	1
2345 - 0000	0	0	3	0	0	0	0	0
Hourly Total	0	0	15	0	1	0	0	2
Hourly Average	0.00	0.00	3.75	0.00	0.25	0.00	0.00	0.50

Session Total	7	25	3077	16	391	44	11	41
Session Average	0.07	0.26	32.05	0.17	4.07	0.46	0.11	0.43

Date
Thursday 25 April 2019

Weather
Sunny Intervals
Temp: 12°C

0000 - 2400 (Thursday 24H Session)

TIME	Movement 9.5: Left from A180 Cleethorpe Road to A16 Victoria Street North							
	P/CYCLE	M/CYCLE	CAR	TAXI	LGV	OGV1	OGV2	BUS/COACH
0000 - 0015	0	0	4	0	0	0	0	0
0015 - 0030	0	0	1	0	0	0	0	0
0030 - 0045	0	0	0	0	0	0	0	0
0045 - 0100	0	0	2	0	0	0	0	0
Hourly Total	0	0	7	0	0	0	0	0
Hourly Average	0.00	0.00	1.75	0.00	0.00	0.00	0.00	0.00
0100 - 0115	0	0	1	0	0	0	0	0
0115 - 0130	0	0	3	0	0	0	0	0
0130 - 0145	0	0	1	0	0	0	0	0
0145 - 0200	0	0	1	0	0	0	0	0
Hourly Total	0	0	6	0	0	0	0	0
Hourly Average	0.00	0.00	1.50	0.00	0.00	0.00	0.00	0.00
0200 - 0215	0	0	1	0	0	0	0	0
0215 - 0230	0	0	0	0	0	0	0	0
0230 - 0245	0	0	1	0	0	0	0	0
0245 - 0300	0	0	2	0	0	0	0	0
Hourly Total	0	0	4	0	0	0	0	0
Hourly Average	0.00	0.00	1.00	0.00	0.00	0.00	0.00	0.00
0300 - 0315	0	0	1	0	0	0	0	0
0315 - 0330	0	0	1	0	0	0	0	0
0330 - 0345	0	0	3	0	0	0	0	0
0345 - 0400	0	0	3	0	0	0	0	0
Hourly Total	0	0	8	0	0	0	0	0
Hourly Average	0.00	0.00	2.00	0.00	0.00	0.00	0.00	0.00
0400 - 0415	0	0	0	0	0	0	0	0
0415 - 0430	0	0	2	0	0	0	0	0
0430 - 0445	0	0	5	0	0	0	0	0
0445 - 0500	0	0	2	0	0	0	0	1
Hourly Total	0	0	9	0	0	0	0	1
Hourly Average	0.00	0.00	2.25	0.00	0.00	0.00	0.00	0.25
0500 - 0515	0	0	4	0	1	0	1	0
0515 - 0530	0	1	5	0	1	0	0	0
0530 - 0545	0	0	9	0	3	0	0	0
0545 - 0600	0	1	7	0	3	0	0	0
Hourly Total	0	2	25	0	8	0	1	0
Hourly Average	0.00	0.50	6.25	0.00	2.00	0.00	0.25	0.00
0600 - 0615	0	1	14	0	3	0	0	0
0615 - 0630	1	0	9	0	1	0	0	0
0630 - 0645	0	0	10	0	2	0	0	0
0645 - 0700	0	0	25	0	2	1	0	0
Hourly Total	1	1	58	0	8	1	0	0
Hourly Average	0.25	0.25	14.50	0.00	2.00	0.25	0.00	0.00
0700 - 0715	0	1	15	0	4	1	2	1
0715 - 0730	0	0	22	0	8	2	0	0
0730 - 0745	0	0	37	0	5	0	0	1
0745 - 0800	0	0	57	0	8	0	0	1
Hourly Total	0	1	131	0	25	3	2	3
Hourly Average	0.00	0.25	32.75	0.00	6.25	0.75	0.50	0.75
0800 - 0815	0	1	49	0	8	0	0	1
0815 - 0830	0	0	47	0	10	0	1	0
0830 - 0845	0	0	61	0	11	0	0	1
0845 - 0900	0	0	64	0	7	3	0	0
Hourly Total	0	1	221	0	36	3	1	2
Hourly Average	0.00	0.25	55.25	0.00	9.00	0.75	0.25	0.50
0900 - 0915	1	0	65	0	10	0	0	1
0915 - 0930	0	0	71	0	12	1	0	0
0930 - 0945	0	0	62	0	6	1	0	1
0945 - 1000	0	0	61	0	10	1	0	0
Hourly Total	1	0	259	0	38	3	0	2
Hourly Average	0.25	0.00	64.75	0.00	9.50	0.75	0.00	0.50
1000 - 1015	0	1	61	0	10	0	0	1
1015 - 1030	0	0	74	0	4	2	0	0

1030 - 1045	0	0	72	0	8	1	2	1
1045 - 1100	0	0	74	0	13	2	0	0
Hourly Total	0	1	281	0	35	5	2	2
Hourly Average	0.00	0.25	70.25	0.00	8.75	1.25	0.50	0.50
1100 - 1115	0	0	73	0	10	2	0	1
1115 - 1130	0	0	64	0	12	0	0	0
1130 - 1145	0	1	71	0	10	2	0	1
1145 - 1200	0	1	55	2	13	0	0	0
Hourly Total	0	2	263	2	45	4	0	2
Hourly Average	0.00	0.50	65.75	0.50	11.25	1.00	0.00	0.50
1200 - 1215	0	0	65	1	7	2	1	1
1215 - 1230	0	0	66	1	11	0	0	0
1230 - 1245	0	0	74	1	4	1	0	1
1245 - 1300	0	1	69	1	3	0	0	1
Hourly Total	0	1	274	4	25	3	1	3
Hourly Average	0.00	0.25	68.50	1.00	6.25	0.75	0.25	0.75
1300 - 1315	0	0	58	1	6	0	0	0
1315 - 1330	0	1	62	0	12	0	0	0
1330 - 1345	0	1	71	1	14	1	0	1
1345 - 1400	0	0	61	1	14	0	0	0
Hourly Total	0	2	252	3	46	1	0	1
Hourly Average	0.00	0.50	63.00	0.75	11.50	0.25	0.00	0.25
1400 - 1415	0	1	63	0	13	1	0	1
1415 - 1430	0	0	52	0	5	0	0	0
1430 - 1445	0	1	50	0	13	0	2	2
1445 - 1500	0	0	63	2	12	1	0	0
Hourly Total	0	2	228	2	43	2	2	3
Hourly Average	0.00	0.50	57.00	0.50	10.75	0.50	0.50	0.75
1500 - 1515	0	0	53	0	9	3	0	1
1515 - 1530	0	0	59	1	7	1	0	0
1530 - 1545	0	0	56	1	7	0	0	1
1545 - 1600	0	0	68	0	7	0	0	0
Hourly Total	0	0	236	2	30	4	0	2
Hourly Average	0.00	0.00	59.00	0.50	7.50	1.00	0.00	0.50
1600 - 1615	0	0	59	0	16	2	0	1
1615 - 1630	1	0	51	1	4	0	0	0
1630 - 1645	0	1	64	2	8	0	0	1
1645 - 1700	0	0	56	1	9	0	0	0
Hourly Total	1	1	230	4	37	2	0	2
Hourly Average	0.25	0.25	57.50	1.00	9.25	0.50	0.00	0.50
1700 - 1715	0	0	54	2	5	0	0	0
1715 - 1730	0	0	57	1	9	0	0	1
1730 - 1745	0	0	58	1	10	0	0	1
1745 - 1800	0	0	38	0	2	0	0	0
Hourly Total	0	0	207	4	26	0	0	2
Hourly Average	0.00	0.00	51.75	1.00	6.50	0.00	0.00	0.50
1800 - 1815	0	0	37	1	3	0	0	1
1815 - 1830	0	0	38	0	1	0	0	1
1830 - 1845	0	0	24	0	2	0	2	1
1845 - 1900	0	0	31	0	2	0	0	1
Hourly Total	0	0	130	1	8	0	2	4
Hourly Average	0.00	0.00	32.50	0.25	2.00	0.00	0.50	1.00
1900 - 1915	0	0	32	0	0	0	0	1
1915 - 1930	0	0	28	0	3	0	0	0
1930 - 1945	0	0	21	0	1	0	0	1
1945 - 2000	1	0	20	0	4	0	0	0
Hourly Total	1	0	101	0	8	0	0	2
Hourly Average	0.25	0.00	25.25	0.00	2.00	0.00	0.00	0.50
2000 - 2015	0	0	21	0	4	0	0	2
2015 - 2030	0	1	21	0	0	0	0	0
2030 - 2045	0	0	14	0	1	0	0	1
2045 - 2100	0	0	15	0	0	0	0	0
Hourly Total	0	1	71	0	5	0	0	3
Hourly Average	0.00	0.25	17.75	0.00	1.25	0.00	0.00	0.75
2100 - 2115	0	0	17	0	2	0	1	1
2115 - 2130	0	0	21	1	0	0	0	0
2130 - 2145	0	1	13	0	1	0	0	1
2145 - 2200	0	0	12	0	1	0	0	0
Hourly Total	0	1	63	1	4	0	1	2
Hourly Average	0.00	0.25	15.75	0.25	1.00	0.00	0.25	0.50
2200 - 2215	0	0	9	0	1	0	0	1
2215 - 2230	0	0	11	0	2	0	0	0
2230 - 2245	0	0	7	0	2	0	0	1
2245 - 2300	0	0	5	0	2	0	0	0
Hourly Total	0	0	32	0	7	0	0	2
Hourly Average	0.00	0.00	8.00	0.00	1.75	0.00	0.00	0.50
2300 - 2315	0	0	5	0	0	0	0	1
2315 - 2330	0	0	12	0	0	0	0	0
2330 - 2345	0	0	5	0	0	0	0	1
2345 - 0000	0	0	3	0	0	0	0	0
Hourly Total	0	0	25	0	0	0	0	2
Hourly Average	0.00	0.00	6.25	0.00	0.00	0.00	0.00	0.50

Session Total	4	16	3121	23	434	31	12	40
Session Average	0.04	0.17	32.51	0.24	4.52	0.32	0.13	0.42

Original Data	
TOTAL	PCU TOTAL
2	2.00
1	1.00
3	3.00
3	3.00
9	9.00
2.25	2.25
0	0.00
0	0.00
0	0.00
1	1.00
1	1.00
0.25	0.25
2	2.00
0	0.00
1	1.00
1	1.00
4	4.00
1.00	1.00
2	2.00
0	0.00
3	3.00
3	3.00
8	8.00
2.00	2.00
2	2.00
3	3.00
13	14.50
8	8.00
26	27.50
6.50	6.88
6	6.00
6	6.00
12	12.00
11	11.00
35	35.00
8.75	8.75
9	10.50
16	16.00
13	14.30
12	12.00
50	52.80
12.50	13.20
24	25.50
33	33.00
41	41.90
72	73.30
170	173.70
42.50	43.43
71	72.40
83	84.50
78	80.00
82	86.90
314	323.80
78.50	80.95
70	72.50
42	42.00

66	66.70
60	60.50
238	241.70
59.50	60.43
69	71.50
58	59.00
69	69.90
71	71.30
267	271.70
66.75	67.93
77	76.10
80	83.60
68	70.00
61	63.30
286	293.00
71.50	73.25
83	84.00
60	59.90
72	71.20
76	75.70
291	290.80
72.75	72.70
71	72.00
96	96.00
90	90.00
81	81.50
338	339.50
84.50	84.88
87	88.00
96	95.30
69	71.00
81	82.20
333	336.50
83.25	84.13
76	75.80
57	58.30
73	73.10
78	78.00
284	285.20
71.00	71.30
63	64.00
67	66.20
66	67.00
77	77.00
273	274.20
68.25	68.55
67	67.40
52	52.00
58	58.50
40	41.00
217	218.90
54.25	54.73
41	41.20
44	44.20
38	39.00
37	37.00
160	161.40
40.00	40.35
36	37.00
26	26.00
36	37.00
28	28.00
126	128.00
31.50	32.00
28	30.00
17	17.00
9	10.00
16	16.00
70	73.00
17.50	18.25
16	19.00
17	17.00
18	19.00
11	11.00
62	66.00
15.50	16.50
12	13.00
7	7.00
7	8.00
6	6.00
32	34.00
8.00	8.50
6	7.00

4	4.00
5	6.00
3	3.00
18	20.00
4.50	5.00

3612	3668.70
37.63	38.22

Original Data	
TOTAL	PCU TOTAL
4	4.00
1	1.00
0	0.00
2	2.00
7	7.00
1.75	1.75
1	1.00
3	3.00
1	1.00
1	1.00
6	6.00
1.50	1.50
1	1.00
0	0.00
1	1.00
2	2.00
4	4.00
1.00	1.00
1	1.00
1	1.00
3	3.00
3	3.00
8	8.00
2.00	2.00
0	0.00
2	2.00
5	5.00
3	4.00
10	11.00
2.50	2.75
6	7.30
7	6.40
12	12.00
11	10.40
36	36.10
9.00	9.03
18	17.40
11	10.20
12	12.00
28	28.50
69	68.10
17.25	17.03
24	27.50
32	33.00
43	44.00
66	67.00
165	171.50
41.25	42.88
59	59.40
58	59.30
73	74.00
74	75.50
264	268.20
66.00	67.05
77	77.20
84	84.50
70	71.50
72	72.50
303	305.70
75.75	76.43
73	73.40
80	81.00

84	88.10
89	90.00
326	332.50
81.50	83.13
86	88.00
76	76.00
85	86.40
71	70.40
318	320.80
79.50	80.20
77	80.30
78	78.00
81	82.50
75	75.40
311	316.20
77.75	79.05
65	65.00
75	74.40
89	89.90
76	76.00
305	305.30
76.25	76.33
79	79.90
57	57.00
68	72.00
78	78.50
282	287.40
70.50	71.85
66	68.50
68	68.50
65	66.00
75	75.00
274	278.00
68.50	69.50
78	80.00
57	56.20
76	76.40
66	66.00
277	278.60
69.25	69.65
61	61.00
68	69.00
70	71.00
40	40.00
239	241.00
59.75	60.25
42	43.00
40	41.00
29	32.60
34	35.00
145	151.60
36.25	37.90
33	34.00
31	31.00
23	24.00
25	24.20
112	113.20
28.00	28.30
27	29.00
22	21.40
16	17.00
15	15.00
80	82.40
20.00	20.60
21	23.30
22	22.00
16	16.40
13	13.00
72	74.70
18.00	18.68
11	12.00
13	13.00
10	11.00
7	7.00
41	43.00
10.25	10.75
6	7.00
12	12.00
6	7.00
3	3.00
27	29.00
6.75	7.25

3681	3739.30
38.34	38.95

Immingham, Lincolnshire
Classified Junction Count

Site 9 of 9

Lockhill Road
A180 Cleethorpe Road
A16 Victoria Street North
A180 Westgate

Lat/Long

lat 53.574815° lon -0.080175°

Date

Wednesday 24 April 2019

Weather

Sunny Intervals
Temp: 15°C

0000 - 2400 (Wednesday 24H Session)

Movement 9.6: Westbound from A180 Cleethorpe Road to A180 Westgate								
TIME	P/CYCLE	M/CYCLE	CAR	TAXI	LGV	OGV1	OGV2	BUS/COACH
0000 - 0015	0	0	13	0	0	0	1	0
0015 - 0030	0	0	15	0	0	0	0	0
0030 - 0045	0	0	8	0	1	1	1	0
0045 - 0100	0	0	5	0	1	0	0	0
Hourly Total	0	0	41	0	2	1	2	0
Hourly Average	0.00	0.00	10.25	0.00	0.50	0.25	0.50	0.00
0100 - 0115	0	1	6	0	1	0	1	0
0115 - 0130	0	0	9	0	0	1	0	0
0130 - 0145	0	0	6	0	1	0	1	0
0145 - 0200	0	0	5	0	1	0	0	0
Hourly Total	0	1	26	0	3	1	2	0
Hourly Average	0.00	0.25	6.50	0.00	0.75	0.25	0.50	0.00
0200 - 0215	0	0	8	0	3	0	0	0
0215 - 0230	0	0	7	0	3	0	2	0
0230 - 0245	0	0	6	0	2	0	1	0
0245 - 0300	0	0	8	0	2	0	1	0
Hourly Total	0	0	29	0	10	0	4	0
Hourly Average	0.00	0.00	7.25	0.00	2.50	0.00	1.00	0.00
0300 - 0315	0	0	10	0	1	0	0	0
0315 - 0330	0	0	10	0	2	0	1	0
0330 - 0345	0	0	14	0	0	0	0	0
0345 - 0400	0	0	14	0	1	0	1	0
Hourly Total	0	0	48	0	4	0	2	0
Hourly Average	0.00	0.00	12.00	0.00	1.00	0.00	0.50	0.00
0400 - 0415	0	0	21	0	2	0	0	0
0415 - 0430	0	0	25	0	2	1	1	0
0430 - 0445	0	0	34	0	6	1	0	0
0445 - 0500	0	0	47	0	5	0	1	0
Hourly Total	0	0	127	0	15	2	2	0
Hourly Average	0.00	0.00	31.75	0.00	3.75	0.50	0.50	0.00
0500 - 0515	0	3	81	0	10	0	1	0
0515 - 0530	0	2	125	0	11	1	0	0
0530 - 0545	0	2	185	0	13	1	1	0
0545 - 0600	0	3	144	0	15	0	1	0
Hourly Total	0	10	535	0	49	2	3	0
Hourly Average	0.00	2.50	133.75	0.00	12.25	0.50	0.75	0.00
0600 - 0615	0	3	141	0	28	5	2	1
0615 - 0630	0	3	147	0	27	4	2	0
0630 - 0645	0	2	195	0	29	3	1	1
0645 - 0700	0	2	242	0	30	1	3	0
Hourly Total	0	10	725	0	114	13	8	2
Hourly Average	0.00	2.50	181.25	0.00	28.50	3.25	2.00	0.50
0700 - 0715	0	2	267	1	42	1	1	0
0715 - 0730	0	2	297	0	41	2	2	0
0730 - 0745	0	2	292	0	39	2	2	0
0745 - 0800	0	2	327	0	38	2	1	0
Hourly Total	0	8	1183	1	160	7	6	0
Hourly Average	0.00	2.00	295.75	0.25	40.00	1.75	1.50	0.00
0800 - 0815	0	1	235	0	54	4	3	0
0815 - 0830	0	1	234	0	40	3	3	0
0830 - 0845	0	1	197	0	43	3	3	0
0845 - 0900	0	2	147	0	49	5	2	0
Hourly Total	0	5	813	0	186	15	11	0
Hourly Average	0.00	1.25	203.25	0.00	46.50	3.75	2.75	0.00
0900 - 0915	0	2	125	0	25	9	4	1
0915 - 0930	0	2	132	0	29	8	4	1

0930 - 0945	0	2	117	0	24	9	4	1
0945 - 1000	0	2	107	0	40	9	3	1
Hourly Total	0	8	481	0	118	35	15	4
Hourly Average	0.00	2.00	120.25	0.00	29.50	8.75	3.75	1.00
1000 - 1015	0	0	121	0	45	3	4	0
1015 - 1030	0	0	116	0	21	6	2	0
1030 - 1045	0	1	132	0	32	6	3	1
1045 - 1100	0	0	119	0	23	5	1	0
Hourly Total	0	1	488	0	121	20	10	1
Hourly Average	0.00	0.25	122.00	0.00	30.25	5.00	2.50	0.25
1100 - 1115	0	2	108	0	14	3	3	0
1115 - 1130	0	2	111	0	32	4	3	0
1130 - 1145	0	2	124	0	31	6	2	0
1145 - 1200	0	2	119	0	47	5	3	1
Hourly Total	0	8	462	0	124	18	11	1
Hourly Average	0.00	2.00	115.50	0.00	31.00	4.50	2.75	0.25
1200 - 1215	0	0	121	1	26	4	2	0
1215 - 1230	0	0	142	1	25	7	3	0
1230 - 1245	0	1	145	2	32	7	2	0
1245 - 1300	0	1	125	1	45	6	3	0
Hourly Total	0	2	533	5	128	24	10	0
Hourly Average	0.00	0.50	133.25	1.25	32.00	6.00	2.50	0.00
1300 - 1315	1	2	128	1	26	5	1	0
1315 - 1330	0	2	138	1	33	4	2	0
1330 - 1345	0	1	161	0	33	5	3	0
1345 - 1400	0	1	158	0	18	7	2	0
Hourly Total	1	6	585	2	110	21	8	0
Hourly Average	0.25	1.50	146.25	0.50	27.50	5.25	2.00	0.00
1400 - 1415	0	0	147	2	17	3	2	1
1415 - 1430	0	1	115	0	36	3	2	0
1430 - 1445	0	0	124	2	30	1	2	0
1445 - 1500	0	1	114	0	41	1	1	1
Hourly Total	0	2	500	4	124	8	7	2
Hourly Average	0.00	0.50	125.00	1.00	31.00	2.00	1.75	0.50
1500 - 1515	0	1	133	2	20	4	1	0
1515 - 1530	0	1	152	0	14	2	1	0
1530 - 1545	0	1	142	2	16	2	1	1
1545 - 1600	0	1	131	0	19	3	2	0
Hourly Total	0	4	558	4	69	11	5	1
Hourly Average	0.00	1.00	139.50	1.00	17.25	2.75	1.25	0.25
1600 - 1615	1	0	128	0	25	1	1	0
1615 - 1630	0	1	127	0	19	2	0	1
1630 - 1645	0	0	166	1	14	1	2	1
1645 - 1700	0	1	154	0	21	1	1	1
Hourly Total	1	2	575	1	79	5	4	3
Hourly Average	0.25	0.50	143.75	0.25	19.75	1.25	1.00	0.75
1700 - 1715	0	1	78	0	9	1	2	0
1715 - 1730	0	1	110	0	9	0	0	1
1730 - 1745	0	1	93	0	6	0	1	1
1745 - 1800	0	0	93	0	8	1	1	1
Hourly Total	0	3	374	0	32	2	4	3
Hourly Average	0.00	0.75	93.50	0.00	8.00	0.50	1.00	0.75
1800 - 1815	0	0	100	0	3	0	2	0
1815 - 1830	0	1	100	0	2	0	1	0
1830 - 1845	0	0	107	0	2	0	1	0
1845 - 1900	0	0	112	1	5	1	1	0
Hourly Total	0	1	419	1	12	1	5	0
Hourly Average	0.00	0.25	104.75	0.25	3.00	0.25	1.25	0.00
1900 - 1915	1	0	116	0	8	0	1	0
1915 - 1930	1	1	97	0	7	0	0	0
1930 - 1945	1	1	83	0	8	0	1	0
1945 - 2000	0	1	77	0	9	0	0	0
Hourly Total	3	3	373	0	32	0	2	0
Hourly Average	0.75	0.75	93.25	0.00	8.00	0.00	0.50	0.00
2000 - 2015	0	1	100	0	2	0	1	0
2015 - 2030	0	0	73	0	3	0	0	0
2030 - 2045	0	1	81	0	5	1	0	0
2045 - 2100	1	2	30	0	6	0	1	0
Hourly Total	1	4	284	0	16	1	2	0
Hourly Average	0.25	1.00	71.00	0.00	4.00	0.25	0.50	0.00
2100 - 2115	0	1	65	0	3	1	0	0
2115 - 2130	0	2	72	0	2	0	1	0
2130 - 2145	0	0	67	0	2	1	0	0
2145 - 2200	0	1	38	0	2	0	0	0
Hourly Total	0	4	242	0	9	2	1	0
Hourly Average	0.00	1.00	60.50	0.00	2.25	0.50	0.25	0.00
2200 - 2215	0	0	61	0	1	0	1	0
2215 - 2230	0	0	44	0	0	1	0	0
2230 - 2245	0	0	40	0	1	0	0	0
2245 - 2300	0	0	17	0	1	0	1	0
Hourly Total	0	0	162	0	3	1	2	0
Hourly Average	0.00	0.00	40.50	0.00	0.75	0.25	0.50	0.00
2300 - 2315	0	0	21	0	0	0	1	0

2315 - 2330	0	0	24	0	1	0	0	0
2330 - 2345	0	0	11	0	1	0	1	0
2345 - 0000	0	0	10	0	0	1	0	0
Hourly Total	0	0	66	0	2	1	2	0
Hourly Average	0.00	0.00	16.50	0.00	0.50	0.25	0.50	0.00

Session Total	6	82	9629	18	1522	191	128	17
Session Average	0.06	0.85	100.30	0.19	15.85	1.99	1.33	0.18

Date
Thursday 25 April 2019

Weather
Sunny Intervals
Temp: 12°C

0000 - 2400 (Thursday 24H Session)

Movement 9.6: Westbound from A180 Cleethorpe Road to A180 Westgate								
TIME	P/CYCLE	M/CYCLE	CAR	TAXI	LGV	OGV1	OGV2	BUS/COACH
0000 - 0015	0	0	19	0	1	0	0	0
0015 - 0030	0	0	18	0	0	0	1	0
0030 - 0045	0	0	15	0	0	0	0	0
0045 - 0100	0	1	4	0	0	0	0	0
Hourly Total	0	1	56	0	1	0	1	0
Hourly Average	0.00	0.25	14.00	0.00	0.25	0.00	0.25	0.00
0100 - 0115	0	0	5	0	1	0	1	0
0115 - 0130	0	0	13	0	1	0	2	0
0130 - 0145	0	0	13	0	1	1	0	0
0145 - 0200	0	0	6	0	0	1	0	0
Hourly Total	0	0	37	0	3	2	3	0
Hourly Average	0.00	0.00	9.25	0.00	0.75	0.50	0.75	0.00
0200 - 0215	0	0	7	0	0	0	2	0
0215 - 0230	0	0	5	0	1	1	0	0
0230 - 0245	0	1	7	0	0	0	0	0
0245 - 0300	0	1	8	0	3	0	1	0
Hourly Total	0	2	27	0	4	1	3	0
Hourly Average	0.00	0.50	6.75	0.00	1.00	0.25	0.75	0.00
0300 - 0315	1	0	23	0	1	0	0	0
0315 - 0330	1	0	21	0	1	0	0	0
0330 - 0345	0	0	27	0	2	0	1	0
0345 - 0400	0	0	19	0	2	0	0	0
Hourly Total	2	0	90	0	6	0	1	0
Hourly Average	0.50	0.00	22.50	0.00	1.50	0.00	0.25	0.00
0400 - 0415	0	0	13	0	2	0	0	0
0415 - 0430	0	0	24	0	6	0	0	0
0430 - 0445	0	2	39	0	3	1	2	0
0445 - 0500	2	0	41	0	1	0	1	0
Hourly Total	2	2	117	0	12	1	3	0
Hourly Average	0.50	0.50	29.25	0.00	3.00	0.25	0.75	0.00
0500 - 0515	0	1	89	1	7	0	2	0
0515 - 0530	1	2	120	2	8	2	0	0
0530 - 0545	3	4	175	2	13	0	1	0
0545 - 0600	1	3	129	2	14	1	0	0
Hourly Total	5	10	513	7	42	3	3	0
Hourly Average	1.25	2.50	128.25	1.75	10.50	0.75	0.75	0.00
0600 - 0615	0	2	106	0	11	0	4	0
0615 - 0630	1	3	147	0	22	1	3	1
0630 - 0645	0	1	199	2	43	1	1	0
0645 - 0700	0	3	285	3	39	2	2	0
Hourly Total	1	9	737	5	115	4	10	1
Hourly Average	0.25	2.25	184.25	1.25	28.75	1.00	2.50	0.25
0700 - 0715	1	0	233	0	33	3	1	0
0715 - 0730	1	2	280	2	51	3	3	1
0730 - 0745	0	2	288	3	53	1	0	0
0745 - 0800	1	3	291	1	50	6	2	1
Hourly Total	3	7	1092	6	187	13	6	2
Hourly Average	0.75	1.75	273.00	1.50	46.75	3.25	1.50	0.50
0800 - 0815	0	2	210	2	48	9	3	0
0815 - 0830	0	2	200	3	54	9	1	0
0830 - 0845	0	2	169	0	45	3	2	1
0845 - 0900	0	0	148	3	53	4	5	0
Hourly Total	0	6	727	8	200	25	11	1
Hourly Average	0.00	1.50	181.75	2.00	50.00	6.25	2.75	0.25
0900 - 0915	0	0	126	3	45	4	2	0
0915 - 0930	0	1	126	1	37	4	2	0
0930 - 0945	0	0	110	7	50	11	4	0
0945 - 1000	0	1	137	2	19	12	2	0
Hourly Total	0	2	499	13	151	31	10	0
Hourly Average	0.00	0.50	124.75	3.25	37.75	7.75	2.50	0.00
1000 - 1015	0	0	130	3	31	2	3	0
1015 - 1030	0	0	134	4	35	10	0	1

1030 - 1045	0	0	128	4	31	2	1	0
1045 - 1100	0	3	80	5	34	12	0	1
Hourly Total	0	3	472	16	131	26	4	2
Hourly Average	0.00	0.75	118.00	4.00	32.75	6.50	1.00	0.50
1100 - 1115	0	0	140	3	27	6	4	0
1115 - 1130	0	2	99	4	43	4	4	0
1130 - 1145	0	2	105	4	35	3	1	0
1145 - 1200	0	0	102	4	56	1	5	0
Hourly Total	0	4	446	15	161	14	14	0
Hourly Average	0.00	1.00	111.50	3.75	40.25	3.50	3.50	0.00
1200 - 1215	0	0	108	6	44	6	4	0
1215 - 1230	0	4	101	1	40	9	2	0
1230 - 1245	0	0	120	4	32	5	3	0
1245 - 1300	2	0	141	1	41	8	2	0
Hourly Total	2	4	470	12	157	28	11	0
Hourly Average	0.50	1.00	117.50	3.00	39.25	7.00	2.75	0.00
1300 - 1315	0	4	131	9	41	3	2	0
1315 - 1330	0	1	155	6	39	6	3	0
1330 - 1345	1	1	123	7	34	5	5	0
1345 - 1400	0	1	176	1	27	1	0	0
Hourly Total	1	7	585	23	141	15	10	0
Hourly Average	0.25	1.75	146.25	5.75	35.25	3.75	2.50	0.00
1400 - 1415	0	1	117	2	15	7	0	0
1415 - 1430	0	1	130	2	23	6	7	0
1430 - 1445	0	1	148	1	39	2	1	3
1445 - 1500	0	0	150	7	40	5	0	1
Hourly Total	0	3	545	12	117	20	8	4
Hourly Average	0.00	0.75	136.25	3.00	29.25	5.00	2.00	1.00
1500 - 1515	0	0	155	2	32	2	2	0
1515 - 1530	0	0	131	5	36	2	1	0
1530 - 1545	0	1	137	2	22	4	0	0
1545 - 1600	0	0	119	1	25	2	2	1
Hourly Total	0	1	542	10	115	10	5	1
Hourly Average	0.00	0.25	135.50	2.50	28.75	2.50	1.25	0.25
1600 - 1615	0	2	185	0	43	4	3	0
1615 - 1630	0	0	113	0	33	1	1	0
1630 - 1645	0	1	168	4	14	1	0	1
1645 - 1700	0	1	124	0	32	3	3	2
Hourly Total	0	4	590	4	122	9	7	3
Hourly Average	0.00	1.00	147.50	1.00	30.50	2.25	1.75	0.75
1700 - 1715	0	4	142	0	29	4	0	0
1715 - 1730	0	1	202	1	15	0	0	1
1730 - 1745	0	0	152	6	14	0	2	0
1745 - 1800	0	0	162	0	14	0	0	0
Hourly Total	0	5	658	7	72	4	2	1
Hourly Average	0.00	1.25	164.50	1.75	18.00	1.00	0.50	0.25
1800 - 1815	0	1	156	2	9	2	1	0
1815 - 1830	0	0	109	2	11	3	0	0
1830 - 1845	0	0	109	3	4	1	3	0
1845 - 1900	0	1	59	2	6	0	1	0
Hourly Total	0	2	433	9	30	6	5	0
Hourly Average	0.00	0.50	108.25	2.25	7.50	1.50	1.25	0.00
1900 - 1915	1	1	109	4	8	1	2	0
1915 - 1930	0	0	88	0	9	0	1	0
1930 - 1945	0	0	77	1	9	0	0	0
1945 - 2000	2	0	61	1	3	0	0	0
Hourly Total	3	1	335	6	29	1	3	0
Hourly Average	0.75	0.25	83.75	1.50	7.25	0.25	0.75	0.00
2000 - 2015	0	0	78	0	2	0	0	0
2015 - 2030	0	2	77	0	5	1	1	0
2030 - 2045	0	0	61	0	2	1	0	0
2045 - 2100	0	1	66	2	3	0	2	0
Hourly Total	0	3	282	2	12	2	3	0
Hourly Average	0.00	0.75	70.50	0.50	3.00	0.50	0.75	0.00
2100 - 2115	0	1	61	0	10	0	1	0
2115 - 2130	0	1	88	0	2	0	1	0
2130 - 2145	0	0	69	0	1	0	1	0
2145 - 2200	0	0	70	0	1	0	0	0
Hourly Total	0	2	288	0	14	0	3	0
Hourly Average	0.00	0.50	72.00	0.00	3.50	0.00	0.75	0.00
2200 - 2215	0	0	60	1	2	0	1	0
2215 - 2230	0	1	49	1	3	0	1	0
2230 - 2245	0	0	40	1	3	0	0	0
2245 - 2300	0	0	26	0	1	0	1	0
Hourly Total	0	1	175	3	9	0	3	0
Hourly Average	0.00	0.25	43.75	0.75	2.25	0.00	0.75	0.00
2300 - 2315	0	0	20	1	1	0	0	0
2315 - 2330	0	0	33	1	1	0	1	0
2330 - 2345	0	0	27	0	0	0	1	0
2345 - 0000	0	0	15	0	1	0	0	0
Hourly Total	0	0	95	2	3	0	2	0
Hourly Average	0.00	0.00	23.75	0.50	0.75	0.00	0.50	0.00

Session Total	19	79	9811	160	1834	215	131	15
Session Average	0.20	0.82	102.20	1.67	19.10	2.24	1.36	0.16

Original Data	
TOTAL	PCU TOTAL
14	15.30
15	15.00
11	12.80
6	6.00
46	49.10
11.50	12.28
9	9.70
10	10.50
8	9.30
6	6.00
33	35.50
8.25	8.88
11	11.00
12	14.60
9	10.30
11	12.30
43	48.20
10.75	12.05
11	11.00
13	14.30
14	14.00
16	17.30
54	56.60
13.50	14.15
23	23.00
29	30.80
41	41.50
53	54.30
146	149.60
36.50	37.40
95	94.50
139	138.30
202	202.60
163	162.50
599	597.90
149.75	149.48
180	184.30
183	185.80
231	233.60
278	281.20
872	884.90
218.00	221.23
314	314.60
344	346.40
337	339.40
370	371.10
1365	1371.50
341.25	342.88
297	302.30
281	285.80
247	251.80
205	208.90
1030	1048.80
257.50	262.20
166	175.50
176	185.00

157	166.50
162	170.20
661	697.20
165.25	174.30
173	179.70
145	150.60
175	182.30
148	151.80
641	664.40
160.25	166.10
130	134.20
152	156.70
165	169.40
177	183.20
624	643.50
156.00	160.88
154	158.60
178	185.40
189	194.50
181	187.30
702	725.80
175.50	181.45
164	165.80
180	183.40
203	208.80
186	191.50
733	749.50
183.25	187.38
172	177.10
157	160.50
159	162.10
159	161.20
647	660.90
161.75	165.23
161	163.70
170	171.70
165	167.70
156	159.50
652	662.60
163.00	165.65
156	157.00
150	151.40
185	189.10
179	181.20
670	678.70
167.50	169.68
91	93.50
121	121.40
102	103.70
104	106.80
418	425.40
104.50	106.35
105	107.60
104	104.70
110	111.30
120	121.80
439	445.40
109.75	111.35
126	126.50
106	104.60
94	93.90
87	86.40
413	411.40
103.25	102.85
104	104.70
76	76.00
88	87.90
40	39.30
308	307.90
77.00	76.98
70	69.90
77	77.10
70	70.50
41	40.40
258	257.90
64.50	64.48
63	64.30
45	45.50
41	41.00
19	20.30
168	171.10
42.00	42.78
22	23.30

25	25.00
13	14.30
11	11.50
71	74.10
17.75	18.53

11593	11817.90
120.76	123.10

Original Data	
TOTAL	PCU TOTAL
20	20.00
19	20.30
15	15.00
5	4.40
59	59.70
14.75	14.93
7	8.30
16	18.60
15	15.50
7	7.50
45	49.90
11.25	12.48
9	11.60
7	7.50
8	7.40
13	13.70
37	40.20
9.25	10.05
25	24.20
23	22.20
30	31.30
21	21.00
99	98.70
24.75	24.68
15	15.00
30	30.00
47	48.90
45	44.70
137	138.60
34.25	34.65
100	102.00
135	134.00
198	194.50
150	147.90
583	578.40
145.75	144.60
123	127.00
178	180.80
247	248.20
334	335.80
882	891.80
220.50	222.95
271	273.00
343	347.40
347	346.30
355	359.00
1316	1325.70
329.00	331.43
274	281.20
269	273.60
222	225.90
213	221.50
978	1002.20
244.50	250.55
180	184.60
171	175.00
182	192.70
173	181.00
706	733.30
176.50	183.33
169	173.90
184	190.00

166	168.30
135	140.20
654	672.40
163.50	168.10
180	188.20
156	162.00
150	151.60
168	175.00
654	676.80
163.50	169.20
168	176.20
157	161.70
164	170.40
195	200.00
684	708.30
171.00	177.08
190	191.70
210	216.30
176	183.60
206	205.90
782	797.50
195.50	199.38
142	144.90
169	180.50
195	199.70
203	206.50
709	731.60
177.25	182.90
193	196.60
175	177.30
166	167.40
150	154.60
684	695.90
171.00	173.98
237	241.70
148	149.80
189	189.90
165	171.80
739	753.20
184.75	188.30
179	178.60
220	220.40
174	176.60
176	176.00
749	751.60
187.25	187.90
171	172.70
125	126.50
120	124.40
69	69.70
485	493.30
121.25	123.33
126	127.70
98	99.30
87	87.00
67	65.40
378	379.40
94.50	94.85
80	80.00
86	86.60
64	64.50
74	76.00
304	307.10
76.00	76.78
73	73.70
92	92.70
71	72.30
71	71.00
307	309.70
76.75	77.43
64	65.30
55	55.70
44	44.00
28	29.30
191	194.30
47.75	48.58
22	22.00
36	37.30
28	29.30
16	16.00
102	104.60
25.50	26.15

12264	12494.20
127.75	130.15

Immingham, Lincolnshire
Classified Junction Count

Site 9 of 9

Lockhill Road
A180 Cleethorpe Road
A16 Victoria Street North
A180 Westgate

Lat/Long

lat 53.574815° lon -0.080175°

Date

Wednesday 24 April 2019

Weather

Sunny Intervals
Temp: 15°C

0000 - 2400 (Wednesday 24H Session)

TIME	Movement 9.7: Right from A180 Cleethorpe Road to Lockhill Road							
	P/CYCLE	M/CYCLE	CAR	TAXI	LGV	OGV1	OGV2	BUS/COACH
0000 - 0015	0	0	0	0	0	0	0	0
0015 - 0030	0	0	0	0	0	0	0	0
0030 - 0045	0	0	0	0	0	0	0	0
0045 - 0100	0	0	0	0	0	0	0	0
Hourly Total	0	0	0	0	0	0	0	0
Hourly Average	0.00	0.00	0.00	0.00	0.00	0.00	0.00	0.00
0100 - 0115	0	0	0	0	0	0	0	0
0115 - 0130	0	0	0	0	0	0	0	0
0130 - 0145	0	0	0	0	0	0	0	0
0145 - 0200	0	0	0	0	0	0	0	0
Hourly Total	0	0	0	0	0	0	0	0
Hourly Average	0.00	0.00	0.00	0.00	0.00	0.00	0.00	0.00
0200 - 0215	0	0	0	0	0	0	0	0
0215 - 0230	0	0	0	0	0	0	0	0
0230 - 0245	0	0	0	0	0	0	0	0
0245 - 0300	0	0	0	0	0	0	0	0
Hourly Total	0	0	0	0	0	0	0	0
Hourly Average	0.00	0.00	0.00	0.00	0.00	0.00	0.00	0.00
0300 - 0315	0	0	0	0	0	0	0	0
0315 - 0330	0	0	0	0	0	0	0	0
0330 - 0345	0	0	0	0	0	0	0	0
0345 - 0400	0	0	0	0	0	0	0	0
Hourly Total	0	0	0	0	0	0	0	0
Hourly Average	0.00	0.00	0.00	0.00	0.00	0.00	0.00	0.00
0400 - 0415	0	0	0	0	0	0	0	0
0415 - 0430	0	0	0	0	0	0	0	0
0430 - 0445	0	0	0	0	0	0	0	0
0445 - 0500	0	0	0	0	1	0	0	0
Hourly Total	0	0	0	0	1	0	0	0
Hourly Average	0.00	0.00	0.00	0.00	0.25	0.00	0.00	0.00
0500 - 0515	0	0	0	0	0	0	0	0
0515 - 0530	0	0	0	0	0	0	0	0
0530 - 0545	0	0	0	0	0	0	0	0
0545 - 0600	0	0	1	0	0	0	1	0
Hourly Total	0	0	1	0	0	0	1	0
Hourly Average	0.00	0.00	0.25	0.00	0.00	0.00	0.25	0.00
0600 - 0615	0	0	0	0	0	0	0	0
0615 - 0630	0	0	1	0	0	0	0	0
0630 - 0645	0	0	0	0	0	0	0	0
0645 - 0700	0	0	0	0	0	0	0	0
Hourly Total	0	0	1	0	0	0	0	0
Hourly Average	0.00	0.00	0.25	0.00	0.00	0.00	0.00	0.00
0700 - 0715	0	0	2	0	0	0	0	0
0715 - 0730	0	0	1	0	0	0	1	0
0730 - 0745	0	0	3	0	0	0	0	0
0745 - 0800	0	0	2	0	0	0	0	0
Hourly Total	0	0	8	0	0	0	1	0
Hourly Average	0.00	0.00	2.00	0.00	0.00	0.00	0.25	0.00
0800 - 0815	0	0	2	0	2	0	0	0
0815 - 0830	0	0	6	0	1	0	1	0
0830 - 0845	0	0	0	0	0	0	0	0
0845 - 0900	0	0	1	0	2	0	0	0
Hourly Total	0	0	9	0	5	0	1	0
Hourly Average	0.00	0.00	2.25	0.00	1.25	0.00	0.25	0.00
0900 - 0915	0	0	1	0	2	0	1	0
0915 - 0930	0	0	1	0	0	0	0	0

2315 - 2330	0	0	0	0	0	0	0	0
2330 - 2345	0	0	0	0	0	0	0	0
2345 - 0000	0	0	0	0	0	0	0	0
Hourly Total	0	0	0	0	0	0	0	0
Hourly Average	0.00	0.00	0.00	0.00	0.00	0.00	0.00	0.00

Session Total	0	0	96	0	24	1	8	0
Session Average	0.00	0.00	1.00	0.00	0.25	0.01	0.08	0.00

Date
Thursday 25 April 2019

Weather
Sunny Intervals
Temp: 12°C

0000 - 2400 (Thursday 24H Session)

Movement 9.7: Right from A180 Cleethorpe Road to Lockhill Road								
TIME	P/CYCLE	M/CYCLE	CAR	TAXI	LGV	OGV1	OGV2	BUS/COACH
0000 - 0015	0	0	0	0	0	0	0	0
0015 - 0030	0	0	0	0	0	0	0	0
0030 - 0045	0	0	0	0	0	0	0	0
0045 - 0100	0	0	0	0	0	0	0	0
Hourly Total	0	0	0	0	0	0	0	0
Hourly Average	0.00	0.00	0.00	0.00	0.00	0.00	0.00	0.00
0100 - 0115	0	0	0	0	0	0	0	0
0115 - 0130	0	0	0	0	0	0	0	0
0130 - 0145	0	0	0	0	0	0	0	0
0145 - 0200	0	0	0	0	0	0	0	0
Hourly Total	0	0	0	0	0	0	0	0
Hourly Average	0.00	0.00	0.00	0.00	0.00	0.00	0.00	0.00
0200 - 0215	0	0	0	0	0	0	0	0
0215 - 0230	0	0	1	0	0	0	0	0
0230 - 0245	0	0	0	0	0	0	0	0
0245 - 0300	0	0	0	0	0	0	0	0
Hourly Total	0	0	1	0	0	0	0	0
Hourly Average	0.00	0.00	0.25	0.00	0.00	0.00	0.00	0.00
0300 - 0315	0	0	0	0	0	0	0	0
0315 - 0330	0	0	0	0	0	0	0	0
0330 - 0345	0	0	0	0	0	0	0	0
0345 - 0400	0	0	0	0	0	0	0	0
Hourly Total	0	0	0	0	0	0	0	0
Hourly Average	0.00	0.00	0.00	0.00	0.00	0.00	0.00	0.00
0400 - 0415	0	0	0	0	0	0	0	0
0415 - 0430	0	0	0	0	0	0	0	0
0430 - 0445	0	0	0	0	0	0	0	0
0445 - 0500	0	0	1	0	0	0	0	0
Hourly Total	0	0	1	0	0	0	0	0
Hourly Average	0.00	0.00	0.25	0.00	0.00	0.00	0.00	0.00
0500 - 0515	0	0	0	0	0	0	0	0
0515 - 0530	0	0	0	0	0	0	0	0
0530 - 0545	0	0	0	0	0	0	0	0
0545 - 0600	0	0	1	0	0	0	0	0
Hourly Total	0	0	1	0	0	0	0	0
Hourly Average	0.00	0.00	0.25	0.00	0.00	0.00	0.00	0.00
0600 - 0615	0	0	0	0	0	0	0	0
0615 - 0630	0	0	5	0	0	0	0	0
0630 - 0645	0	0	0	0	0	0	0	0
0645 - 0700	0	0	1	0	0	0	1	0
Hourly Total	0	0	6	0	0	0	1	0
Hourly Average	0.00	0.00	1.50	0.00	0.00	0.00	0.25	0.00
0700 - 0715	0	0	0	0	1	0	0	0
0715 - 0730	0	0	1	0	0	0	0	0
0730 - 0745	0	0	4	0	1	0	0	0
0745 - 0800	0	0	3	0	0	0	0	0
Hourly Total	0	0	8	0	2	0	0	0
Hourly Average	0.00	0.00	2.00	0.00	0.50	0.00	0.00	0.00
0800 - 0815	0	0	1	0	0	0	0	0
0815 - 0830	0	0	4	0	1	0	1	0
0830 - 0845	0	0	3	0	1	0	1	0
0845 - 0900	0	0	1	0	2	0	0	0
Hourly Total	0	0	9	0	4	0	2	0
Hourly Average	0.00	0.00	2.25	0.00	1.00	0.00	0.50	0.00
0900 - 0915	0	0	2	0	1	1	0	0
0915 - 0930	0	0	0	0	1	1	0	0
0930 - 0945	0	0	2	0	1	1	0	0
0945 - 1000	0	0	2	0	0	1	1	0
Hourly Total	0	0	6	0	3	4	1	0
Hourly Average	0.00	0.00	1.50	0.00	0.75	1.00	0.25	0.00
1000 - 1015	0	0	3	0	0	0	0	0
1015 - 1030	0	0	1	0	0	0	1	0

Session Total	0	0	106	0	28	5	7	0
Session Average	0.00	0.00	1.10	0.00	0.29	0.05	0.07	0.00

4	4.50
1	1.00
10	11.80
2.50	2.95
4	5.30
3	3.00
2	2.00
1	1.00
10	11.30
2.50	2.83
4	5.30
1	1.00
1	1.00
7	7.00
13	14.30
3.25	3.58
2	2.00
1	1.00
3	3.00
0	0.00
6	6.00
1.50	1.50
2	2.00
6	6.00
7	7.00
5	5.00
20	20.00
5.00	5.00
4	4.00
2	2.00
1	1.00
3	3.00
10	10.00
2.50	2.50
1	1.00
1	2.30
4	4.00
2	2.00
8	9.30
2.00	2.33
2	2.00
1	1.00
3	3.00
3	3.00
9	9.00
2.25	2.25
0	0.00
1	1.00
2	2.00
1	1.00
4	4.00
1.00	1.00
1	1.00
3	3.00
0	0.00
0	0.00
4	4.00
1.00	1.00
1	1.00
1	1.00
0	0.00
0	0.00
2	2.00
0.50	0.50
1	1.00
2	3.30
1	1.00
1	1.00
5	6.30
1.25	1.58
0	0.00
0	0.00
0	0.00
0	0.00
0	0.00
0.00	0.00
0	0.00
0	0.00
0	0.00
0	0.00
0	0.00
0.00	0.00
0	0.00

0	0.00
0	0.00
0	0.00
0	0.00
0.00	0.00

129	139.90
1.34	1.46

Original Data	
TOTAL	PCU TOTAL
0	0.00
0	0.00
0	0.00
0	0.00
0	0.00
0.00	0.00
0	0.00
0	0.00
0	0.00
0	0.00
0	0.00
0.00	0.00
0	0.00
1	1.00
0	0.00
0	0.00
1	1.00
0.25	0.25
0	0.00
0	0.00
0	0.00
0	0.00
0	0.00
0.00	0.00
0	0.00
0	0.00
1	1.00
1	1.00
0.25	0.25
0	0.00
0	0.00
0	0.00
1	1.00
1	1.00
0.25	0.25
0	0.00
5	5.00
0	0.00
2	3.30
7	8.30
1.75	2.08
1	1.00
1	1.00
5	5.00
3	3.00
10	10.00
2.50	2.50
1	1.00
6	7.30
5	6.30
3	3.00
15	17.60
3.75	4.40
4	4.50
2	2.50
4	4.50
4	5.80
14	17.30
3.50	4.33
3	3.00
2	3.30

146	157.60
1.52	1.64

Immingham, Lincolnshire
Classified Junction Count

Site 9 of 9

Lockhill Road
A180 Cleethorpe Road
A16 Victoria Street North
A180 Westgate

Lat/Long

lat 53.574815° lon -0.080175°

Date

Wednesday 24 April 2019

Weather

Sunny Intervals
Temp: 15°C

0000 - 2400 (Wednesday 24H Session)

TIME	Movement 9.8: U-Turn from A180 Cleethorpe Road to A180 Cleethorpe Road							
	P/CYCLE	M/CYCLE	CAR	TAXI	LGV	OGV1	OGV2	BUS/COACH
0000 - 0015	0	0	0	0	0	0	0	0
0015 - 0030	0	0	0	0	0	1	0	0
0030 - 0045	0	0	0	0	0	0	0	0
0045 - 0100	0	0	0	0	0	0	0	0
Hourly Total	0	0	0	0	0	1	0	0
Hourly Average	0.00	0.00	0.00	0.00	0.00	0.25	0.00	0.00
0100 - 0115	0	0	0	0	0	0	0	0
0115 - 0130	0	0	0	0	0	0	0	0
0130 - 0145	0	0	0	0	0	0	0	0
0145 - 0200	0	0	0	0	0	0	0	0
Hourly Total	0	0	0	0	0	0	0	0
Hourly Average	0.00	0.00	0.00	0.00	0.00	0.00	0.00	0.00
0200 - 0215	0	0	0	0	0	0	0	0
0215 - 0230	0	0	0	0	0	0	0	0
0230 - 0245	0	0	0	0	0	0	0	0
0245 - 0300	0	0	0	0	0	0	0	0
Hourly Total	0	0	0	0	0	0	0	0
Hourly Average	0.00	0.00	0.00	0.00	0.00	0.00	0.00	0.00
0300 - 0315	0	0	0	0	0	0	0	0
0315 - 0330	0	0	0	0	0	0	0	0
0330 - 0345	0	0	0	0	0	0	0	0
0345 - 0400	0	0	0	0	0	0	0	0
Hourly Total	0	0	0	0	0	0	0	0
Hourly Average	0.00	0.00	0.00	0.00	0.00	0.00	0.00	0.00
0400 - 0415	0	0	0	0	0	0	0	0
0415 - 0430	0	0	0	0	0	0	0	0
0430 - 0445	0	0	0	0	0	0	0	0
0445 - 0500	0	0	0	0	0	0	0	0
Hourly Total	0	0	0	0	0	0	0	0
Hourly Average	0.00	0.00	0.00	0.00	0.00	0.00	0.00	0.00
0500 - 0515	0	0	0	0	0	0	0	0
0515 - 0530	0	0	0	0	0	0	0	0
0530 - 0545	0	0	0	0	0	0	0	0
0545 - 0600	0	0	0	0	0	0	0	0
Hourly Total	0	0	0	0	0	0	0	0
Hourly Average	0.00	0.00	0.00	0.00	0.00	0.00	0.00	0.00
0600 - 0615	0	0	0	0	0	0	0	0
0615 - 0630	0	0	0	0	0	0	0	0
0630 - 0645	0	0	0	0	0	0	0	0
0645 - 0700	0	0	0	0	0	0	0	0
Hourly Total	0	0	0	0	0	0	0	0
Hourly Average	0.00	0.00	0.00	0.00	0.00	0.00	0.00	0.00
0700 - 0715	0	0	0	0	0	0	0	0
0715 - 0730	0	0	0	0	0	0	0	0
0730 - 0745	0	0	0	0	0	0	0	0
0745 - 0800	0	0	0	0	0	0	0	0
Hourly Total	0	0	0	0	0	0	0	0
Hourly Average	0.00	0.00	0.00	0.00	0.00	0.00	0.00	0.00
0800 - 0815	0	0	0	0	0	0	0	0
0815 - 0830	0	0	0	0	1	0	0	0
0830 - 0845	0	0	0	0	0	0	0	0
0845 - 0900	0	0	3	0	0	0	0	0
Hourly Total	0	0	3	0	1	0	0	0
Hourly Average	0.00	0.00	0.75	0.00	0.25	0.00	0.00	0.00
0900 - 0915	0	0	0	0	0	0	0	0
0915 - 0930	0	0	1	0	0	0	0	0

2315 - 2330	0	0	0	0	0	0	0	0
2330 - 2345	0	0	0	0	0	0	0	0
2345 - 0000	0	0	0	0	0	0	0	0
Hourly Total	0	0	0	0	0	0	0	0
Hourly Average	0.00	0.00	0.00	0.00	0.00	0.00	0.00	0.00

Session Total	0	1	21	0	5	3	2	0
Session Average	0.00	0.01	0.22	0.00	0.05	0.03	0.02	0.00

Date
Thursday 25 April 2019

Weather
Sunny Intervals
Temp: 12°C

0000 - 2400 (Thursday 24H Session)

Movement 9.8: U-Turn from A180 Cleethorpe Road to A180 Cleethorpe Road								
TIME	P/CYCLE	M/CYCLE	CAR	TAXI	LGV	OGV1	OGV2	BUS/COACH
0000 - 0015	0	0	0	0	0	0	0	0
0015 - 0030	0	0	0	0	0	0	0	0
0030 - 0045	0	0	1	0	0	0	0	0
0045 - 0100	0	0	0	0	0	0	0	0
Hourly Total	0	0	1	0	0	0	0	0
Hourly Average	0.00	0.00	0.25	0.00	0.00	0.00	0.00	0.00
0100 - 0115	0	0	0	0	0	0	0	0
0115 - 0130	0	0	0	0	0	0	0	0
0130 - 0145	0	0	0	0	0	0	0	0
0145 - 0200	0	0	0	0	0	0	0	0
Hourly Total	0	0	0	0	0	0	0	0
Hourly Average	0.00	0.00	0.00	0.00	0.00	0.00	0.00	0.00
0200 - 0215	0	0	0	0	0	0	0	0
0215 - 0230	0	0	0	0	0	0	0	0
0230 - 0245	0	0	0	0	0	0	0	0
0245 - 0300	0	0	0	0	0	0	0	0
Hourly Total	0	0	0	0	0	0	0	0
Hourly Average	0.00	0.00	0.00	0.00	0.00	0.00	0.00	0.00
0300 - 0315	0	0	0	0	0	0	0	0
0315 - 0330	0	0	0	0	0	0	0	0
0330 - 0345	0	0	0	0	0	0	0	0
0345 - 0400	0	0	0	0	0	0	0	0
Hourly Total	0	0	0	0	0	0	0	0
Hourly Average	0.00	0.00	0.00	0.00	0.00	0.00	0.00	0.00
0400 - 0415	0	0	0	0	0	0	0	0
0415 - 0430	0	0	0	0	0	0	0	0
0430 - 0445	0	0	0	0	0	0	0	0
0445 - 0500	0	0	0	0	1	0	0	0
Hourly Total	0	0	0	0	1	0	0	0
Hourly Average	0.00	0.00	0.00	0.00	0.25	0.00	0.00	0.00
0500 - 0515	0	0	0	0	0	0	0	0
0515 - 0530	0	0	0	0	0	0	0	0
0530 - 0545	0	0	0	0	0	0	0	0
0545 - 0600	0	0	0	0	0	0	0	0
Hourly Total	0	0	0	0	0	0	0	0
Hourly Average	0.00	0.00	0.00	0.00	0.00	0.00	0.00	0.00
0600 - 0615	0	0	0	0	0	0	0	0
0615 - 0630	0	0	0	0	0	0	0	0
0630 - 0645	0	0	0	0	0	0	0	0
0645 - 0700	0	0	0	0	0	0	0	0
Hourly Total	0	0	0	0	0	0	0	0
Hourly Average	0.00	0.00	0.00	0.00	0.00	0.00	0.00	0.00
0700 - 0715	0	0	0	0	0	0	1	0
0715 - 0730	0	0	0	0	0	0	0	0
0730 - 0745	0	0	0	0	0	0	0	0
0745 - 0800	0	0	0	0	0	0	0	0
Hourly Total	0	0	0	0	0	0	1	0
Hourly Average	0.00	0.00	0.00	0.00	0.00	0.00	0.25	0.00
0800 - 0815	0	0	0	0	0	0	0	0
0815 - 0830	0	0	1	0	0	0	0	0
0830 - 0845	0	0	0	0	0	0	0	0
0845 - 0900	0	0	2	0	1	0	0	0
Hourly Total	0	0	3	0	1	0	0	0
Hourly Average	0.00	0.00	0.75	0.00	0.25	0.00	0.00	0.00
0900 - 0915	0	0	0	0	0	0	0	0
0915 - 0930	0	0	0	0	0	1	0	0
0930 - 0945	0	0	0	0	0	0	0	0
0945 - 1000	0	0	0	0	1	0	0	0
Hourly Total	0	0	0	0	1	1	0	0
Hourly Average	0.00	0.00	0.00	0.00	0.25	0.25	0.00	0.00
1000 - 1015	0	0	0	0	0	0	0	0
1015 - 1030	0	0	0	0	1	0	0	0

1030 - 1045	0	0	1	0	0	0	0	0
1045 - 1100	0	0	2	0	1	0	0	0
Hourly Total	0	0	3	0	2	0	0	0
Hourly Average	0.00	0.00	0.75	0.00	0.50	0.00	0.00	0.00
1100 - 1115	0	0	0	0	0	0	0	0
1115 - 1130	0	0	2	0	0	0	0	0
1130 - 1145	0	0	2	0	0	1	0	0
1145 - 1200	0	0	0	0	0	0	0	0
Hourly Total	0	0	4	0	0	1	0	0
Hourly Average	0.00	0.00	1.00	0.00	0.00	0.25	0.00	0.00
1200 - 1215	0	0	1	0	0	0	0	0
1215 - 1230	0	0	5	0	0	0	0	0
1230 - 1245	0	0	1	0	0	0	0	0
1245 - 1300	0	0	2	0	0	1	0	0
Hourly Total	0	0	9	0	0	1	0	0
Hourly Average	0.00	0.00	2.25	0.00	0.00	0.25	0.00	0.00
1300 - 1315	0	0	2	0	0	0	0	0
1315 - 1330	0	0	0	0	0	0	0	0
1330 - 1345	0	0	2	0	0	0	0	0
1345 - 1400	0	0	0	0	0	0	0	0
Hourly Total	0	0	4	0	0	0	0	0
Hourly Average	0.00	0.00	1.00	0.00	0.00	0.00	0.00	0.00
1400 - 1415	0	0	1	0	0	0	0	0
1415 - 1430	0	0	1	0	0	0	0	0
1430 - 1445	0	0	0	0	0	0	0	0
1445 - 1500	0	0	1	0	0	0	0	0
Hourly Total	0	0	3	0	0	0	0	0
Hourly Average	0.00	0.00	0.75	0.00	0.00	0.00	0.00	0.00
1500 - 1515	0	0	0	0	0	0	0	0
1515 - 1530	0	0	1	0	1	0	0	0
1530 - 1545	0	0	1	0	0	0	0	0
1545 - 1600	0	0	0	0	0	0	0	0
Hourly Total	0	0	2	0	1	0	0	0
Hourly Average	0.00	0.00	0.50	0.00	0.25	0.00	0.00	0.00
1600 - 1615	0	0	0	0	0	0	0	0
1615 - 1630	0	0	0	0	0	0	0	0
1630 - 1645	0	0	1	0	0	0	0	0
1645 - 1700	0	0	0	0	0	0	0	0
Hourly Total	0	0	1	0	0	0	0	0
Hourly Average	0.00	0.00	0.25	0.00	0.00	0.00	0.00	0.00
1700 - 1715	0	0	0	0	0	0	0	0
1715 - 1730	0	0	1	0	0	0	0	0
1730 - 1745	0	0	0	0	0	0	0	0
1745 - 1800	0	0	3	0	0	0	0	0
Hourly Total	0	0	4	0	0	0	0	0
Hourly Average	0.00	0.00	1.00	0.00	0.00	0.00	0.00	0.00
1800 - 1815	0	0	0	0	0	0	0	0
1815 - 1830	0	0	0	0	0	0	0	0
1830 - 1845	0	0	0	0	1	0	0	0
1845 - 1900	0	0	0	0	0	0	0	0
Hourly Total	0	0	0	0	1	0	0	0
Hourly Average	0.00	0.00	0.00	0.00	0.25	0.00	0.00	0.00
1900 - 1915	0	0	0	0	0	0	0	0
1915 - 1930	0	0	1	0	0	0	0	0
1930 - 1945	0	0	0	0	0	0	0	0
1945 - 2000	0	0	0	0	0	0	0	0
Hourly Total	0	0	1	0	0	0	0	0
Hourly Average	0.00	0.00	0.25	0.00	0.00	0.00	0.00	0.00
2000 - 2015	0	0	0	0	0	0	0	0
2015 - 2030	0	0	0	0	0	0	0	0
2030 - 2045	0	0	1	0	0	0	0	0
2045 - 2100	0	0	1	0	0	0	0	0
Hourly Total	0	0	2	0	0	0	0	0
Hourly Average	0.00	0.00	0.50	0.00	0.00	0.00	0.00	0.00
2100 - 2115	0	0	0	0	0	0	0	0
2115 - 2130	0	0	0	0	0	0	0	0
2130 - 2145	0	0	0	0	0	0	0	0
2145 - 2200	0	0	1	0	0	0	0	0
Hourly Total	0	0	1	0	0	0	0	0
Hourly Average	0.00	0.00	0.25	0.00	0.00	0.00	0.00	0.00
2200 - 2215	0	0	0	0	0	0	0	0
2215 - 2230	0	0	0	0	0	0	0	0
2230 - 2245	0	0	0	0	0	0	0	0
2245 - 2300	0	0	1	0	0	0	0	0
Hourly Total	0	0	1	0	0	0	0	0
Hourly Average	0.00	0.00	0.25	0.00	0.00	0.00	0.00	0.00
2300 - 2315	0	0	0	0	0	0	0	0
2315 - 2330	0	0	0	0	0	0	0	0
2330 - 2345	0	0	1	1	0	0	0	0
2345 - 0000	0	0	0	0	0	0	0	0
Hourly Total	0	0	1	1	0	0	0	0
Hourly Average	0.00	0.00	0.25	0.25	0.00	0.00	0.00	0.00

Session Total	0	0	40	1	7	3	1	0
Session Average	0.00	0.00	0.42	0.01	0.07	0.03	0.01	0.00

1	1.00
0	0.00
2	2.00
0.50	0.50
1	1.00
0	0.00
1	1.50
1	1.00
3	3.50
0.75	0.88
3	3.50
0	0.00
0	0.00
1	1.00
4	4.50
1.00	1.13
0	0.00
0	0.00
1	1.00
0	0.00
1	1.00
0.25	0.25
1	1.00
3	4.30
1	0.40
0	0.00
5	5.70
1.25	1.43
1	1.00
1	1.00
0	0.00
0	0.00
2	2.00
0.50	0.50
0	0.00
0	0.00
1	1.00
0	0.00
1	1.00
0.25	0.25
1	1.00
1	1.00
1	1.00
0	0.00
3	3.00
0.75	0.75
1	1.00
0	0.00
0	0.00
1	1.00
2	2.00
0.50	0.50
0	0.00
0	0.00
1	1.00
0	0.00
1	1.00
0.25	0.25
0	0.00
0	0.00
0	0.00
0	0.00
0	0.00
0.00	0.00
1	1.00
2	3.30
0	0.00
0	0.00
3	4.30
0.75	1.08
0	0.00
0	0.00
0	0.00
0	0.00
0	0.00
0.00	0.00
0	0.00
0	0.00
0	0.00
0	0.00
0	0.00
0	0.00
0.00	0.00
0	0.00

1	1.00
3	3.00
5	5.00
1.25	1.25
0	0.00
2	2.00
3	3.50
0	0.00
5	5.50
1.25	1.38
1	1.00
5	5.00
1	1.00
3	3.50
10	10.50
2.50	2.63
2	2.00
0	0.00
2	2.00
0	0.00
4	4.00
1.00	1.00
1	1.00
1	1.00
0	0.00
1	1.00
3	3.00
0.75	0.75
0	0.00
2	2.00
1	1.00
0	0.00
3	3.00
0.75	0.75
0	0.00
0	0.00
1	1.00
0	0.00
1	1.00
0.25	0.25
0	0.00
1	1.00
0	0.00
3	3.00
4	4.00
1.00	1.00
0	0.00
0	0.00
1	1.00
0	0.00
1	1.00
0.25	0.25
0	0.00
1	1.00
0	0.00
0	0.00
1	1.00
0.25	0.25
0	0.00
0	0.00
1	1.00
1	1.00
2	2.00
0.50	0.50
0	0.00
0	0.00
0	0.00
1	1.00
1	1.00
0.25	0.25
0	0.00
0	0.00
1	1.00
1	1.00
0.25	0.25
0	0.00
0	0.00
2	2.00
0	0.00
2	2.00
0.50	0.50

52	54.80
0.54	0.57

Immingham, Lincolnshire
Classified Junction Count

Site 9 of 9

Lockhill Road
A180 Cleethorpe Road
A16 Victoria Street North
A180 Westgate

Lat/Long

lat 53.574815° lon -0.080175°

Date

Wednesday 24 April 2019

Weather

Sunny Intervals
Temp: 15°C

0000 - 2400 (Wednesday 24H Session)

TIME	Movement 9.9: Left from A16 Victoria Street North to A180 Westgate							
	P/CYCLE	M/CYCLE	CAR	TAXI	LGV	OGV1	OGV2	BUS/COACH
0000 - 0015	0	0	4	0	1	0	0	0
0015 - 0030	0	0	1	0	1	0	2	0
0030 - 0045	0	0	1	0	0	0	0	0
0045 - 0100	0	0	4	0	1	0	0	0
Hourly Total	0	0	10	0	3	0	2	0
Hourly Average	0.00	0.00	2.50	0.00	0.75	0.00	0.50	0.00
0100 - 0115	0	0	4	0	0	0	0	0
0115 - 0130	0	0	2	0	0	0	0	0
0130 - 0145	0	0	1	0	0	0	2	0
0145 - 0200	0	0	3	0	0	0	0	0
Hourly Total	0	0	10	0	0	0	2	0
Hourly Average	0.00	0.00	2.50	0.00	0.00	0.00	0.50	0.00
0200 - 0215	0	0	1	0	1	1	1	0
0215 - 0230	0	0	2	0	0	0	0	0
0230 - 0245	0	0	4	0	0	0	0	0
0245 - 0300	0	0	1	0	0	0	0	0
Hourly Total	0	0	8	0	1	1	1	0
Hourly Average	0.00	0.00	2.00	0.00	0.25	0.25	0.25	0.00
0300 - 0315	0	0	3	0	0	2	0	0
0315 - 0330	0	0	4	0	1	0	0	0
0330 - 0345	0	0	5	0	1	0	1	0
0345 - 0400	0	0	1	0	0	1	1	0
Hourly Total	0	0	13	0	2	3	2	0
Hourly Average	0.00	0.00	3.25	0.00	0.50	0.75	0.50	0.00
0400 - 0415	0	0	4	0	0	0	0	0
0415 - 0430	0	0	7	0	1	1	0	0
0430 - 0445	0	0	10	0	0	1	3	0
0445 - 0500	0	1	8	0	2	0	2	0
Hourly Total	0	1	29	0	3	2	5	0
Hourly Average	0.00	0.25	7.25	0.00	0.75	0.50	1.25	0.00
0500 - 0515	0	0	25	0	2	1	1	0
0515 - 0530	0	0	26	0	3	1	3	0
0530 - 0545	0	2	57	0	5	1	2	0
0545 - 0600	0	0	34	0	6	1	0	0
Hourly Total	0	2	142	0	16	4	6	0
Hourly Average	0.00	0.50	35.50	0.00	4.00	1.00	1.50	0.00
0600 - 0615	0	0	45	0	6	1	6	1
0615 - 0630	0	2	49	0	5	1	6	1
0630 - 0645	0	0	77	0	16	1	3	1
0645 - 0700	0	1	76	0	11	2	2	0
Hourly Total	0	3	247	0	38	5	17	3
Hourly Average	0.00	0.75	61.75	0.00	9.50	1.25	4.25	0.75
0700 - 0715	0	0	87	0	17	5	2	0
0715 - 0730	0	2	121	0	17	4	1	1
0730 - 0745	0	1	143	0	24	5	6	1
0745 - 0800	0	0	92	0	17	2	3	1
Hourly Total	0	3	443	0	75	16	12	3
Hourly Average	0.00	0.75	110.75	0.00	18.75	4.00	3.00	0.75
0800 - 0815	0	0	90	0	15	1	4	0
0815 - 0830	0	1	82	0	13	6	5	0
0830 - 0845	0	0	75	0	20	2	6	0
0845 - 0900	0	0	53	0	14	4	4	1
Hourly Total	0	1	300	0	62	13	19	1
Hourly Average	0.00	0.25	75.00	0.00	15.50	3.25	4.75	0.25
0900 - 0915	0	0	38	0	27	3	4	2
0915 - 0930	0	0	43	0	23	3	5	0

0930 - 0945	0	0	46	0	14	5	6	0
0945 - 1000	0	0	55	0	12	3	6	1
Hourly Total	0	0	182	0	76	14	21	3
Hourly Average	0.00	0.00	45.50	0.00	19.00	3.50	5.25	0.75
1000 - 1015	0	0	66	0	11	3	7	0
1015 - 1030	0	0	58	0	16	8	8	0
1030 - 1045	0	0	56	0	16	2	5	0
1045 - 1100	0	0	59	0	14	4	4	2
Hourly Total	0	0	239	0	57	17	24	2
Hourly Average	0.00	0.00	59.75	0.00	14.25	4.25	6.00	0.50
1100 - 1115	0	0	74	0	12	2	5	0
1115 - 1130	0	0	77	0	11	3	3	0
1130 - 1145	0	0	81	0	19	2	4	0
1145 - 1200	0	0	70	0	16	3	4	0
Hourly Total	0	0	302	0	58	10	16	0
Hourly Average	0.00	0.00	75.50	0.00	14.50	2.50	4.00	0.00
1200 - 1215	0	0	82	1	20	5	7	1
1215 - 1230	0	0	69	0	17	5	4	0
1230 - 1245	0	0	75	0	16	2	5	0
1245 - 1300	0	0	74	0	21	2	3	0
Hourly Total	0	0	300	1	74	14	19	1
Hourly Average	0.00	0.00	75.00	0.25	18.50	3.50	4.75	0.25
1300 - 1315	0	0	84	0	25	4	1	0
1315 - 1330	0	0	96	0	23	2	7	0
1330 - 1345	0	0	64	0	13	1	3	0
1345 - 1400	0	1	73	0	13	6	2	0
Hourly Total	0	1	317	0	74	13	13	0
Hourly Average	0.00	0.25	79.25	0.00	18.50	3.25	3.25	0.00
1400 - 1415	0	0	75	0	16	3	5	0
1415 - 1430	0	0	79	0	16	2	8	1
1430 - 1445	0	0	61	0	19	2	4	0
1445 - 1500	0	0	83	1	18	7	5	2
Hourly Total	0	0	298	1	69	14	22	3
Hourly Average	0.00	0.00	74.50	0.25	17.25	3.50	5.50	0.75
1500 - 1515	0	0	70	0	11	2	8	0
1515 - 1530	0	0	82	0	21	0	8	0
1530 - 1545	0	0	76	0	14	1	7	0
1545 - 1600	0	1	66	0	19	2	10	1
Hourly Total	0	1	294	0	65	5	33	1
Hourly Average	0.00	0.25	73.50	0.00	16.25	1.25	8.25	0.25
1600 - 1615	0	1	77	0	12	2	4	0
1615 - 1630	0	0	88	0	12	4	5	0
1630 - 1645	0	0	80	0	12	2	4	0
1645 - 1700	0	0	69	0	15	1	4	0
Hourly Total	0	1	314	0	51	9	17	0
Hourly Average	0.00	0.25	78.50	0.00	12.75	2.25	4.25	0.00
1700 - 1715	0	0	108	0	6	1	0	0
1715 - 1730	0	0	83	0	10	0	2	0
1730 - 1745	0	0	81	0	5	3	4	0
1745 - 1800	0	0	61	0	4	0	2	0
Hourly Total	0	0	333	0	25	4	8	0
Hourly Average	0.00	0.00	83.25	0.00	6.25	1.00	2.00	0.00
1800 - 1815	0	2	58	0	5	4	4	1
1815 - 1830	0	0	57	0	7	1	1	1
1830 - 1845	0	0	53	0	4	0	1	0
1845 - 1900	0	0	37	0	3	1	1	0
Hourly Total	0	2	205	0	19	6	7	2
Hourly Average	0.00	0.50	51.25	0.00	4.75	1.50	1.75	0.50
1900 - 1915	0	0	51	0	5	1	0	0
1915 - 1930	0	1	43	0	8	0	0	0
1930 - 1945	0	1	47	0	2	0	0	0
1945 - 2000	0	0	35	0	2	0	2	0
Hourly Total	0	2	176	0	17	1	2	0
Hourly Average	0.00	0.50	44.00	0.00	4.25	0.25	0.50	0.00
2000 - 2015	0	0	31	0	4	1	0	0
2015 - 2030	0	0	32	0	2	0	1	0
2030 - 2045	0	0	25	0	4	0	0	0
2045 - 2100	0	0	14	0	1	1	1	0
Hourly Total	0	0	102	0	11	2	2	0
Hourly Average	0.00	0.00	25.50	0.00	2.75	0.50	0.50	0.00
2100 - 2115	0	0	19	0	2	0	0	0
2115 - 2130	0	0	27	0	1	0	0	0
2130 - 2145	0	0	9	0	1	0	0	0
2145 - 2200	0	0	11	0	1	0	1	0
Hourly Total	0	0	66	0	5	0	1	0
Hourly Average	0.00	0.00	16.50	0.00	1.25	0.00	0.25	0.00
2200 - 2215	0	0	12	0	2	0	0	0
2215 - 2230	0	0	10	0	1	0	0	0
2230 - 2245	0	0	8	0	0	0	0	0
2245 - 2300	0	0	7	0	0	0	2	0
Hourly Total	0	0	37	0	3	0	2	0
Hourly Average	0.00	0.00	9.25	0.00	0.75	0.00	0.50	0.00
2300 - 2315	0	0	5	0	1	0	2	0

2315 - 2330	0	0	3	0	0	0	0	0
2330 - 2345	0	0	5	0	1	0	2	0
2345 - 0000	0	0	5	0	0	0	1	0
Hourly Total	0	0	18	0	2	0	5	0
Hourly Average	0.00	0.00	4.50	0.00	0.50	0.00	1.25	0.00

Session Total	0	17	4385	2	806	153	258	19
Session Average	0.00	0.18	45.68	0.02	8.40	1.59	2.69	0.20

Date
Thursday 25 April 2019

Weather
Sunny Intervals
Temp: 12°C

0000 - 2400 (Thursday 24H Session)

TIME	Movement 9.9: Left from A16 Victoria Street North to A180 Westgate							
	P/CYCLE	M/CYCLE	CAR	TAXI	LGV	OGV1	OGV2	BUS/COACH
0000 - 0015	0	0	7	0	0	0	0	0
0015 - 0030	0	0	7	0	0	0	0	0
0030 - 0045	0	0	2	0	1	0	0	0
0045 - 0100	0	0	1	0	0	0	3	0
Hourly Total	0	0	17	0	1	0	3	0
Hourly Average	0.00	0.00	4.25	0.00	0.25	0.00	0.75	0.00
0100 - 0115	0	0	3	0	0	0	0	0
0115 - 0130	0	0	4	0	0	0	3	0
0130 - 0145	0	0	0	0	0	0	0	0
0145 - 0200	0	0	4	0	0	0	1	0
Hourly Total	0	0	11	0	0	0	4	0
Hourly Average	0.00	0.00	2.75	0.00	0.00	0.00	1.00	0.00
0200 - 0215	0	0	5	0	0	0	1	0
0215 - 0230	0	0	6	0	0	0	0	0
0230 - 0245	0	0	0	0	1	0	1	0
0245 - 0300	0	0	3	0	1	0	1	0
Hourly Total	0	0	14	0	2	0	3	0
Hourly Average	0.00	0.00	3.50	0.00	0.50	0.00	0.75	0.00
0300 - 0315	0	0	2	0	0	2	2	0
0315 - 0330	0	0	3	0	1	0	1	0
0330 - 0345	0	0	7	0	0	1	0	0
0345 - 0400	0	0	3	0	0	0	1	0
Hourly Total	0	0	15	0	1	3	4	0
Hourly Average	0.00	0.00	3.75	0.00	0.25	0.75	1.00	0.00
0400 - 0415	0	0	5	0	0	1	1	0
0415 - 0430	0	0	3	0	1	0	0	0
0430 - 0445	0	1	13	0	1	0	3	0
0445 - 0500	0	1	14	0	0	0	2	0
Hourly Total	0	2	35	0	2	1	6	0
Hourly Average	0.00	0.50	8.75	0.00	0.50	0.25	1.50	0.00
0500 - 0515	0	0	17	0	2	1	2	0
0515 - 0530	0	1	29	0	5	2	1	0
0530 - 0545	0	0	52	0	4	1	3	0
0545 - 0600	0	0	50	0	8	0	5	0
Hourly Total	0	1	148	0	19	4	11	0
Hourly Average	0.00	0.25	37.00	0.00	4.75	1.00	2.75	0.00
0600 - 0615	0	1	44	0	8	1	3	0
0615 - 0630	0	1	57	0	9	1	3	0
0630 - 0645	0	0	76	1	18	3	3	1
0645 - 0700	0	1	75	0	12	2	3	0
Hourly Total	0	3	252	1	47	7	12	1
Hourly Average	0.00	0.75	63.00	0.25	11.75	1.75	3.00	0.25
0700 - 0715	0	0	94	0	14	2	6	1
0715 - 0730	0	1	120	0	21	2	9	1
0730 - 0745	0	1	146	0	19	6	2	0
0745 - 0800	0	1	104	0	19	4	1	1
Hourly Total	0	3	464	0	73	14	18	3
Hourly Average	0.00	0.75	116.00	0.00	18.25	3.50	4.50	0.75
0800 - 0815	0	0	73	0	17	5	7	0
0815 - 0830	0	0	87	0	14	1	7	0
0830 - 0845	0	0	54	0	17	4	4	0
0845 - 0900	0	0	49	0	9	5	5	0
Hourly Total	0	0	263	0	57	15	23	0
Hourly Average	0.00	0.00	65.75	0.00	14.25	3.75	5.75	0.00
0900 - 0915	0	0	38	0	21	6	8	2
0915 - 0930	0	0	55	1	16	5	1	1
0930 - 0945	0	0	58	0	15	3	7	0
0945 - 1000	0	0	51	1	15	4	2	0
Hourly Total	0	0	202	2	67	18	18	3
Hourly Average	0.00	0.00	50.50	0.50	16.75	4.50	4.50	0.75
1000 - 1015	0	0	58	0	12	9	5	0
1015 - 1030	0	0	55	1	13	4	5	0

1030 - 1045	0	0	46	0	12	8	4	0
1045 - 1100	0	0	70	0	14	2	11	0
Hourly Total	0	0	229	1	51	23	25	0
Hourly Average	0.00	0.00	57.25	0.25	12.75	5.75	6.25	0.00
1100 - 1115	0	0	64	0	25	4	3	0
1115 - 1130	0	0	58	0	13	5	9	0
1130 - 1145	0	0	74	1	17	7	6	0
1145 - 1200	0	0	68	0	12	4	7	0
Hourly Total	0	0	264	1	67	20	25	0
Hourly Average	0.00	0.00	66.00	0.25	16.75	5.00	6.25	0.00
1200 - 1215	0	0	80	1	11	3	5	0
1215 - 1230	0	0	73	0	19	8	5	0
1230 - 1245	0	0	94	1	17	8	5	0
1245 - 1300	0	0	95	0	14	6	7	0
Hourly Total	0	0	342	2	61	25	22	0
Hourly Average	0.00	0.00	85.50	0.50	15.25	6.25	5.50	0.00
1300 - 1315	0	0	106	1	17	4	3	0
1315 - 1330	0	0	90	0	16	4	2	0
1330 - 1345	0	0	89	1	25	3	4	0
1345 - 1400	0	2	70	1	20	7	6	0
Hourly Total	0	2	355	3	78	18	15	0
Hourly Average	0.00	0.50	88.75	0.75	19.50	4.50	3.75	0.00
1400 - 1415	0	1	69	0	21	4	10	0
1415 - 1430	0	0	67	0	21	5	6	1
1430 - 1445	0	0	66	2	22	4	7	0
1445 - 1500	0	0	69	1	11	2	6	0
Hourly Total	0	1	271	3	75	15	29	1
Hourly Average	0.00	0.25	67.75	0.75	18.75	3.75	7.25	0.25
1500 - 1515	0	0	87	1	22	5	7	1
1515 - 1530	0	0	80	0	23	4	7	0
1530 - 1545	0	0	66	0	17	4	9	0
1545 - 1600	0	1	63	0	21	5	8	0
Hourly Total	0	1	296	1	83	18	31	1
Hourly Average	0.00	0.25	74.00	0.25	20.75	4.50	7.75	0.25
1600 - 1615	0	0	70	0	15	1	2	0
1615 - 1630	0	0	100	0	3	1	3	0
1630 - 1645	0	0	77	0	17	3	3	0
1645 - 1700	0	0	65	0	9	1	8	0
Hourly Total	0	0	312	0	44	6	16	0
Hourly Average	0.00	0.00	78.00	0.00	11.00	1.50	4.00	0.00
1700 - 1715	0	0	108	0	11	1	2	1
1715 - 1730	0	0	67	0	8	2	2	0
1730 - 1745	0	1	75	0	5	0	1	0
1745 - 1800	0	0	79	0	9	1	1	1
Hourly Total	0	1	329	0	33	4	6	2
Hourly Average	0.00	0.25	82.25	0.00	8.25	1.00	1.50	0.50
1800 - 1815	0	0	88	0	6	1	1	0
1815 - 1830	0	0	68	1	4	1	4	1
1830 - 1845	0	0	62	1	4	0	4	0
1845 - 1900	0	0	54	0	2	0	1	0
Hourly Total	0	0	272	2	16	2	10	1
Hourly Average	0.00	0.00	68.00	0.50	4.00	0.50	2.50	0.25
1900 - 1915	0	0	37	0	4	1	2	0
1915 - 1930	0	0	48	0	1	1	1	0
1930 - 1945	0	0	39	0	4	0	0	1
1945 - 2000	0	0	46	1	3	1	2	0
Hourly Total	0	0	170	1	12	3	5	1
Hourly Average	0.00	0.00	42.50	0.25	3.00	0.75	1.25	0.25
2000 - 2015	0	0	33	0	6	0	2	0
2015 - 2030	0	0	24	0	1	1	3	0
2030 - 2045	0	0	33	0	4	0	1	0
2045 - 2100	0	0	17	0	3	0	0	0
Hourly Total	0	0	107	0	14	1	6	0
Hourly Average	0.00	0.00	26.75	0.00	3.50	0.25	1.50	0.00
2100 - 2115	0	0	23	0	1	0	2	0
2115 - 2130	0	0	28	0	0	0	1	0
2130 - 2145	0	0	14	0	2	0	1	0
2145 - 2200	0	0	14	0	0	1	0	0
Hourly Total	0	0	79	0	3	1	4	0
Hourly Average	0.00	0.00	19.75	0.00	0.75	0.25	1.00	0.00
2200 - 2215	0	0	9	0	2	0	2	0
2215 - 2230	0	0	15	0	1	0	0	0
2230 - 2245	0	0	9	0	1	0	1	0
2245 - 2300	0	0	8	0	0	0	0	0
Hourly Total	0	0	41	0	4	0	3	0
Hourly Average	0.00	0.00	10.25	0.00	1.00	0.00	0.75	0.00
2300 - 2315	0	0	8	0	2	1	0	0
2315 - 2330	0	0	4	0	1	0	1	0
2330 - 2345	0	0	9	0	0	0	0	0
2345 - 0000	0	0	5	0	0	0	1	0
Hourly Total	0	0	26	0	3	1	2	0
Hourly Average	0.00	0.00	6.50	0.00	0.75	0.25	0.50	0.00

Session Total	0	14	4514	17	813	199	301	13
Session Average	0.00	0.15	47.02	0.18	8.47	2.07	3.14	0.14

Original Data	
TOTAL	PCU TOTAL
5	5.00
4	6.60
1	1.00
5	5.00
15	17.60
3.75	4.40
4	4.00
2	2.00
3	5.60
3	3.00
12	14.60
3.00	3.65
4	5.80
2	2.00
4	4.00
1	1.00
11	12.80
2.75	3.20
5	6.00
5	5.00
7	8.30
3	4.80
20	24.10
5.00	6.03
4	4.00
9	9.50
14	18.40
13	15.00
40	46.90
10.00	11.73
29	30.80
33	37.40
67	68.90
41	41.50
170	178.60
42.50	44.65
59	68.30
64	72.10
98	103.40
92	95.00
313	338.80
78.25	84.70
111	116.10
146	149.10
180	190.70
115	120.90
552	576.80
138.00	144.20
110	115.70
107	115.90
103	111.80
76	84.20
396	427.60
99.00	106.90
74	82.70
74	82.00

71	81.30
77	87.30
296	333.30
74.00	83.33
87	97.60
90	104.40
79	86.50
83	92.20
339	380.70
84.75	95.18
93	100.50
94	99.40
106	112.20
93	99.70
386	411.80
96.50	102.95
116	128.60
95	102.70
98	105.50
100	104.90
409	441.70
102.25	110.43
114	117.30
128	138.10
81	85.40
95	100.00
418	440.80
104.50	110.20
99	107.00
106	118.40
86	92.20
116	128.00
407	445.60
101.75	111.40
91	102.40
111	121.40
98	107.60
99	113.40
399	444.80
99.75	111.20
96	101.60
109	117.50
98	104.20
89	94.70
392	418.00
98.00	104.50
115	115.50
95	97.60
93	99.70
67	69.60
370	382.40
92.50	95.60
74	81.00
67	69.80
58	59.30
42	43.80
241	253.90
60.25	63.48
57	57.50
52	51.40
50	49.40
39	41.60
198	199.90
49.50	49.98
36	36.50
35	36.30
29	29.00
17	18.80
117	120.60
29.25	30.15
21	21.00
28	28.00
10	10.00
13	14.30
72	73.30
18.00	18.33
14	14.00
11	11.00
8	8.00
9	11.60
42	44.60
10.50	11.15
8	10.60

3	3.00
8	10.60
6	7.30
25	31.50
6.25	7.88

5640	6060.70
58.75	63.13

Original Data	
TOTAL	PCU TOTAL
7	7.00
7	7.00
3	3.00
4	7.90
21	24.90
5.25	6.23
3	3.00
7	10.90
0	0.00
5	6.30
15	20.20
3.75	5.05
6	7.30
6	6.00
2	3.30
5	6.30
19	22.90
4.75	5.73
6	9.60
5	6.30
8	8.50
4	5.30
23	29.70
5.75	7.43
7	8.80
4	4.00
18	21.30
17	19.00
46	53.10
11.50	13.28
22	25.10
38	39.70
60	64.40
63	69.50
183	198.70
45.75	49.68
57	60.80
71	74.80
102	108.40
93	97.30
323	341.30
80.75	85.33
117	126.80
154	167.10
174	179.00
130	133.70
575	606.60
143.75	151.65
102	113.60
109	118.60
79	86.20
68	77.00
358	395.40
89.50	98.85
75	90.40
79	83.80
83	93.60
73	77.60
310	345.40
77.50	86.35
84	95.00
78	86.50

70	79.20
97	112.30
329	373.00
82.25	93.25
96	101.90
85	99.20
105	116.30
91	102.10
377	419.50
94.25	104.88
100	108.00
105	115.50
125	135.50
122	134.10
452	493.10
113.00	123.28
131	136.90
112	116.60
122	128.70
106	116.10
471	498.30
117.75	124.58
105	119.40
100	111.30
101	112.10
89	97.80
395	440.60
98.75	110.15
123	135.60
114	125.10
96	109.70
98	110.30
431	480.70
107.75	120.18
88	91.10
107	111.40
100	105.40
83	93.90
378	401.80
94.50	100.45
123	127.10
79	82.60
82	82.70
91	93.80
375	386.20
93.75	96.55
96	97.80
79	85.70
71	76.20
57	58.30
303	318.00
75.75	79.50
44	47.10
51	52.80
44	45.00
53	56.10
192	201.00
48.00	50.25
41	43.60
29	33.40
38	39.30
20	20.00
128	136.30
32.00	34.08
26	28.60
29	30.30
17	18.30
15	15.50
87	92.70
21.75	23.18
13	15.60
16	16.00
11	12.30
8	8.00
48	51.90
12.00	12.98
11	11.50
6	7.30
9	9.00
6	7.30
32	35.10
8.00	8.78

5871	6366.40
61.16	66.32

Immingham, Lincolnshire
Classified Junction Count

Site 9 of 9

Lockhill Road
A180 Cleethorpe Road
A16 Victoria Street North
A180 Westgate

Lat/Long

lat 53.574815° lon -0.080175°

Date

Wednesday 24 April 2019

Weather

Sunny Intervals
Temp: 15°C

0000 - 2400 (Wednesday 24H Session)

Movement 9.10: Northbound from A16 Victoria Street North to Lockhill Road								
TIME	P/CYCLE	M/CYCLE	CAR	TAXI	LGV	OGV1	OGV2	BUS/COACH
0000 - 0015	0	0	0	0	0	0	1	0
0015 - 0030	0	0	0	0	0	0	0	0
0030 - 0045	0	0	0	0	0	0	0	0
0045 - 0100	0	0	1	0	0	0	0	0
Hourly Total	0	0	1	0	0	0	1	0
Hourly Average	0.00	0.00	0.25	0.00	0.00	0.00	0.25	0.00
0100 - 0115	0	0	1	0	0	0	0	0
0115 - 0130	0	0	0	0	0	0	0	0
0130 - 0145	0	0	1	0	0	0	0	0
0145 - 0200	0	0	1	0	0	0	0	0
Hourly Total	0	0	3	0	0	0	0	0
Hourly Average	0.00	0.00	0.75	0.00	0.00	0.00	0.00	0.00
0200 - 0215	0	0	0	0	0	0	0	0
0215 - 0230	0	0	0	0	0	0	0	0
0230 - 0245	0	0	0	0	0	0	0	0
0245 - 0300	0	0	1	0	0	0	1	0
Hourly Total	0	0	1	0	0	0	1	0
Hourly Average	0.00	0.00	0.25	0.00	0.00	0.00	0.25	0.00
0300 - 0315	0	0	0	0	0	0	1	0
0315 - 0330	0	0	1	0	0	0	0	0
0330 - 0345	0	0	2	0	0	0	0	0
0345 - 0400	0	0	1	0	1	0	0	0
Hourly Total	0	0	4	0	1	0	1	0
Hourly Average	0.00	0.00	1.00	0.00	0.25	0.00	0.25	0.00
0400 - 0415	0	0	1	0	0	0	0	0
0415 - 0430	0	0	2	0	0	0	0	0
0430 - 0445	0	1	6	0	0	0	0	0
0445 - 0500	1	0	4	0	2	0	0	0
Hourly Total	1	1	13	0	2	0	0	0
Hourly Average	0.25	0.25	3.25	0.00	0.50	0.00	0.00	0.00
0500 - 0515	0	1	4	0	0	0	0	0
0515 - 0530	0	1	7	1	0	0	0	0
0530 - 0545	1	0	21	1	2	0	0	0
0545 - 0600	0	1	12	0	1	0	0	0
Hourly Total	1	3	44	2	3	0	0	0
Hourly Average	0.25	0.75	11.00	0.50	0.75	0.00	0.00	0.00
0600 - 0615	0	0	7	0	1	0	0	0
0615 - 0630	1	0	8	0	0	0	0	0
0630 - 0645	0	0	9	0	1	0	0	0
0645 - 0700	0	0	8	0	5	0	1	0
Hourly Total	1	0	32	0	7	0	1	0
Hourly Average	0.25	0.00	8.00	0.00	1.75	0.00	0.25	0.00
0700 - 0715	0	0	3	0	0	0	0	0
0715 - 0730	0	0	9	0	1	0	0	0
0730 - 0745	0	0	8	0	0	0	0	0
0745 - 0800	0	1	15	0	0	2	0	0
Hourly Total	0	1	35	0	1	2	0	0
Hourly Average	0.00	0.25	8.75	0.00	0.25	0.50	0.00	0.00
0800 - 0815	0	0	9	0	3	0	0	0
0815 - 0830	0	0	19	0	0	0	0	0
0830 - 0845	0	0	23	0	1	0	0	0
0845 - 0900	0	0	14	0	1	0	0	0
Hourly Total	0	0	65	0	5	0	0	0
Hourly Average	0.00	0.00	16.25	0.00	1.25	0.00	0.00	0.00
0900 - 0915	0	0	9	0	3	2	0	0
0915 - 0930	0	0	14	0	3	0	0	0

2315 - 2330	0	0	0	0	0	0	1	0
2330 - 2345	0	0	0	0	0	0	0	0
2345 - 0000	0	0	0	0	1	0	0	0
Hourly Total	0	0	0	0	1	0	1	0
Hourly Average	0.00	0.00	0.00	0.00	0.25	0.00	0.25	0.00

Session Total	3	8	418	2	73	19	13	0
Session Average	0.03	0.08	4.35	0.02	0.76	0.20	0.14	0.00

Date
Thursday 25 April 2019

Weather
Sunny Intervals
Temp: 12°C

0000 - 2400 (Thursday 24H Session)

Movement 9.10: Northbound from A16 Victoria Street North to Lockhill Road								
TIME	P/CYCLE	M/CYCLE	CAR	TAXI	LGV	OGV1	OGV2	BUS/COACH
0000 - 0015	0	0	0	0	0	0	0	0
0015 - 0030	0	0	0	0	0	0	0	0
0030 - 0045	0	0	0	0	0	0	0	0
0045 - 0100	0	0	0	0	0	0	0	0
Hourly Total	0	0	0	0	0	0	0	0
Hourly Average	0.00	0.00	0.00	0.00	0.00	0.00	0.00	0.00
0100 - 0115	0	0	0	0	0	0	0	0
0115 - 0130	0	0	0	0	0	0	0	0
0130 - 0145	0	0	0	0	0	0	0	0
0145 - 0200	0	0	0	0	0	0	0	0
Hourly Total	0	0	0	0	0	0	0	0
Hourly Average	0.00	0.00	0.00	0.00	0.00	0.00	0.00	0.00
0200 - 0215	0	0	0	0	0	0	0	0
0215 - 0230	0	0	0	0	0	0	0	0
0230 - 0245	0	0	0	0	0	0	0	0
0245 - 0300	0	0	1	0	0	0	0	0
Hourly Total	0	0	1	0	0	0	0	0
Hourly Average	0.00	0.00	0.25	0.00	0.00	0.00	0.00	0.00
0300 - 0315	0	0	0	0	0	0	0	0
0315 - 0330	0	0	0	0	0	0	0	0
0330 - 0345	0	0	2	0	1	0	1	0
0345 - 0400	0	0	2	0	0	0	0	0
Hourly Total	0	0	4	0	1	0	1	0
Hourly Average	0.00	0.00	1.00	0.00	0.25	0.00	0.25	0.00
0400 - 0415	0	0	2	0	1	0	0	0
0415 - 0430	0	0	2	0	0	0	0	0
0430 - 0445	0	2	1	0	0	0	0	0
0445 - 0500	0	1	6	0	1	0	0	0
Hourly Total	0	3	11	0	2	0	0	0
Hourly Average	0.00	0.75	2.75	0.00	0.50	0.00	0.00	0.00
0500 - 0515	0	0	6	0	1	0	0	0
0515 - 0530	0	2	8	0	2	0	0	0
0530 - 0545	1	1	18	0	1	0	0	0
0545 - 0600	0	1	16	0	1	0	0	0
Hourly Total	1	4	48	0	5	0	0	0
Hourly Average	0.25	1.00	12.00	0.00	1.25	0.00	0.00	0.00
0600 - 0615	0	0	9	0	2	0	0	0
0615 - 0630	1	0	5	0	2	0	0	0
0630 - 0645	0	1	11	0	1	0	1	0
0645 - 0700	0	0	8	0	3	0	1	0
Hourly Total	1	1	33	0	8	0	2	0
Hourly Average	0.25	0.25	8.25	0.00	2.00	0.00	0.50	0.00
0700 - 0715	0	0	2	0	0	0	2	0
0715 - 0730	0	0	11	0	0	0	0	0
0730 - 0745	0	0	8	0	1	0	0	0
0745 - 0800	0	1	16	0	2	0	0	0
Hourly Total	0	1	37	0	3	0	2	0
Hourly Average	0.00	0.25	9.25	0.00	0.75	0.00	0.50	0.00
0800 - 0815	0	0	10	0	3	1	0	0
0815 - 0830	0	0	15	0	2	0	0	0
0830 - 0845	0	0	17	0	3	0	0	0
0845 - 0900	0	0	12	0	0	0	0	0
Hourly Total	0	0	54	0	8	1	0	0
Hourly Average	0.00	0.00	13.50	0.00	2.00	0.25	0.00	0.00
0900 - 0915	0	0	12	0	4	1	0	0
0915 - 0930	0	0	7	0	2	0	0	0
0930 - 0945	0	0	2	0	0	1	0	0
0945 - 1000	0	0	5	0	1	0	0	0
Hourly Total	0	0	26	0	7	2	0	0
Hourly Average	0.00	0.00	6.50	0.00	1.75	0.50	0.00	0.00
1000 - 1015	0	0	7	0	3	0	0	0
1015 - 1030	0	0	5	0	0	1	0	0

Session Total	2	9	375	2	71	19	13	0
Session Average	0.02	0.09	3.91	0.02	0.74	0.20	0.14	0.00

Original Data	
TOTAL	PCU TOTAL
1	2.30
0	0.00
0	0.00
1	1.00
2	3.30
0.50	0.83
1	1.00
0	0.00
1	1.00
1	1.00
3	3.00
0.75	0.75
0	0.00
0	0.00
0	0.00
2	3.30
2	3.30
0.50	0.83
1	2.30
1	1.00
2	2.00
2	2.00
6	7.30
1.50	1.83
1	1.00
2	2.00
7	6.40
7	6.20
17	15.60
4.25	3.90
5	4.40
9	8.40
25	24.20
14	13.40
53	50.40
13.25	12.60
8	8.00
9	8.20
10	10.00
14	15.30
41	41.50
10.25	10.38
3	3.00
10	10.00
8	8.00
18	18.40
39	39.40
9.75	9.85
12	12.00
19	19.00
24	24.00
15	15.00
70	70.00
17.50	17.50
14	15.00
17	17.00

11	11.50
14	14.00
56	57.50
14.00	14.38
9	9.00
11	11.00
2	2.00
10	9.90
32	31.90
8.00	7.98
9	9.50
3	3.00
9	10.80
8	8.00
29	31.30
7.25	7.83
6	6.00
5	5.50
7	8.00
4	4.00
22	23.50
5.50	5.88
6	8.60
2	2.00
7	7.00
7	7.00
22	24.60
5.50	6.15
9	10.80
6	6.50
4	4.00
6	7.30
25	28.60
6.25	7.15
4	4.50
3	3.50
1	1.00
5	5.50
13	14.50
3.25	3.63
11	11.00
2	2.00
7	6.40
11	12.80
31	32.20
7.75	8.05
3	3.00
8	8.50
9	9.00
6	6.00
26	26.50
6.50	6.63
4	4.50
7	7.00
1	1.00
5	5.00
17	17.50
4.25	4.38
4	4.00
6	5.40
2	2.00
2	2.00
14	13.40
3.50	3.35
0	0.00
2	2.00
2	3.30
3	3.00
7	8.30
1.75	2.08
2	2.00
3	4.30
1	1.00
1	1.00
7	8.30
1.75	2.08
0	0.00
0	0.00
0	0.00
0	0.00
0	0.00
0	0.00
0.00	0.00
0	0.00

1	2.30
0	0.00
1	1.00
2	3.30
0.50	0.83

536	555.20
5.58	5.78

Original Data	
TOTAL	PCU TOTAL
0	0.00
0	0.00
0	0.00
0	0.00
0	0.00
0.00	0.00
0	0.00
0	0.00
0	0.00
0	0.00
0	0.00
0.00	0.00
0	0.00
0	0.00
0	0.00
1	1.00
1	1.00
0.25	0.25
0	0.00
0	0.00
4	5.30
2	2.00
6	7.30
1.50	1.83
3	3.00
2	2.00
3	1.80
8	7.40
16	14.20
4.00	3.55
7	7.00
12	10.80
21	19.60
18	17.40
58	54.80
14.50	13.70
11	11.00
8	7.20
14	14.70
12	13.30
45	46.20
11.25	11.55
4	6.60
11	11.00
9	9.00
19	18.40
43	45.00
10.75	11.25
14	14.50
17	17.00
20	20.00
12	12.00
63	63.50
15.75	15.88
17	17.50
9	9.00
3	3.50
6	6.00
35	36.00
8.75	9.00
10	10.00
6	6.50

491	510.40
5.11	5.32

Immingham, Lincolnshire
Classified Junction Count

Site 9 of 9

Lockhill Road
A180 Cleethorpe Road
A16 Victoria Street North
A180 Westgate

Lat/Long

lat 53.574815° lon -0.080175°

Date

Wednesday 24 April 2019

Weather

Sunny Intervals
Temp: 15°C

0000 - 2400 (Wednesday 24H Session)

Movement 9.11: Right from A16 Victoria Street North to A180 Cleethorpe Road								
TIME	P/CYCLE	M/CYCLE	CAR	TAXI	LGV	OGV1	OGV2	BUS/COACH
0000 - 0015	0	0	1	0	0	1	0	0
0015 - 0030	0	0	0	0	0	0	0	0
0030 - 0045	0	0	3	0	0	1	0	0
0045 - 0100	0	0	3	0	0	0	0	0
Hourly Total	0	0	7	0	0	2	0	0
Hourly Average	0.00	0.00	1.75	0.00	0.00	0.50	0.00	0.00
0100 - 0115	0	0	0	0	0	1	0	0
0115 - 0130	0	0	1	0	1	0	0	0
0130 - 0145	0	0	0	0	0	0	0	0
0145 - 0200	0	0	1	0	0	0	0	0
Hourly Total	0	0	2	0	1	1	0	0
Hourly Average	0.00	0.00	0.50	0.00	0.25	0.25	0.00	0.00
0200 - 0215	0	0	0	0	0	0	0	0
0215 - 0230	0	0	1	1	0	0	0	0
0230 - 0245	0	0	0	0	0	0	0	0
0245 - 0300	0	0	0	0	0	0	0	0
Hourly Total	0	0	1	1	0	0	0	0
Hourly Average	0.00	0.00	0.25	0.25	0.00	0.00	0.00	0.00
0300 - 0315	0	0	0	0	0	1	0	0
0315 - 0330	0	0	0	0	0	0	0	0
0330 - 0345	0	0	2	0	0	0	0	0
0345 - 0400	0	0	2	0	1	0	0	0
Hourly Total	0	0	4	0	1	1	0	0
Hourly Average	0.00	0.00	1.00	0.00	0.25	0.25	0.00	0.00
0400 - 0415	0	0	0	0	0	0	0	0
0415 - 0430	0	0	0	0	0	1	0	0
0430 - 0445	0	1	3	0	1	0	0	0
0445 - 0500	0	0	0	0	0	0	0	0
Hourly Total	0	1	3	0	1	1	0	0
Hourly Average	0.00	0.25	0.75	0.00	0.25	0.25	0.00	0.00
0500 - 0515	0	0	1	0	0	0	0	0
0515 - 0530	0	0	3	0	3	0	0	0
0530 - 0545	0	0	5	0	3	0	0	0
0545 - 0600	0	0	12	0	1	0	0	0
Hourly Total	0	0	21	0	7	0	0	0
Hourly Average	0.00	0.00	5.25	0.00	1.75	0.00	0.00	0.00
0600 - 0615	0	0	5	0	0	0	0	1
0615 - 0630	0	0	2	0	2	1	0	1
0630 - 0645	0	0	3	0	3	1	1	0
0645 - 0700	0	0	9	0	0	0	0	3
Hourly Total	0	0	19	0	5	2	1	5
Hourly Average	0.00	0.00	4.75	0.00	1.25	0.50	0.25	1.25
0700 - 0715	0	0	6	0	1	2	0	1
0715 - 0730	0	0	13	0	5	0	1	2
0730 - 0745	0	0	14	0	1	1	1	1
0745 - 0800	0	0	18	0	8	0	1	1
Hourly Total	0	0	51	0	15	3	3	5
Hourly Average	0.00	0.00	12.75	0.00	3.75	0.75	0.75	1.25
0800 - 0815	0	0	16	0	7	0	0	0
0815 - 0830	0	0	18	0	10	0	0	1
0830 - 0845	0	0	30	0	10	0	0	0
0845 - 0900	0	0	24	0	8	1	0	1
Hourly Total	0	0	88	0	35	1	0	2
Hourly Average	0.00	0.00	22.00	0.00	8.75	0.25	0.00	0.50
0900 - 0915	0	0	38	0	9	1	1	1
0915 - 0930	0	1	31	0	4	1	0	1

0930 - 0945	0	0	45	1	11	1	0	0
0945 - 1000	0	1	45	0	12	0	0	1
Hourly Total	0	2	159	1	36	3	1	3
Hourly Average	0.00	0.50	39.75	0.25	9.00	0.75	0.25	0.75
1000 - 1015	0	0	40	0	11	3	0	0
1015 - 1030	0	0	48	1	8	1	1	1
1030 - 1045	0	0	52	1	5	2	0	0
1045 - 1100	0	0	64	0	8	0	1	1
Hourly Total	0	0	204	2	32	6	2	2
Hourly Average	0.00	0.00	51.00	0.50	8.00	1.50	0.50	0.50
1100 - 1115	0	1	51	0	5	1	0	0
1115 - 1130	0	0	56	0	4	0	0	1
1130 - 1145	0	1	57	0	5	0	0	0
1145 - 1200	0	1	61	0	3	1	1	1
Hourly Total	0	3	225	0	17	2	1	2
Hourly Average	0.00	0.75	56.25	0.00	4.25	0.50	0.25	0.50
1200 - 1215	0	0	62	1	9	1	0	0
1215 - 1230	0	0	75	1	10	0	0	1
1230 - 1245	0	0	76	0	8	0	2	0
1245 - 1300	0	0	69	0	7	0	0	1
Hourly Total	0	0	282	2	34	1	2	2
Hourly Average	0.00	0.00	70.50	0.50	8.50	0.25	0.50	0.50
1300 - 1315	0	0	60	0	13	0	0	0
1315 - 1330	0	0	46	0	5	1	0	1
1330 - 1345	1	0	69	0	11	0	0	0
1345 - 1400	0	0	63	3	8	1	1	1
Hourly Total	1	0	238	3	37	2	1	2
Hourly Average	0.25	0.00	59.50	0.75	9.25	0.50	0.25	0.50
1400 - 1415	0	0	55	0	6	0	0	0
1415 - 1430	0	1	64	0	6	1	0	1
1430 - 1445	0	0	87	0	7	0	0	0
1445 - 1500	0	0	67	0	10	0	0	1
Hourly Total	0	1	273	0	29	1	0	2
Hourly Average	0.00	0.25	68.25	0.00	7.25	0.25	0.00	0.50
1500 - 1515	0	0	64	0	8	1	0	0
1515 - 1530	0	1	56	0	4	0	0	1
1530 - 1545	0	0	56	0	4	0	0	0
1545 - 1600	1	0	45	2	6	2	2	1
Hourly Total	1	1	221	2	22	3	2	2
Hourly Average	0.25	0.25	55.25	0.50	5.50	0.75	0.50	0.50
1600 - 1615	0	1	65	0	1	0	0	0
1615 - 1630	1	0	64	0	6	0	0	1
1630 - 1645	0	0	68	1	8	0	0	0
1645 - 1700	0	0	57	1	3	0	1	1
Hourly Total	1	1	254	2	18	0	1	2
Hourly Average	0.25	0.25	63.50	0.50	4.50	0.00	0.25	0.50
1700 - 1715	0	0	91	0	3	0	0	0
1715 - 1730	1	1	58	1	4	0	0	1
1730 - 1745	0	0	47	1	3	1	1	0
1745 - 1800	1	0	52	1	5	0	0	1
Hourly Total	2	1	248	3	15	1	1	2
Hourly Average	0.50	0.25	62.00	0.75	3.75	0.25	0.25	0.50
1800 - 1815	0	0	44	1	4	0	0	0
1815 - 1830	0	0	36	0	4	0	0	1
1830 - 1845	0	0	38	1	6	0	0	0
1845 - 1900	0	0	31	0	6	0	0	1
Hourly Total	0	0	149	2	20	0	0	2
Hourly Average	0.00	0.00	37.25	0.50	5.00	0.00	0.00	0.50
1900 - 1915	0	0	32	0	3	0	1	0
1915 - 1930	0	0	36	1	1	0	0	0
1930 - 1945	0	0	30	0	0	0	0	1
1945 - 2000	0	0	26	0	0	0	0	1
Hourly Total	0	0	124	1	4	0	1	2
Hourly Average	0.00	0.00	31.00	0.25	1.00	0.00	0.25	0.50
2000 - 2015	1	0	27	0	1	0	0	0
2015 - 2030	0	0	18	0	1	0	0	1
2030 - 2045	0	0	16	1	1	1	0	0
2045 - 2100	0	1	9	0	0	0	0	2
Hourly Total	1	1	70	1	3	1	0	3
Hourly Average	0.25	0.25	17.50	0.25	0.75	0.25	0.00	0.75
2100 - 2115	0	0	8	0	0	0	0	0
2115 - 2130	0	0	8	0	1	0	0	0
2130 - 2145	0	0	13	0	0	0	0	0
2145 - 2200	0	0	5	0	0	0	0	1
Hourly Total	0	0	34	0	1	0	0	1
Hourly Average	0.00	0.00	8.50	0.00	0.25	0.00	0.00	0.25
2200 - 2215	0	0	9	0	1	0	0	0
2215 - 2230	0	0	10	0	0	0	0	1
2230 - 2245	0	0	7	0	1	0	0	0
2245 - 2300	0	0	6	0	1	0	0	1
Hourly Total	0	0	32	0	3	0	0	2
Hourly Average	0.00	0.00	8.00	0.00	0.75	0.00	0.00	0.50
2300 - 2315	0	0	9	0	1	0	0	0

2315 - 2330	0	0	8	1	0	0	0	0
2330 - 2345	0	0	4	0	0	0	0	0
2345 - 0000	0	0	5	0	0	0	0	0
Hourly Total	0	0	26	1	1	0	0	0
Hourly Average	0.00	0.00	6.50	0.25	0.25	0.00	0.00	0.00

Session Total	6	11	2735	21	337	31	16	41
Session Average	0.06	0.11	28.49	0.22	3.51	0.32	0.17	0.43

Date
Thursday 25 April 2019

Weather
Sunny Intervals
Temp: 12°C

0000 - 2400 (Thursday 24H Session)

Movement 9.11: Right from A16 Victoria Street North to A180 Cleethorpe Road								
TIME	P/CYCLE	M/CYCLE	CAR	TAXI	LGV	OGV1	OGV2	BUS/COACH
0000 - 0015	0	0	1	0	0	0	0	0
0015 - 0030	0	0	3	0	0	0	0	0
0030 - 0045	0	0	2	0	0	0	0	0
0045 - 0100	0	0	1	0	1	0	0	0
Hourly Total	0	0	7	0	1	0	0	0
Hourly Average	0.00	0.00	1.75	0.00	0.25	0.00	0.00	0.00
0100 - 0115	0	0	2	0	0	0	0	0
0115 - 0130	0	0	1	0	0	0	0	0
0130 - 0145	0	0	1	0	0	1	0	0
0145 - 0200	0	0	0	0	0	0	0	0
Hourly Total	0	0	4	0	0	1	0	0
Hourly Average	0.00	0.00	1.00	0.00	0.00	0.25	0.00	0.00
0200 - 0215	0	0	1	0	0	0	0	0
0215 - 0230	0	0	1	0	0	0	0	0
0230 - 0245	0	0	0	1	0	0	0	0
0245 - 0300	0	0	1	0	0	0	0	0
Hourly Total	0	0	3	1	0	0	0	0
Hourly Average	0.00	0.00	0.75	0.25	0.00	0.00	0.00	0.00
0300 - 0315	0	0	0	0	0	0	0	0
0315 - 0330	0	0	1	0	0	0	0	0
0330 - 0345	0	0	2	1	0	0	0	0
0345 - 0400	0	0	1	0	1	0	0	0
Hourly Total	0	0	4	1	1	0	0	0
Hourly Average	0.00	0.00	1.00	0.25	0.25	0.00	0.00	0.00
0400 - 0415	0	0	0	0	0	0	0	0
0415 - 0430	0	0	0	0	1	0	0	0
0430 - 0445	0	0	1	0	0	0	0	0
0445 - 0500	0	0	0	0	0	0	0	0
Hourly Total	0	0	1	0	1	0	0	0
Hourly Average	0.00	0.00	0.25	0.00	0.25	0.00	0.00	0.00
0500 - 0515	0	0	0	0	1	0	1	1
0515 - 0530	0	0	3	0	1	0	0	0
0530 - 0545	0	0	2	0	2	0	0	0
0545 - 0600	0	0	8	0	1	0	1	0
Hourly Total	0	0	13	0	5	0	2	1
Hourly Average	0.00	0.00	3.25	0.00	1.25	0.00	0.50	0.25
0600 - 0615	0	0	4	0	2	0	0	0
0615 - 0630	0	0	6	0	3	1	0	1
0630 - 0645	0	0	2	0	2	1	0	1
0645 - 0700	0	0	10	1	1	0	0	3
Hourly Total	0	0	22	1	8	2	0	5
Hourly Average	0.00	0.00	5.50	0.25	2.00	0.50	0.00	1.25
0700 - 0715	0	0	7	0	1	1	2	1
0715 - 0730	0	0	11	0	1	2	0	2
0730 - 0745	0	0	14	0	2	0	0	2
0745 - 0800	0	0	16	0	2	0	1	2
Hourly Total	0	0	48	0	6	3	3	7
Hourly Average	0.00	0.00	12.00	0.00	1.50	0.75	0.75	1.75
0800 - 0815	0	0	19	0	5	0	0	0
0815 - 0830	0	0	21	0	7	0	0	1
0830 - 0845	0	0	21	2	5	0	0	0
0845 - 0900	0	0	24	1	8	2	0	0
Hourly Total	0	0	85	3	25	2	0	1
Hourly Average	0.00	0.00	21.25	0.75	6.25	0.50	0.00	0.25
0900 - 0915	0	0	35	3	3	1	0	3
0915 - 0930	0	0	34	1	7	1	0	1
0930 - 0945	0	0	37	0	10	0	0	0
0945 - 1000	0	0	45	2	10	2	0	1
Hourly Total	0	0	151	6	30	4	0	5
Hourly Average	0.00	0.00	37.75	1.50	7.50	1.00	0.00	1.25
1000 - 1015	0	1	59	0	7	1	0	0
1015 - 1030	0	0	49	1	9	2	0	1

1030 - 1045	0	0	44	4	11	1	0	0
1045 - 1100	0	0	59	1	5	1	0	1
Hourly Total	0	1	211	6	32	5	0	2
Hourly Average	0.00	0.25	52.75	1.50	8.00	1.25	0.00	0.50
1100 - 1115	0	1	51	1	11	1	0	0
1115 - 1130	0	0	57	4	4	1	0	1
1130 - 1145	0	0	72	0	14	0	0	0
1145 - 1200	0	0	60	2	9	1	0	1
Hourly Total	0	1	240	7	38	3	0	2
Hourly Average	0.00	0.25	60.00	1.75	9.50	0.75	0.00	0.50
1200 - 1215	0	0	70	1	7	0	0	0
1215 - 1230	0	0	61	0	8	0	1	1
1230 - 1245	0	0	72	0	5	0	0	0
1245 - 1300	0	0	56	0	7	0	0	1
Hourly Total	0	0	259	1	27	0	1	2
Hourly Average	0.00	0.00	64.75	0.25	6.75	0.00	0.25	0.50
1300 - 1315	0	0	55	0	4	0	0	0
1315 - 1330	0	0	53	0	4	0	1	1
1330 - 1345	0	0	56	0	6	0	0	0
1345 - 1400	0	0	66	3	5	1	0	1
Hourly Total	0	0	230	3	19	1	1	2
Hourly Average	0.00	0.00	57.50	0.75	4.75	0.25	0.25	0.50
1400 - 1415	0	0	69	1	7	0	0	0
1415 - 1430	0	0	63	0	3	0	0	1
1430 - 1445	0	0	67	0	8	0	0	0
1445 - 1500	0	0	61	0	6	0	0	1
Hourly Total	0	0	260	1	24	0	0	2
Hourly Average	0.00	0.00	65.00	0.25	6.00	0.00	0.00	0.50
1500 - 1515	0	0	52	1	8	0	0	0
1515 - 1530	0	0	54	0	7	0	0	1
1530 - 1545	0	1	60	0	4	0	1	0
1545 - 1600	0	0	60	0	7	0	0	1
Hourly Total	0	1	226	1	26	0	1	2
Hourly Average	0.00	0.25	56.50	0.25	6.50	0.00	0.25	0.50
1600 - 1615	0	0	63	0	8	0	0	0
1615 - 1630	0	0	53	0	6	0	0	1
1630 - 1645	0	0	78	0	8	0	0	0
1645 - 1700	0	0	48	1	5	0	0	2
Hourly Total	0	0	242	1	27	0	0	3
Hourly Average	0.00	0.00	60.50	0.25	6.75	0.00	0.00	0.75
1700 - 1715	0	0	64	0	4	1	0	0
1715 - 1730	0	0	57	2	2	0	0	1
1730 - 1745	0	0	64	1	2	0	0	0
1745 - 1800	0	0	47	0	3	0	0	2
Hourly Total	0	0	232	3	11	1	0	3
Hourly Average	0.00	0.00	58.00	0.75	2.75	0.25	0.00	0.75
1800 - 1815	0	0	53	0	1	0	0	0
1815 - 1830	0	0	45	0	1	0	0	1
1830 - 1845	0	0	40	0	2	0	0	1
1845 - 1900	0	0	35	0	6	0	0	1
Hourly Total	0	0	173	0	10	0	0	3
Hourly Average	0.00	0.00	43.25	0.00	2.50	0.00	0.00	0.75
1900 - 1915	0	0	30	0	1	0	0	0
1915 - 1930	0	0	24	1	0	0	0	1
1930 - 1945	0	0	22	1	3	0	0	0
1945 - 2000	0	0	19	0	1	0	0	1
Hourly Total	0	0	95	2	5	0	0	2
Hourly Average	0.00	0.00	23.75	0.50	1.25	0.00	0.00	0.50
2000 - 2015	1	0	19	0	3	1	0	0
2015 - 2030	0	0	16	0	2	0	0	0
2030 - 2045	0	1	16	0	0	0	0	0
2045 - 2100	0	0	14	0	1	0	0	1
Hourly Total	1	1	65	0	6	1	0	1
Hourly Average	0.25	0.25	16.25	0.00	1.50	0.25	0.00	0.25
2100 - 2115	0	0	9	0	0	0	0	1
2115 - 2130	0	0	11	1	1	0	0	1
2130 - 2145	0	1	11	0	1	0	1	0
2145 - 2200	0	0	8	1	0	0	0	1
Hourly Total	0	1	39	2	2	0	1	3
Hourly Average	0.00	0.25	9.75	0.50	0.50	0.00	0.25	0.75
2200 - 2215	0	0	7	0	0	0	0	0
2215 - 2230	0	0	4	0	1	0	0	1
2230 - 2245	0	0	12	0	0	0	0	0
2245 - 2300	0	0	2	0	0	0	0	1
Hourly Total	0	0	25	0	1	0	0	2
Hourly Average	0.00	0.00	6.25	0.00	0.25	0.00	0.00	0.50
2300 - 2315	0	0	7	0	0	0	0	0
2315 - 2330	0	0	5	0	0	0	0	1
2330 - 2345	0	0	8	0	1	0	0	0
2345 - 0000	0	0	3	0	0	0	0	0
Hourly Total	0	0	23	0	1	0	0	1
Hourly Average	0.00	0.00	5.75	0.00	0.25	0.00	0.00	0.25

Session Total	1	5	2658	39	306	23	9	49
Session Average	0.01	0.05	27.69	0.41	3.19	0.24	0.09	0.51

Original Data	
TOTAL	PCU TOTAL
2	2.50
0	0.00
4	4.50
3	3.00
9	10.00
2.25	2.50
1	1.50
2	2.00
0	0.00
1	1.00
4	4.50
1.00	1.13
0	0.00
2	2.00
0	0.00
0	0.00
2	2.00
0.50	0.50
1	1.50
0	0.00
2	2.00
3	3.00
6	6.50
1.50	1.63
0	0.00
1	1.50
5	4.40
0	0.00
6	5.90
1.50	1.48
1	1.00
6	6.00
8	8.00
13	13.00
28	28.00
7.00	7.00
6	7.00
6	7.50
8	9.80
12	15.00
32	39.30
8.00	9.83
10	12.00
21	24.30
18	20.80
28	30.30
77	87.40
19.25	21.85
23	23.00
29	30.00
40	40.00
34	35.50
126	128.50
31.50	32.13
50	52.80
38	38.90

58	58.50
59	59.40
205	209.60
51.25	52.40
54	55.50
60	62.80
60	61.00
74	76.30
248	255.60
62.00	63.90
58	57.90
61	62.00
63	62.40
68	70.20
250	252.50
62.50	63.13
73	73.50
87	88.00
86	88.60
77	78.00
323	328.10
80.75	82.03
73	73.00
53	54.50
81	80.20
77	79.80
284	287.50
71.00	71.88
61	61.00
73	73.90
94	94.00
78	79.00
306	307.90
76.50	76.98
73	73.50
62	62.40
60	60.00
59	62.80
254	258.70
63.50	64.68
67	66.40
72	72.20
77	77.00
63	65.30
279	280.90
69.75	70.23
94	94.00
66	65.60
53	54.80
60	60.20
273	274.60
68.25	68.65
49	49.00
41	42.00
45	45.00
38	39.00
173	175.00
43.25	43.75
36	37.30
38	38.00
31	32.00
27	28.00
132	135.30
33.00	33.83
29	28.20
20	21.00
19	19.50
12	13.40
80	82.10
20.00	20.53
8	8.00
9	9.00
13	13.00
6	7.00
36	37.00
9.00	9.25
10	10.00
11	12.00
8	8.00
8	9.00
37	39.00
9.25	9.75
10	10.00

9	9.00
4	4.00
5	5.00
28	28.00
7.00	7.00

3198	3263.90
33.31	34.00

Original Data	
TOTAL	PCU TOTAL
1	1.00
3	3.00
2	2.00
2	2.00
8	8.00
2.00	2.00
2	2.00
1	1.00
2	2.50
0	0.00
5	5.50
1.25	1.38
1	1.00
1	1.00
1	1.00
1	1.00
4	4.00
1.00	1.00
0	0.00
1	1.00
3	3.00
2	2.00
6	6.00
1.50	1.50
0	0.00
1	1.00
1	1.00
0	0.00
2	2.00
0.50	0.50
3	5.30
4	4.00
4	4.00
10	11.30
21	24.60
5.25	6.15
6	6.00
11	12.50
6	7.50
15	18.00
38	44.00
9.50	11.00
12	16.10
16	19.00
18	20.00
21	24.30
67	79.40
16.75	19.85
24	24.00
29	30.00
28	28.00
35	36.00
116	118.00
29.00	29.50
45	48.50
44	45.50
47	47.00
60	62.00
196	203.00
49.00	50.75
68	67.90
62	64.00

60	60.50
67	68.50
257	260.90
64.25	65.23
65	64.90
67	68.50
86	86.00
73	74.50
291	293.90
72.75	73.48
78	78.00
71	73.30
77	77.00
64	65.00
290	293.30
72.50	73.33
59	59.00
59	61.30
62	62.00
76	77.50
256	259.80
64.00	64.95
77	77.00
67	68.00
75	75.00
68	69.00
287	289.00
71.75	72.25
61	61.00
62	63.00
66	66.70
68	69.00
257	259.70
64.25	64.93
71	71.00
60	61.00
86	86.00
56	58.00
273	276.00
68.25	69.00
69	69.50
62	63.00
67	67.00
52	54.00
250	253.50
62.50	63.38
54	54.00
47	48.00
43	44.00
42	43.00
186	189.00
46.50	47.25
31	31.00
26	27.00
26	26.00
21	22.00
104	106.00
26.00	26.50
24	23.70
18	18.00
17	16.40
16	17.00
75	75.10
18.75	18.78
10	11.00
14	15.00
14	14.70
10	11.00
48	51.70
12.00	12.93
7	7.00
6	7.00
12	12.00
3	4.00
28	30.00
7.00	7.50
7	7.00
6	7.00
9	9.00
3	3.00
25	26.00
6.25	6.50

3090	3158.40
32.19	32.90

2315 - 2330	0	0	0	0	0	0	0	0
2330 - 2345	0	0	0	0	0	0	0	0
2345 - 0000	0	0	0	0	0	0	0	0
Hourly Total	0	0	0	0	0	0	0	0
Hourly Average	0.00	0.00	0.00	0.00	0.00	0.00	0.00	0.00

Session Total	0	0	0	0	0	0	0	1
Session Average	0.00	0.00	0.00	0.00	0.00	0.00	0.00	0.01

Date
Thursday 25 April 2019

Weather
Sunny Intervals
Temp: 12°C

0000 - 2400 (Thursday 24H Session)

TIME	Movement 9.12: U-Turn from A16 Victoria Street North to A16 Victoria Street North							
	P/CYCLE	M/CYCLE	CAR	TAXI	LGV	OGV1	OGV2	BUS/COACH
0000 - 0015	0	0	0	0	0	0	0	0
0015 - 0030	0	0	0	0	0	0	0	0
0030 - 0045	0	0	0	0	0	0	0	0
0045 - 0100	0	0	0	0	0	0	0	0
Hourly Total	0	0	0	0	0	0	0	0
Hourly Average	0.00	0.00	0.00	0.00	0.00	0.00	0.00	0.00
0100 - 0115	0	0	0	0	0	0	0	0
0115 - 0130	0	0	0	0	0	0	0	0
0130 - 0145	0	0	0	0	0	0	0	0
0145 - 0200	0	0	0	0	0	0	0	0
Hourly Total	0	0	0	0	0	0	0	0
Hourly Average	0.00	0.00	0.00	0.00	0.00	0.00	0.00	0.00
0200 - 0215	0	0	0	0	0	0	0	0
0215 - 0230	0	0	0	0	0	0	0	0
0230 - 0245	0	0	0	0	0	0	0	0
0245 - 0300	0	0	0	0	0	0	0	0
Hourly Total	0	0	0	0	0	0	0	0
Hourly Average	0.00	0.00	0.00	0.00	0.00	0.00	0.00	0.00
0300 - 0315	0	0	0	0	0	0	0	0
0315 - 0330	0	0	0	0	0	0	0	0
0330 - 0345	0	0	0	0	0	0	0	0
0345 - 0400	0	0	0	0	0	0	0	0
Hourly Total	0	0	0	0	0	0	0	0
Hourly Average	0.00	0.00	0.00	0.00	0.00	0.00	0.00	0.00
0400 - 0415	0	0	0	0	0	0	0	0
0415 - 0430	0	0	0	0	0	0	0	0
0430 - 0445	0	0	0	0	0	0	0	0
0445 - 0500	0	0	0	0	0	0	0	0
Hourly Total	0	0	0	0	0	0	0	0
Hourly Average	0.00	0.00	0.00	0.00	0.00	0.00	0.00	0.00
0500 - 0515	0	0	0	0	0	0	0	0
0515 - 0530	0	0	0	0	0	0	0	0
0530 - 0545	0	0	0	0	0	0	0	0
0545 - 0600	0	0	0	0	0	0	0	0
Hourly Total	0	0	0	0	0	0	0	0
Hourly Average	0.00	0.00	0.00	0.00	0.00	0.00	0.00	0.00
0600 - 0615	0	0	0	0	0	0	0	0
0615 - 0630	0	0	0	0	0	0	0	0
0630 - 0645	0	0	0	0	0	0	0	0
0645 - 0700	0	0	0	0	0	0	0	0
Hourly Total	0	0	0	0	0	0	0	0
Hourly Average	0.00	0.00	0.00	0.00	0.00	0.00	0.00	0.00
0700 - 0715	0	0	0	0	0	0	0	0
0715 - 0730	0	0	0	0	0	0	0	0
0730 - 0745	0	0	0	0	0	0	0	0
0745 - 0800	0	0	0	0	0	0	0	0
Hourly Total	0	0	0	0	0	0	0	0
Hourly Average	0.00	0.00	0.00	0.00	0.00	0.00	0.00	0.00
0800 - 0815	0	0	0	0	0	0	0	0
0815 - 0830	0	0	0	0	0	0	0	0
0830 - 0845	0	0	0	0	0	0	0	0
0845 - 0900	0	0	0	0	0	0	0	0
Hourly Total	0	0	0	0	0	0	0	0
Hourly Average	0.00	0.00	0.00	0.00	0.00	0.00	0.00	0.00
0900 - 0915	0	0	0	0	0	0	0	0
0915 - 0930	0	0	0	0	0	0	0	0
0930 - 0945	0	0	0	0	0	0	0	0
0945 - 1000	0	0	0	0	0	0	0	0
Hourly Total	0	0	0	0	0	0	0	0
Hourly Average	0.00	0.00	0.00	0.00	0.00	0.00	0.00	0.00
1000 - 1015	0	0	0	0	0	0	0	0
1015 - 1030	0	0	0	0	0	1	0	0

Session Total	0	0	1	0	0	1	0	1
Session Average	0.00	0.00	0.01	0.00	0.00	0.01	0.00	0.01

0	0.00
0	0.00
0	0.00
0	0.00
0.00	0.00

1	2.00
0.01	0.02

Original Data	
TOTAL	PCU TOTAL
0	0.00
0	0.00
0	0.00
0	0.00
0	0.00
0.00	0.00
0	0.00
0	0.00
0	0.00
0	0.00
0	0.00
0.00	0.00
0	0.00
0	0.00
0	0.00
0	0.00
0	0.00
0	0.00
0.00	0.00
0	0.00
0	0.00
0	0.00
0	0.00
0	0.00
0.00	0.00
0	0.00
0	0.00
0	0.00
0	0.00
0	0.00
0.00	0.00
0	0.00
0	0.00
0	0.00
0	0.00
0	0.00
0.00	0.00
0	0.00
0	0.00
0	0.00
0	0.00
0	0.00
0	0.00
0.00	0.00
0	0.00
0	0.00
0	0.00
0	0.00
0	0.00
0.00	0.00
0	0.00
1	1.50

3	4.50
0.03	0.05

Immingham, Lincolnshire
Classified Junction Count

Site 9 of 9

Lockhill Road
A180 Cleethorpe Road
A16 Victoria Street North
A180 Westgate

Lat/Long

lat 53.574815° lon -0.080175°

Date

Wednesday 24 April 2019

Weather

Sunny Intervals
Temp: 15°C

0000 - 2400 (Wednesday 24H Session)

TIME	Movement 9.13: Left from A180 Westgate to Lockhill Road							
	P/CYCLE	M/CYCLE	CAR	TAXI	LGV	OGV1	OGV2	BUS/COACH
0000 - 0015	0	0	1	0	2	0	0	0
0015 - 0030	0	0	0	0	0	0	0	0
0030 - 0045	0	0	0	0	1	1	0	0
0045 - 0100	0	0	0	0	0	0	2	0
Hourly Total	0	0	1	0	3	1	2	0
Hourly Average	0.00	0.00	0.25	0.00	0.75	0.25	0.50	0.00
0100 - 0115	0	0	0	0	0	0	0	0
0115 - 0130	0	0	1	0	0	0	2	0
0130 - 0145	0	0	1	0	0	1	0	0
0145 - 0200	0	0	0	0	1	1	1	0
Hourly Total	0	0	2	0	1	2	3	0
Hourly Average	0.00	0.00	0.50	0.00	0.25	0.50	0.75	0.00
0200 - 0215	0	0	1	0	1	0	1	0
0215 - 0230	0	0	1	0	0	0	0	0
0230 - 0245	0	0	1	0	1	0	2	0
0245 - 0300	0	0	0	0	2	0	1	0
Hourly Total	0	0	3	0	4	0	4	0
Hourly Average	0.00	0.00	0.75	0.00	1.00	0.00	1.00	0.00
0300 - 0315	0	0	1	0	1	0	1	0
0315 - 0330	0	0	1	0	1	1	0	0
0330 - 0345	0	0	1	0	2	0	2	0
0345 - 0400	0	0	3	0	0	0	1	0
Hourly Total	0	0	6	0	4	1	4	0
Hourly Average	0.00	0.00	1.50	0.00	1.00	0.25	1.00	0.00
0400 - 0415	0	0	1	0	1	0	3	0
0415 - 0430	0	0	4	0	0	1	1	0
0430 - 0445	0	0	7	0	3	0	2	0
0445 - 0500	0	0	7	0	2	0	0	0
Hourly Total	0	0	19	0	6	1	6	0
Hourly Average	0.00	0.00	4.75	0.00	1.50	0.25	1.50	0.00
0500 - 0515	0	2	11	0	1	2	1	0
0515 - 0530	0	0	29	0	2	0	2	0
0530 - 0545	0	1	36	0	5	0	2	0
0545 - 0600	0	0	24	0	3	1	2	0
Hourly Total	0	3	100	0	11	3	7	0
Hourly Average	0.00	0.75	25.00	0.00	2.75	0.75	1.75	0.00
0600 - 0615	0	0	20	0	5	1	4	0
0615 - 0630	0	0	24	0	2	1	4	0
0630 - 0645	0	0	19	0	6	2	6	0
0645 - 0700	0	0	21	0	3	4	3	0
Hourly Total	0	0	84	0	16	8	17	0
Hourly Average	0.00	0.00	21.00	0.00	4.00	2.00	4.25	0.00
0700 - 0715	0	0	23	0	5	3	4	0
0715 - 0730	0	0	14	0	5	2	2	0
0730 - 0745	0	0	11	0	7	1	5	0
0745 - 0800	0	0	27	0	6	0	1	0
Hourly Total	0	0	75	0	23	6	12	0
Hourly Average	0.00	0.00	18.75	0.00	5.75	1.50	3.00	0.00
0800 - 0815	0	0	37	0	6	2	5	0
0815 - 0830	0	1	28	0	6	2	5	0
0830 - 0845	0	0	36	0	3	2	3	0
0845 - 0900	0	0	36	0	5	1	0	0
Hourly Total	0	1	137	0	20	7	13	0
Hourly Average	0.00	0.25	34.25	0.00	5.00	1.75	3.25	0.00
0900 - 0915	0	0	18	0	10	4	6	0
0915 - 0930	0	0	9	0	9	4	6	0

0930 - 0945	0	0	17	0	11	3	5	0
0945 - 1000	0	0	7	0	11	2	4	0
Hourly Total	0	0	51	0	41	13	21	0
Hourly Average	0.00	0.00	12.75	0.00	10.25	3.25	5.25	0.00
1000 - 1015	0	0	13	0	7	6	2	0
1015 - 1030	0	0	10	0	11	2	5	0
1030 - 1045	0	0	12	0	13	1	5	0
1045 - 1100	0	0	5	0	11	2	2	0
Hourly Total	0	0	40	0	42	11	14	0
Hourly Average	0.00	0.00	10.00	0.00	10.50	2.75	3.50	0.00
1100 - 1115	0	0	13	0	7	1	9	0
1115 - 1130	0	0	5	0	5	5	3	0
1130 - 1145	0	0	8	0	7	0	6	0
1145 - 1200	0	0	9	0	5	2	5	0
Hourly Total	0	0	35	0	24	8	23	0
Hourly Average	0.00	0.00	8.75	0.00	6.00	2.00	5.75	0.00
1200 - 1215	0	0	9	0	4	2	0	0
1215 - 1230	0	0	11	0	13	2	4	0
1230 - 1245	0	0	6	0	5	3	3	0
1245 - 1300	0	0	16	0	8	6	3	0
Hourly Total	0	0	42	0	30	13	10	0
Hourly Average	0.00	0.00	10.50	0.00	7.50	3.25	2.50	0.00
1300 - 1315	0	0	11	0	10	2	2	0
1315 - 1330	0	0	11	0	5	0	5	0
1330 - 1345	0	0	19	0	12	0	4	0
1345 - 1400	0	0	10	0	6	2	2	0
Hourly Total	0	0	51	0	33	4	13	0
Hourly Average	0.00	0.00	12.75	0.00	8.25	1.00	3.25	0.00
1400 - 1415	1	0	8	0	6	1	4	0
1415 - 1430	0	0	11	1	5	1	4	0
1430 - 1445	0	0	11	0	8	4	3	0
1445 - 1500	0	0	10	0	7	1	1	0
Hourly Total	1	0	40	1	26	7	12	0
Hourly Average	0.25	0.00	10.00	0.25	6.50	1.75	3.00	0.00
1500 - 1515	1	0	4	0	4	2	3	0
1515 - 1530	0	0	3	0	9	1	2	0
1530 - 1545	0	0	8	0	3	2	6	0
1545 - 1600	0	0	3	0	5	1	6	0
Hourly Total	1	0	18	0	21	6	17	0
Hourly Average	0.25	0.00	4.50	0.00	5.25	1.50	4.25	0.00
1600 - 1615	0	0	4	0	0	1	0	0
1615 - 1630	0	0	9	0	2	0	1	0
1630 - 1645	0	0	7	0	2	0	0	0
1645 - 1700	1	0	13	0	1	3	2	0
Hourly Total	1	0	33	0	5	4	3	0
Hourly Average	0.25	0.00	8.25	0.00	1.25	1.00	0.75	0.00
1700 - 1715	1	0	13	0	2	0	2	0
1715 - 1730	0	0	7	0	3	5	5	0
1730 - 1745	1	0	9	0	3	0	1	0
1745 - 1800	0	0	6	0	2	2	1	0
Hourly Total	2	0	35	0	10	7	9	0
Hourly Average	0.50	0.00	8.75	0.00	2.50	1.75	2.25	0.00
1800 - 1815	0	0	11	0	0	0	3	0
1815 - 1830	1	0	4	0	1	1	2	0
1830 - 1845	0	0	5	0	1	0	0	0
1845 - 1900	0	0	5	0	0	0	2	0
Hourly Total	1	0	25	0	2	1	7	0
Hourly Average	0.25	0.00	6.25	0.00	0.50	0.25	1.75	0.00
1900 - 1915	0	0	4	0	1	0	1	0
1915 - 1930	0	0	6	0	2	1	0	0
1930 - 1945	0	0	1	0	1	0	2	0
1945 - 2000	0	0	6	0	0	0	0	0
Hourly Total	0	0	17	0	4	1	3	0
Hourly Average	0.00	0.00	4.25	0.00	1.00	0.25	0.75	0.00
2000 - 2015	0	0	2	0	2	0	2	0
2015 - 2030	0	1	1	0	0	1	1	0
2030 - 2045	0	0	1	0	0	0	2	0
2045 - 2100	0	0	4	0	0	0	2	0
Hourly Total	0	1	8	0	2	1	7	0
Hourly Average	0.00	0.25	2.00	0.00	0.50	0.25	1.75	0.00
2100 - 2115	0	0	2	0	1	1	0	0
2115 - 2130	0	0	4	0	2	0	1	0
2130 - 2145	0	0	11	0	2	0	1	0
2145 - 2200	0	0	4	0	1	0	0	0
Hourly Total	0	0	21	0	6	1	2	0
Hourly Average	0.00	0.00	5.25	0.00	1.50	0.25	0.50	0.00
2200 - 2215	0	0	2	0	2	0	0	0
2215 - 2230	0	0	0	0	0	0	2	0
2230 - 2245	0	0	1	0	0	0	1	0
2245 - 2300	0	0	1	0	0	1	0	0
Hourly Total	0	0	4	0	2	1	3	0
Hourly Average	0.00	0.00	1.00	0.00	0.50	0.25	0.75	0.00
2300 - 2315	0	0	2	0	0	0	0	0

2315 - 2330	0	0	0	0	0	0	1	0
2330 - 2345	0	0	0	0	1	0	1	0
2345 - 0000	0	0	1	0	0	0	2	0
Hourly Total	0	0	3	0	1	0	4	0
Hourly Average	0.00	0.00	0.75	0.00	0.25	0.00	1.00	0.00

Session Total	6	5	850	1	337	107	216	0
Session Average	0.06	0.05	8.85	0.01	3.51	1.11	2.25	0.00

Date
Thursday 25 April 2019

Weather
Sunny Intervals
Temp: 12°C

0000 - 2400 (Thursday 24H Session)

TIME	Movement 9.13: Left from A180 Westgate to Lockhill Road							
	P/CYCLE	M/CYCLE	CAR	TAXI	LGV	OGV1	OGV2	BUS/COACH
0000 - 0015	0	0	2	0	3	0	0	0
0015 - 0030	0	0	1	0	0	0	1	0
0030 - 0045	0	0	1	0	0	0	1	0
0045 - 0100	0	0	1	0	1	0	1	0
Hourly Total	0	0	5	0	4	0	3	0
Hourly Average	0.00	0.00	1.25	0.00	1.00	0.00	0.75	0.00
0100 - 0115	0	0	0	0	1	0	0	0
0115 - 0130	0	0	1	0	0	0	0	0
0130 - 0145	0	0	1	0	0	0	2	0
0145 - 0200	0	0	0	0	2	1	2	0
Hourly Total	0	0	2	0	3	1	4	0
Hourly Average	0.00	0.00	0.50	0.00	0.75	0.25	1.00	0.00
0200 - 0215	0	0	0	0	0	0	2	0
0215 - 0230	0	0	0	0	1	0	0	0
0230 - 0245	0	0	0	0	0	1	0	0
0245 - 0300	0	0	1	0	2	0	2	0
Hourly Total	0	0	1	0	3	1	4	0
Hourly Average	0.00	0.00	0.25	0.00	0.75	0.25	1.00	0.00
0300 - 0315	0	0	0	0	0	0	0	0
0315 - 0330	0	0	1	0	0	0	2	0
0330 - 0345	0	0	1	0	0	0	1	0
0345 - 0400	0	0	2	0	1	0	0	0
Hourly Total	0	0	4	0	1	0	3	0
Hourly Average	0.00	0.00	1.00	0.00	0.25	0.00	0.75	0.00
0400 - 0415	0	0	2	0	1	0	1	0
0415 - 0430	0	1	2	0	1	0	2	0
0430 - 0445	0	0	7	0	3	0	0	0
0445 - 0500	0	1	4	0	3	0	1	0
Hourly Total	0	2	15	0	8	0	4	0
Hourly Average	0.00	0.50	3.75	0.00	2.00	0.00	1.00	0.00
0500 - 0515	0	0	14	0	1	1	3	0
0515 - 0530	0	0	30	0	4	0	1	0
0530 - 0545	0	2	29	0	7	0	2	0
0545 - 0600	0	0	32	0	3	3	1	0
Hourly Total	0	2	105	0	15	4	7	0
Hourly Average	0.00	0.50	26.25	0.00	3.75	1.00	1.75	0.00
0600 - 0615	0	0	21	0	2	2	3	0
0615 - 0630	0	0	24	0	6	2	6	0
0630 - 0645	0	2	20	0	2	1	4	0
0645 - 0700	0	0	14	0	4	3	5	0
Hourly Total	0	2	79	0	14	8	18	0
Hourly Average	0.00	0.50	19.75	0.00	3.50	2.00	4.50	0.00
0700 - 0715	0	0	16	0	2	2	2	0
0715 - 0730	0	1	20	0	3	3	3	0
0730 - 0745	0	0	13	0	6	2	3	0
0745 - 0800	0	0	25	0	13	3	3	0
Hourly Total	0	1	74	0	24	10	11	0
Hourly Average	0.00	0.25	18.50	0.00	6.00	2.50	2.75	0.00
0800 - 0815	0	0	36	0	8	1	5	0
0815 - 0830	0	1	33	0	6	3	2	0
0830 - 0845	0	0	20	0	7	2	4	0
0845 - 0900	0	0	29	0	9	2	5	0
Hourly Total	0	1	118	0	30	8	16	0
Hourly Average	0.00	0.25	29.50	0.00	7.50	2.00	4.00	0.00
0900 - 0915	0	0	24	0	7	1	3	0
0915 - 0930	0	0	10	0	9	2	3	0
0930 - 0945	0	0	9	0	11	1	3	0
0945 - 1000	0	0	12	0	6	4	2	0
Hourly Total	0	0	55	0	33	8	11	0
Hourly Average	0.00	0.00	13.75	0.00	8.25	2.00	2.75	0.00
1000 - 1015	0	0	8	0	4	2	3	0
1015 - 1030	0	0	4	1	9	4	5	0

1030 - 1045	0	0	5	0	9	0	3	0
1045 - 1100	0	0	7	0	5	4	5	0
Hourly Total	0	0	24	1	27	10	16	0
Hourly Average	0.00	0.00	6.00	0.25	6.75	2.50	4.00	0.00
1100 - 1115	0	0	4	0	6	3	2	0
1115 - 1130	0	0	7	1	4	1	3	0
1130 - 1145	0	0	7	0	9	5	2	0
1145 - 1200	0	0	10	0	7	5	1	0
Hourly Total	0	0	28	1	26	14	8	0
Hourly Average	0.00	0.00	7.00	0.25	6.50	3.50	2.00	0.00
1200 - 1215	0	0	10	0	9	2	3	0
1215 - 1230	0	0	13	0	11	2	2	0
1230 - 1245	0	0	3	0	8	1	3	0
1245 - 1300	0	0	19	0	4	2	4	0
Hourly Total	0	0	45	0	32	7	12	0
Hourly Average	0.00	0.00	11.25	0.00	8.00	1.75	3.00	0.00
1300 - 1315	0	0	11	0	7	1	2	0
1315 - 1330	0	0	11	0	3	0	3	0
1330 - 1345	0	0	12	0	6	2	1	0
1345 - 1400	0	0	9	0	6	0	5	0
Hourly Total	0	0	43	0	22	3	11	0
Hourly Average	0.00	0.00	10.75	0.00	5.50	0.75	2.75	0.00
1400 - 1415	0	0	8	0	6	1	2	0
1415 - 1430	0	0	8	0	5	0	1	0
1430 - 1445	0	0	8	0	5	3	3	0
1445 - 1500	0	0	5	0	10	1	4	0
Hourly Total	0	0	29	0	26	5	10	0
Hourly Average	0.00	0.00	7.25	0.00	6.50	1.25	2.50	0.00
1500 - 1515	0	0	6	0	5	1	4	0
1515 - 1530	0	0	7	0	6	3	2	0
1530 - 1545	0	0	11	0	3	4	3	0
1545 - 1600	0	0	3	0	8	3	1	0
Hourly Total	0	0	27	0	22	11	10	0
Hourly Average	0.00	0.00	6.75	0.00	5.50	2.75	2.50	0.00
1600 - 1615	0	0	6	0	4	1	1	0
1615 - 1630	0	0	6	0	3	1	2	0
1630 - 1645	1	0	5	0	2	0	1	0
1645 - 1700	0	0	8	0	2	2	3	0
Hourly Total	1	0	25	0	11	4	7	0
Hourly Average	0.25	0.00	6.25	0.00	2.75	1.00	1.75	0.00
1700 - 1715	0	0	9	0	4	0	1	0
1715 - 1730	0	0	2	0	2	1	0	0
1730 - 1745	0	0	12	0	3	0	5	0
1745 - 1800	0	0	5	0	2	1	0	0
Hourly Total	0	0	28	0	11	2	6	0
Hourly Average	0.00	0.00	7.00	0.00	2.75	0.50	1.50	0.00
1800 - 1815	0	0	10	1	0	1	1	0
1815 - 1830	0	0	14	0	2	0	1	0
1830 - 1845	0	0	13	0	0	0	1	0
1845 - 1900	0	0	5	0	1	1	1	0
Hourly Total	0	0	42	1	3	2	4	0
Hourly Average	0.00	0.00	10.50	0.25	0.75	0.50	1.00	0.00
1900 - 1915	0	0	4	0	1	0	1	0
1915 - 1930	0	0	0	0	2	0	1	0
1930 - 1945	0	0	1	0	0	0	0	0
1945 - 2000	0	0	0	0	0	0	0	0
Hourly Total	0	0	5	0	3	0	2	0
Hourly Average	0.00	0.00	1.25	0.00	0.75	0.00	0.50	0.00
2000 - 2015	0	0	2	0	2	0	1	0
2015 - 2030	0	0	1	0	0	1	1	0
2030 - 2045	0	0	5	0	0	0	0	0
2045 - 2100	0	0	10	0	0	0	1	0
Hourly Total	0	0	18	0	2	1	3	0
Hourly Average	0.00	0.00	4.50	0.00	0.50	0.25	0.75	0.00
2100 - 2115	0	0	3	0	1	0	0	0
2115 - 2130	0	0	4	0	0	1	1	0
2130 - 2145	0	0	8	0	0	0	1	0
2145 - 2200	0	0	6	0	0	0	2	0
Hourly Total	0	0	21	0	1	1	4	0
Hourly Average	0.00	0.00	5.25	0.00	0.25	0.25	1.00	0.00
2200 - 2215	0	0	0	0	1	0	2	0
2215 - 2230	0	0	0	0	1	1	1	0
2230 - 2245	0	0	0	0	0	0	0	0
2245 - 2300	0	0	1	0	0	0	0	0
Hourly Total	0	0	1	0	2	1	3	0
Hourly Average	0.00	0.00	0.25	0.00	0.50	0.25	0.75	0.00
2300 - 2315	0	0	0	0	1	1	2	0
2315 - 2330	0	0	1	0	1	0	1	0
2330 - 2345	0	0	1	0	2	0	0	0
2345 - 0000	0	0	0	0	0	0	0	0
Hourly Total	0	0	2	0	4	1	3	0
Hourly Average	0.00	0.00	0.50	0.00	1.00	0.25	0.75	0.00

Session Total	1	8	796	3	327	102	180	0
Session Average	0.01	0.08	8.29	0.03	3.41	1.06	1.88	0.00

Original Data	
TOTAL	PCU TOTAL
3	3.00
0	0.00
2	2.50
2	4.60
7	10.10
1.75	2.53
0	0.00
3	5.60
2	2.50
3	4.80
8	12.90
2.00	3.23
3	4.30
1	1.00
4	6.60
3	4.30
11	16.20
2.75	4.05
3	4.30
3	3.50
5	7.60
4	5.30
15	20.70
3.75	5.18
5	8.90
6	7.80
12	14.60
9	9.00
32	40.30
8.00	10.08
17	18.10
33	35.60
44	46.00
30	33.10
124	132.80
31.00	33.20
30	35.70
31	36.70
33	41.80
31	36.90
125	151.10
31.25	37.78
35	41.70
23	26.60
24	31.00
34	35.30
116	134.60
29.00	33.65
50	57.50
42	48.90
44	48.90
42	42.50
178	197.80
44.50	49.45
38	47.80
28	37.80

36	44.00
24	30.20
126	159.80
31.50	39.95
28	33.60
28	35.50
31	38.00
20	23.60
107	130.70
26.75	32.68
30	42.20
18	24.40
21	28.80
21	28.50
90	123.90
22.50	30.98
15	16.00
30	36.20
17	22.40
33	39.90
95	114.50
23.75	28.63
25	28.60
21	27.50
35	40.20
20	23.60
101	119.90
25.25	29.98
20	24.90
22	27.70
26	31.90
19	20.80
87	105.30
21.75	26.33
14	18.10
15	18.10
19	27.80
15	23.30
63	87.30
15.75	21.83
5	5.50
12	13.30
9	9.00
20	23.30
46	51.10
11.50	12.78
18	19.80
20	29.00
14	14.50
11	13.30
63	76.60
15.75	19.15
14	17.90
9	11.30
6	6.00
7	9.60
36	44.80
9.00	11.20
6	7.30
9	9.50
4	6.60
6	6.00
25	29.40
6.25	7.35
6	8.60
4	5.20
3	5.60
6	8.60
19	28.00
4.75	7.00
4	4.50
7	8.30
14	15.30
5	5.00
30	33.10
7.50	8.28
4	4.00
2	4.60
2	3.30
2	2.50
10	14.40
2.50	3.60
2	2.00

1	2.30
2	3.30
3	5.60
8	13.20
2.00	3.30

1522	1848.50
15.85	19.26

Original Data	
TOTAL	PCU TOTAL
5	5.00
2	3.30
2	3.30
3	4.30
12	15.90
3.00	3.98
1	1.00
1	1.00
3	5.60
5	8.10
10	15.70
2.50	3.93
2	4.60
1	1.00
1	1.50
5	7.60
9	14.70
2.25	3.68
0	0.00
3	5.60
2	3.30
3	3.00
8	11.90
2.00	2.98
4	5.30
6	8.00
10	10.00
9	9.70
29	33.00
7.25	8.25
19	23.40
35	36.30
40	41.40
39	41.80
133	142.90
33.25	35.73
28	32.90
38	46.80
29	33.50
26	34.00
121	147.20
30.25	36.80
22	25.60
30	34.80
24	28.90
44	49.40
120	138.70
30.00	34.68
50	57.00
45	48.50
33	39.20
45	52.50
173	197.20
43.25	49.30
35	39.40
24	28.90
24	28.40
24	28.60
107	125.30
26.75	31.33
17	21.90
23	31.50

17	20.90
21	29.50
78	103.80
19.50	25.95
15	19.10
16	20.40
23	28.10
23	26.80
77	94.40
19.25	23.60
24	28.90
28	31.60
15	19.40
29	35.20
96	115.10
24.00	28.78
21	24.10
17	20.90
21	23.30
20	26.50
79	94.80
19.75	23.70
17	20.10
14	15.30
19	24.40
20	25.70
70	85.50
17.50	21.38
16	21.70
18	22.10
21	26.90
15	17.80
70	88.50
17.50	22.13
12	13.80
12	15.10
9	9.50
15	19.90
48	58.30
12.00	14.58
14	15.30
5	5.50
20	26.50
8	8.50
47	55.80
11.75	13.95
13	14.80
17	18.30
14	15.30
8	9.80
52	58.20
13.00	14.55
6	7.30
3	4.30
1	1.00
0	0.00
10	12.60
2.50	3.15
5	6.30
3	4.80
5	5.00
11	12.30
24	28.40
6.00	7.10
4	4.00
6	7.80
9	10.30
8	10.60
27	32.70
6.75	8.18
3	5.60
3	4.80
0	0.00
1	1.00
7	11.40
1.75	2.85
4	7.10
3	4.30
3	3.00
0	0.00
10	14.40
2.50	3.60

1417	1696.40
14.76	17.67

Immingham, Lincolnshire
Classified Junction Count

Site 9 of 9

Lockhill Road
A180 Cleethorpe Road
A16 Victoria Street North
A180 Westgate

Lat/Long

lat 53.574815° lon -0.080175°

Date

Wednesday 24 April 2019

Weather

Sunny Intervals
Temp: 15°C

0000 - 2400 (Wednesday 24H Session)

Movement 9.14: Eastbound from A180 Westgate to A180 Cleethorpe Road								
TIME	P/CYCLE	M/CYCLE	CAR	TAXI	LGV	OGV1	OGV2	BUS/COACH
0000 - 0015	0	0	7	0	1	0	1	0
0015 - 0030	0	0	6	0	1	1	1	0
0030 - 0045	0	0	7	0	0	0	1	0
0045 - 0100	0	0	3	0	1	0	0	0
Hourly Total	0	0	23	0	3	1	3	0
Hourly Average	0.00	0.00	5.75	0.00	0.75	0.25	0.75	0.00
0100 - 0115	0	0	1	0	1	0	1	0
0115 - 0130	0	0	3	0	1	0	0	0
0130 - 0145	0	0	4	0	0	0	1	0
0145 - 0200	0	0	4	0	0	1	0	0
Hourly Total	0	0	12	0	2	1	2	0
Hourly Average	0.00	0.00	3.00	0.00	0.50	0.25	0.50	0.00
0200 - 0215	0	0	3	0	0	0	0	0
0215 - 0230	0	0	5	0	0	0	0	0
0230 - 0245	0	0	4	0	0	1	0	0
0245 - 0300	0	0	2	0	0	2	0	0
Hourly Total	0	0	14	0	0	3	0	0
Hourly Average	0.00	0.00	3.50	0.00	0.00	0.75	0.00	0.00
0300 - 0315	0	0	2	0	0	1	1	0
0315 - 0330	0	0	4	0	0	0	1	0
0330 - 0345	0	0	5	0	0	1	2	0
0345 - 0400	0	0	2	0	2	0	0	0
Hourly Total	0	0	13	0	2	2	4	0
Hourly Average	0.00	0.00	3.25	0.00	0.50	0.50	1.00	0.00
0400 - 0415	0	0	3	0	1	0	0	0
0415 - 0430	0	0	0	0	2	1	1	0
0430 - 0445	0	0	0	0	0	0	1	0
0445 - 0500	0	0	2	0	0	1	2	0
Hourly Total	0	0	5	0	3	2	4	0
Hourly Average	0.00	0.00	1.25	0.00	0.75	0.50	1.00	0.00
0500 - 0515	0	0	4	0	2	1	1	0
0515 - 0530	0	0	4	0	0	0	3	0
0530 - 0545	0	0	10	0	0	1	3	0
0545 - 0600	0	0	13	0	2	3	2	0
Hourly Total	0	0	31	0	4	5	9	0
Hourly Average	0.00	0.00	7.75	0.00	1.00	1.25	2.25	0.00
0600 - 0615	0	0	19	0	1	3	3	0
0615 - 0630	0	0	9	0	4	2	4	0
0630 - 0645	0	2	28	0	5	7	5	1
0645 - 0700	0	0	41	0	5	2	6	0
Hourly Total	0	2	97	0	15	14	18	1
Hourly Average	0.00	0.50	24.25	0.00	3.75	3.50	4.50	0.25
0700 - 0715	0	0	41	0	6	11	5	1
0715 - 0730	0	0	50	0	17	3	4	2
0730 - 0745	0	0	56	0	15	4	6	2
0745 - 0800	0	0	55	0	18	6	4	0
Hourly Total	0	0	202	0	56	24	19	5
Hourly Average	0.00	0.00	50.50	0.00	14.00	6.00	4.75	1.25
0800 - 0815	0	0	88	0	17	6	8	0
0815 - 0830	0	0	88	0	15	7	7	0
0830 - 0845	0	0	86	0	21	6	10	1
0845 - 0900	0	0	108	0	19	10	5	0
Hourly Total	0	0	370	0	72	29	30	1
Hourly Average	0.00	0.00	92.50	0.00	18.00	7.25	7.50	0.25
0900 - 0915	0	1	104	0	24	4	8	0
0915 - 0930	0	0	83	0	17	1	5	0

0930 - 0945	0	0	83	0	23	3	10	0
0945 - 1000	0	0	74	0	16	3	3	1
Hourly Total	0	1	344	0	80	11	26	1
Hourly Average	0.00	0.25	86.00	0.00	20.00	2.75	6.50	0.25
1000 - 1015	0	1	93	0	22	3	3	0
1015 - 1030	0	2	94	0	23	4	3	0
1030 - 1045	0	0	91	0	17	5	3	0
1045 - 1100	0	1	98	0	10	5	2	3
Hourly Total	0	4	376	0	72	17	11	3
Hourly Average	0.00	1.00	94.00	0.00	18.00	4.25	2.75	0.75
1100 - 1115	0	1	89	0	17	4	4	0
1115 - 1130	0	0	95	0	18	4	7	0
1130 - 1145	0	0	80	0	19	2	3	0
1145 - 1200	0	0	90	0	16	5	1	0
Hourly Total	0	1	354	0	70	15	15	0
Hourly Average	0.00	0.25	88.50	0.00	17.50	3.75	3.75	0.00
1200 - 1215	0	0	72	0	19	4	5	0
1215 - 1230	0	1	93	0	22	1	7	0
1230 - 1245	0	1	75	0	19	0	3	0
1245 - 1300	0	0	101	0	19	3	9	0
Hourly Total	0	2	341	0	79	8	24	0
Hourly Average	0.00	0.50	85.25	0.00	19.75	2.00	6.00	0.00
1300 - 1315	0	0	95	0	15	2	8	0
1315 - 1330	0	0	76	0	17	2	3	0
1330 - 1345	0	1	66	0	27	4	5	0
1345 - 1400	0	1	95	0	19	1	3	1
Hourly Total	0	2	332	0	78	9	19	1
Hourly Average	0.00	0.50	83.00	0.00	19.50	2.25	4.75	0.25
1400 - 1415	0	1	88	0	21	0	3	1
1415 - 1430	1	2	79	0	10	6	1	0
1430 - 1445	1	0	98	0	15	5	2	0
1445 - 1500	1	2	83	0	10	3	6	1
Hourly Total	3	5	348	0	56	14	12	2
Hourly Average	0.75	1.25	87.00	0.00	14.00	3.50	3.00	0.50
1500 - 1515	0	0	83	0	23	4	6	0
1515 - 1530	0	0	82	0	12	4	1	0
1530 - 1545	0	0	76	1	15	2	4	0
1545 - 1600	0	0	87	0	18	0	1	0
Hourly Total	0	0	328	1	68	10	12	0
Hourly Average	0.00	0.00	82.00	0.25	17.00	2.50	3.00	0.00
1600 - 1615	0	1	110	1	14	1	2	1
1615 - 1630	0	2	132	1	15	1	1	0
1630 - 1645	1	1	135	0	19	0	2	0
1645 - 1700	0	1	103	1	14	0	1	0
Hourly Total	1	5	480	3	62	2	6	1
Hourly Average	0.25	1.25	120.00	0.75	15.50	0.50	1.50	0.25
1700 - 1715	0	1	153	0	16	1	1	0
1715 - 1730	0	0	119	0	14	1	5	1
1730 - 1745	0	0	129	0	15	1	1	1
1745 - 1800	0	1	92	1	14	0	0	0
Hourly Total	0	2	493	1	59	3	7	2
Hourly Average	0.00	0.50	123.25	0.25	14.75	0.75	1.75	0.50
1800 - 1815	0	0	75	0	8	2	1	0
1815 - 1830	0	0	95	0	10	0	2	1
1830 - 1845	0	0	89	0	8	0	2	0
1845 - 1900	0	0	71	0	9	0	1	0
Hourly Total	0	0	330	0	35	2	6	1
Hourly Average	0.00	0.00	82.50	0.00	8.75	0.50	1.50	0.25
1900 - 1915	1	0	58	0	8	0	3	0
1915 - 1930	0	0	46	0	2	1	1	0
1930 - 1945	0	0	32	0	6	1	2	0
1945 - 2000	0	0	40	0	2	0	0	0
Hourly Total	1	0	176	0	18	2	6	0
Hourly Average	0.25	0.00	44.00	0.00	4.50	0.50	1.50	0.00
2000 - 2015	0	0	29	0	2	0	1	0
2015 - 2030	0	0	15	0	0	0	1	0
2030 - 2045	0	0	18	0	1	0	3	0
2045 - 2100	0	0	21	0	1	0	0	0
Hourly Total	0	0	83	0	4	0	5	0
Hourly Average	0.00	0.00	20.75	0.00	1.00	0.00	1.25	0.00
2100 - 2115	0	0	21	0	0	0	0	0
2115 - 2130	0	1	12	0	0	0	0	0
2130 - 2145	0	0	18	0	1	0	1	0
2145 - 2200	0	0	13	0	2	0	2	0
Hourly Total	0	1	64	0	3	0	3	0
Hourly Average	0.00	0.25	16.00	0.00	0.75	0.00	0.75	0.00
2200 - 2215	0	0	21	0	2	0	0	0
2215 - 2230	0	0	9	0	1	0	0	0
2230 - 2245	0	0	8	0	3	0	1	0
2245 - 2300	0	0	16	0	0	1	0	0
Hourly Total	0	0	54	0	6	1	1	0
Hourly Average	0.00	0.00	13.50	0.00	1.50	0.25	0.25	0.00
2300 - 2315	0	0	5	0	0	0	0	0

2315 - 2330	0	0	12	0	0	0	0	0
2330 - 2345	0	0	7	0	0	0	0	0
2345 - 0000	0	0	7	0	2	0	1	0
Hourly Total	0	0	31	0	2	0	1	0
Hourly Average	0.00	0.00	7.75	0.00	0.50	0.00	0.25	0.00

Session Total	5	25	4901	5	849	175	243	18
Session Average	0.05	0.26	51.05	0.05	8.84	1.82	2.53	0.19

Date
Thursday 25 April 2019

Weather
Sunny Intervals
Temp: 12°C

0000 - 2400 (Thursday 24H Session)

Movement 9.14: Eastbound from A180 Westgate to A180 Cleethorpe Road								
TIME	P/CYCLE	M/CYCLE	CAR	TAXI	LGV	OGV1	OGV2	BUS/COACH
0000 - 0015	0	0	2	0	2	0	0	0
0015 - 0030	0	0	3	0	0	0	2	0
0030 - 0045	0	0	9	0	1	0	1	0
0045 - 0100	0	0	8	0	0	0	0	0
Hourly Total	0	0	22	0	3	0	3	0
Hourly Average	0.00	0.00	5.50	0.00	0.75	0.00	0.75	0.00
0100 - 0115	0	0	3	0	0	0	0	0
0115 - 0130	0	0	2	0	0	1	0	0
0130 - 0145	0	0	4	0	0	1	0	0
0145 - 0200	0	0	2	0	0	0	2	0
Hourly Total	0	0	11	0	0	2	2	0
Hourly Average	0.00	0.00	2.75	0.00	0.00	0.50	0.50	0.00
0200 - 0215	0	0	3	0	0	0	0	0
0215 - 0230	0	0	3	0	0	2	0	0
0230 - 0245	0	0	5	0	1	0	0	0
0245 - 0300	0	0	6	0	0	1	1	0
Hourly Total	0	0	17	0	1	3	1	0
Hourly Average	0.00	0.00	4.25	0.00	0.25	0.75	0.25	0.00
0300 - 0315	0	0	2	0	0	0	0	0
0315 - 0330	0	0	1	0	0	1	0	0
0330 - 0345	0	0	5	0	0	0	2	0
0345 - 0400	0	0	2	0	1	1	0	0
Hourly Total	0	0	10	0	1	2	2	0
Hourly Average	0.00	0.00	2.50	0.00	0.25	0.50	0.50	0.00
0400 - 0415	0	0	3	0	1	2	0	0
0415 - 0430	0	0	6	0	0	2	0	0
0430 - 0445	0	0	0	0	3	0	1	0
0445 - 0500	0	0	0	0	0	1	2	0
Hourly Total	0	0	9	0	4	5	3	0
Hourly Average	0.00	0.00	2.25	0.00	1.00	1.25	0.75	0.00
0500 - 0515	0	0	3	0	3	4	4	0
0515 - 0530	0	0	1	0	0	2	2	0
0530 - 0545	0	0	9	0	1	0	5	0
0545 - 0600	0	0	13	0	0	2	3	0
Hourly Total	0	0	26	0	4	8	14	0
Hourly Average	0.00	0.00	6.50	0.00	1.00	2.00	3.50	0.00
0600 - 0615	0	0	17	0	3	3	8	0
0615 - 0630	0	0	17	0	1	6	1	0
0630 - 0645	0	1	34	0	4	4	9	0
0645 - 0700	0	0	30	0	4	4	4	1
Hourly Total	0	1	98	0	12	17	22	1
Hourly Average	0.00	0.25	24.50	0.00	3.00	4.25	5.50	0.25
0700 - 0715	0	0	44	0	17	9	5	1
0715 - 0730	0	0	36	0	9	3	14	3
0730 - 0745	0	0	54	0	9	4	5	2
0745 - 0800	0	0	59	0	19	9	9	0
Hourly Total	0	0	193	0	54	25	33	6
Hourly Average	0.00	0.00	48.25	0.00	13.50	6.25	8.25	1.50
0800 - 0815	0	0	93	0	16	3	8	0
0815 - 0830	0	0	83	1	30	7	1	1
0830 - 0845	0	1	100	0	22	2	5	1
0845 - 0900	0	0	108	0	10	7	7	0
Hourly Total	0	1	384	1	78	19	21	2
Hourly Average	0.00	0.25	96.00	0.25	19.50	4.75	5.25	0.50
0900 - 0915	0	0	108	2	16	6	6	0
0915 - 0930	0	0	89	0	5	3	6	0
0930 - 0945	0	0	98	0	29	7	6	0
0945 - 1000	0	0	78	0	10	6	5	1
Hourly Total	0	0	373	2	60	22	23	1
Hourly Average	0.00	0.00	93.25	0.50	15.00	5.50	5.75	0.25
1000 - 1015	0	0	75	1	9	2	4	0
1015 - 1030	0	0	82	0	21	4	7	1

1030 - 1045	0	0	71	0	16	5	5	1
1045 - 1100	0	0	91	0	24	3	6	0
Hourly Total	0	0	319	1	70	14	22	2
Hourly Average	0.00	0.00	79.75	0.25	17.50	3.50	5.50	0.50
1100 - 1115	0	0	80	0	20	8	12	0
1115 - 1130	0	2	79	0	15	3	3	0
1130 - 1145	0	0	78	0	16	1	4	0
1145 - 1200	0	2	88	0	9	8	2	0
Hourly Total	0	4	325	0	60	20	21	0
Hourly Average	0.00	1.00	81.25	0.00	15.00	5.00	5.25	0.00
1200 - 1215	0	3	77	0	16	1	2	0
1215 - 1230	0	0	79	0	15	2	4	0
1230 - 1245	0	0	102	0	21	3	5	0
1245 - 1300	0	0	89	0	18	2	6	0
Hourly Total	0	3	347	0	70	8	17	0
Hourly Average	0.00	0.75	86.75	0.00	17.50	2.00	4.25	0.00
1300 - 1315	0	0	98	0	9	1	3	0
1315 - 1330	0	0	79	0	11	1	4	0
1330 - 1345	0	0	91	0	5	9	6	0
1345 - 1400	0	0	95	0	17	4	6	0
Hourly Total	0	0	363	0	42	15	19	0
Hourly Average	0.00	0.00	90.75	0.00	10.50	3.75	4.75	0.00
1400 - 1415	0	0	101	0	12	1	1	2
1415 - 1430	0	0	75	0	9	0	3	0
1430 - 1445	1	0	89	0	9	6	8	0
1445 - 1500	0	0	82	0	14	2	3	1
Hourly Total	1	0	347	0	44	9	15	3
Hourly Average	0.25	0.00	86.75	0.00	11.00	2.25	3.75	0.75
1500 - 1515	0	0	88	0	14	5	1	0
1515 - 1530	0	0	86	0	12	4	3	0
1530 - 1545	0	1	95	0	12	0	2	0
1545 - 1600	0	0	80	0	14	1	5	2
Hourly Total	0	1	349	0	52	10	11	2
Hourly Average	0.00	0.25	87.25	0.00	13.00	2.50	2.75	0.50
1600 - 1615	0	0	100	0	16	2	5	1
1615 - 1630	0	0	129	0	8	1	5	0
1630 - 1645	0	0	126	0	19	1	2	0
1645 - 1700	0	0	126	0	8	1	2	0
Hourly Total	0	0	481	0	51	5	14	1
Hourly Average	0.00	0.00	120.25	0.00	12.75	1.25	3.50	0.25
1700 - 1715	0	0	141	0	9	0	1	0
1715 - 1730	1	0	141	0	13	2	3	1
1730 - 1745	0	0	117	0	9	2	3	0
1745 - 1800	0	0	102	2	10	0	1	0
Hourly Total	1	0	501	2	41	4	8	1
Hourly Average	0.25	0.00	125.25	0.50	10.25	1.00	2.00	0.25
1800 - 1815	0	0	113	0	6	1	2	0
1815 - 1830	0	0	85	0	7	1	5	0
1830 - 1845	0	0	66	0	5	0	2	0
1845 - 1900	0	0	82	0	8	0	1	0
Hourly Total	0	0	346	0	26	2	10	0
Hourly Average	0.00	0.00	86.50	0.00	6.50	0.50	2.50	0.00
1900 - 1915	0	0	49	0	2	1	1	0
1915 - 1930	0	0	45	1	3	0	1	0
1930 - 1945	0	0	42	0	4	0	1	0
1945 - 2000	0	0	27	0	3	0	1	0
Hourly Total	0	0	163	1	12	1	4	0
Hourly Average	0.00	0.00	40.75	0.25	3.00	0.25	1.00	0.00
2000 - 2015	0	0	28	0	2	0	0	0
2015 - 2030	0	0	27	0	2	0	0	0
2030 - 2045	0	0	27	0	1	0	0	0
2045 - 2100	0	0	15	0	0	0	0	0
Hourly Total	0	0	97	0	5	0	0	0
Hourly Average	0.00	0.00	24.25	0.00	1.25	0.00	0.00	0.00
2100 - 2115	0	0	21	0	0	0	3	0
2115 - 2130	0	0	20	0	2	0	0	0
2130 - 2145	0	0	17	0	1	0	2	0
2145 - 2200	0	0	12	0	0	0	1	0
Hourly Total	0	0	70	0	3	0	6	0
Hourly Average	0.00	0.00	17.50	0.00	0.75	0.00	1.50	0.00
2200 - 2215	0	0	24	1	0	0	0	0
2215 - 2230	0	0	16	0	0	0	2	0
2230 - 2245	0	0	13	0	1	0	1	0
2245 - 2300	0	0	8	0	0	0	0	0
Hourly Total	0	0	61	1	1	0	3	0
Hourly Average	0.00	0.00	15.25	0.25	0.25	0.00	0.75	0.00
2300 - 2315	0	0	6	0	0	0	1	0
2315 - 2330	0	0	16	0	1	0	1	0
2330 - 2345	0	0	6	0	0	0	0	0
2345 - 0000	0	0	4	0	2	0	0	0
Hourly Total	0	0	32	0	3	0	2	0
Hourly Average	0.00	0.00	8.00	0.00	0.75	0.00	0.50	0.00

Session Total	2	10	4944	8	697	191	276	19
Session Average	0.02	0.10	51.50	0.08	7.26	1.99	2.88	0.20

Original Data	
TOTAL	PCU TOTAL
9	10.30
9	10.80
8	9.30
4	4.00
30	34.40
7.50	8.60
3	4.30
4	4.00
5	6.30
5	5.50
17	20.10
4.25	5.03
3	3.00
5	5.00
5	5.50
4	5.00
17	18.50
4.25	4.63
4	5.80
5	6.30
8	11.10
4	4.00
21	27.20
5.25	6.80
4	4.00
4	5.80
1	2.30
5	8.10
14	20.20
3.50	5.05
8	9.80
7	10.90
14	18.40
20	24.10
49	63.20
12.25	15.80
26	31.40
19	25.20
48	57.80
54	62.80
147	177.20
36.75	44.30
64	77.00
76	84.70
83	94.80
83	91.20
306	347.70
76.50	86.93
119	132.40
117	129.60
124	141.00
142	153.50
502	556.50
125.50	139.13
141	152.80
106	113.00

119	133.50
97	103.40
463	502.70
115.75	125.68
122	126.80
126	130.70
116	122.40
119	126.50
483	506.40
120.75	126.60
115	121.60
124	135.10
104	108.90
112	115.80
455	481.40
113.75	120.35
100	108.50
124	133.00
98	101.30
132	145.20
454	488.00
113.50	122.00
120	131.40
98	102.90
103	110.90
120	124.80
441	470.00
110.25	117.50
114	118.30
99	101.30
121	125.30
106	114.30
440	459.20
110.00	114.80
116	125.80
99	102.30
98	104.20
106	107.30
419	439.60
104.75	109.90
130	133.50
152	152.60
158	159.20
120	120.70
560	566.00
140.00	141.50
172	173.20
140	148.00
147	149.80
108	107.40
567	578.40
141.75	144.60
86	88.30
108	111.60
99	101.60
81	82.30
374	383.80
93.50	95.95
70	73.10
50	51.80
41	44.10
42	42.00
203	211.00
50.75	52.75
32	33.30
16	17.30
22	25.90
22	22.00
92	98.50
23.00	24.63
21	21.00
13	12.40
20	21.30
17	19.60
71	74.30
17.75	18.58
23	23.00
10	10.00
12	13.30
17	17.50
62	63.80
15.50	15.95
5	5.00

12	12.00
7	7.00
10	11.30
34	35.30
8.50	8.83

6221	6623.40
64.80	68.99

Original Data	
TOTAL	PCU TOTAL
4	4.00
5	7.60
11	12.30
8	8.00
28	31.90
7.00	7.98
3	3.00
3	3.50
5	5.50
4	6.60
15	18.60
3.75	4.65
3	3.00
5	6.00
6	6.00
8	9.80
22	24.80
5.50	6.20
2	2.00
2	2.50
7	9.60
4	4.50
15	18.60
3.75	4.65
6	7.00
8	9.00
4	5.30
3	6.10
21	27.40
5.25	6.85
14	21.20
5	8.60
15	21.50
18	22.90
52	74.20
13.00	18.55
31	42.90
25	29.30
52	65.10
43	51.20
151	188.50
37.75	47.13
76	88.00
65	87.70
74	84.50
96	112.20
311	372.40
77.75	93.10
120	131.90
123	128.80
131	138.90
132	144.60
506	544.20
126.50	136.05
138	148.80
103	112.30
140	151.30
100	110.50
481	522.90
120.25	130.73
91	97.20
115	127.10

98	108.00
124	133.30
428	465.60
107.00	116.40
120	139.60
102	106.20
99	104.70
109	114.40
430	464.90
107.50	116.23
99	100.30
100	106.20
131	139.00
115	123.80
445	469.30
111.25	117.33
111	115.40
95	100.70
111	123.30
122	131.80
439	471.20
109.75	117.80
117	120.80
87	90.90
113	125.60
102	107.90
419	445.20
104.75	111.30
108	111.80
105	110.90
110	112.00
102	111.00
425	445.70
106.25	111.43
124	132.50
143	150.00
148	151.10
137	140.10
552	573.70
138.00	143.43
151	152.30
161	166.10
131	135.90
115	116.30
558	570.60
139.50	142.65
122	125.10
98	105.00
73	75.60
91	92.30
384	398.00
96.00	99.50
53	54.80
50	51.30
47	48.30
31	32.30
181	186.70
45.25	46.68
30	30.00
29	29.00
28	28.00
15	15.00
102	102.00
25.50	25.50
24	27.90
22	22.00
20	22.60
13	14.30
79	86.80
19.75	21.70
25	25.00
18	20.60
15	16.30
8	8.00
66	69.90
16.50	17.48
7	8.30
18	19.30
6	6.00
6	6.00
37	39.60
9.25	9.90

6147	6612.70
64.03	68.88

Immingham, Lincolnshire
Classified Junction Count

Site 9 of 9

Lockhill Road
A180 Cleethorpe Road
A16 Victoria Street North
A180 Westgate

Lat/Long

lat 53.574815° lon -0.080175°

Date

Wednesday 24 April 2019

Weather

Sunny Intervals
Temp: 15°C

0000 - 2400 (Wednesday 24H Session)

Movement 9.15: Right from A180 Westgate to A16 Victoria Street North								
TIME	P/CYCLE	M/CYCLE	CAR	TAXI	LGV	OGV1	OGV2	BUS/COACH
0000 - 0015	0	0	14	1	0	0	1	0
0015 - 0030	0	0	8	0	4	0	3	0
0030 - 0045	0	0	8	0	3	0	0	0
0045 - 0100	0	0	12	0	2	0	0	0
Hourly Total	0	0	42	1	9	0	4	0
Hourly Average	0.00	0.00	10.50	0.25	2.25	0.00	1.00	0.00
0100 - 0115	1	0	8	0	2	1	1	0
0115 - 0130	0	0	8	0	1	0	0	0
0130 - 0145	0	2	20	0	0	0	1	0
0145 - 0200	0	0	8	0	2	0	1	0
Hourly Total	1	2	44	0	5	1	3	0
Hourly Average	0.25	0.50	11.00	0.00	1.25	0.25	0.75	0.00
0200 - 0215	0	0	7	0	0	0	1	0
0215 - 0230	0	0	3	0	2	0	0	0
0230 - 0245	0	0	3	0	0	0	0	0
0245 - 0300	0	0	6	0	2	0	0	0
Hourly Total	0	0	19	0	4	0	1	0
Hourly Average	0.00	0.00	4.75	0.00	1.00	0.00	0.25	0.00
0300 - 0315	0	0	10	0	1	0	1	0
0315 - 0330	0	0	3	0	2	0	1	0
0330 - 0345	0	0	7	0	1	2	0	0
0345 - 0400	0	1	2	0	0	1	0	0
Hourly Total	0	1	22	0	4	3	2	0
Hourly Average	0.00	0.25	5.50	0.00	1.00	0.75	0.50	0.00
0400 - 0415	0	0	6	0	0	0	0	0
0415 - 0430	0	0	6	0	1	1	1	0
0430 - 0445	0	0	14	0	2	1	3	0
0445 - 0500	0	0	21	0	1	0	2	0
Hourly Total	0	0	47	0	4	2	6	0
Hourly Average	0.00	0.00	11.75	0.00	1.00	0.50	1.50	0.00
0500 - 0515	0	0	23	1	1	0	0	0
0515 - 0530	0	0	17	1	7	2	3	0
0530 - 0545	0	0	24	0	0	0	0	0
0545 - 0600	0	1	35	1	5	0	4	0
Hourly Total	0	1	99	3	13	2	7	0
Hourly Average	0.00	0.25	24.75	0.75	3.25	0.50	1.75	0.00
0600 - 0615	0	1	51	0	7	1	0	0
0615 - 0630	0	1	44	1	11	1	1	0
0630 - 0645	0	0	50	0	14	0	4	0
0645 - 0700	0	1	53	2	24	4	4	1
Hourly Total	0	3	198	3	56	6	9	1
Hourly Average	0.00	0.75	49.50	0.75	14.00	1.50	2.25	0.25
0700 - 0715	0	0	65	1	19	13	0	1
0715 - 0730	0	1	61	1	15	7	6	0
0730 - 0745	1	1	102	1	38	0	5	1
0745 - 0800	0	2	128	2	46	3	10	3
Hourly Total	1	4	356	5	118	23	21	5
Hourly Average	0.25	1.00	89.00	1.25	29.50	5.75	5.25	1.25
0800 - 0815	0	1	105	0	39	1	8	0
0815 - 0830	0	1	141	4	50	8	1	0
0830 - 0845	0	1	131	3	48	4	8	2
0845 - 0900	0	2	122	2	44	1	5	0
Hourly Total	0	5	499	9	181	14	22	2
Hourly Average	0.00	1.25	124.75	2.25	45.25	3.50	5.50	0.50
0900 - 0915	0	0	94	3	32	8	4	0
0915 - 0930	0	0	109	2	30	0	4	0

0930 - 0945	0	2	84	3	36	1	0	0
0945 - 1000	0	0	146	2	31	7	1	0
Hourly Total	0	2	433	10	129	16	9	0
Hourly Average	0.00	0.50	108.25	2.50	32.25	4.00	2.25	0.00
1000 - 1015	0	1	116	0	40	8	0	0
1015 - 1030	1	3	86	3	38	9	3	2
1030 - 1045	0	0	89	3	24	14	1	1
1045 - 1100	0	1	98	1	31	6	6	0
Hourly Total	1	5	389	7	133	37	10	3
Hourly Average	0.25	1.25	97.25	1.75	33.25	9.25	2.50	0.75
1100 - 1115	0	0	106	5	37	4	1	0
1115 - 1130	0	3	93	0	31	5	2	0
1130 - 1145	0	0	119	1	38	0	4	0
1145 - 1200	0	0	148	5	18	4	3	1
Hourly Total	0	3	466	11	124	13	10	1
Hourly Average	0.00	0.75	116.50	2.75	31.00	3.25	2.50	0.25
1200 - 1215	0	2	191	0	29	4	0	1
1215 - 1230	0	0	119	0	30	0	1	1
1230 - 1245	0	1	119	1	42	2	4	0
1245 - 1300	0	3	122	0	25	0	3	1
Hourly Total	0	6	551	1	126	6	8	3
Hourly Average	0.00	1.50	137.75	0.25	31.50	1.50	2.00	0.75
1300 - 1315	0	1	121	0	20	2	0	0
1315 - 1330	0	0	131	4	35	8	0	0
1330 - 1345	0	3	137	2	30	6	6	0
1345 - 1400	0	0	183	1	37	1	0	0
Hourly Total	0	4	572	7	122	17	6	0
Hourly Average	0.00	1.00	143.00	1.75	30.50	4.25	1.50	0.00
1400 - 1415	0	1	194	3	39	4	3	1
1415 - 1430	0	2	176	1	31	3	0	2
1430 - 1445	0	6	145	3	36	1	6	0
1445 - 1500	0	1	122	1	48	3	1	2
Hourly Total	0	10	637	8	154	11	10	5
Hourly Average	0.00	2.50	159.25	2.00	38.50	2.75	2.50	1.25
1500 - 1515	0	3	170	3	34	5	0	0
1515 - 1530	0	2	134	3	49	1	4	0
1530 - 1545	0	0	152	0	34	6	4	0
1545 - 1600	0	4	134	2	44	0	0	0
Hourly Total	0	9	590	8	161	12	8	0
Hourly Average	0.00	2.25	147.50	2.00	40.25	3.00	2.00	0.00
1600 - 1615	0	7	256	0	56	2	1	0
1615 - 1630	0	4	234	0	57	6	0	0
1630 - 1645	0	6	243	1	43	0	1	0
1645 - 1700	0	1	284	2	38	0	0	0
Hourly Total	0	18	1017	3	194	8	2	0
Hourly Average	0.00	4.50	254.25	0.75	48.50	2.00	0.50	0.00
1700 - 1715	2	2	237	2	41	1	0	0
1715 - 1730	2	3	237	1	35	0	1	1
1730 - 1745	0	2	261	1	28	1	5	0
1745 - 1800	1	0	227	0	33	0	3	2
Hourly Total	5	7	962	4	137	2	9	3
Hourly Average	1.25	1.75	240.50	1.00	34.25	0.50	2.25	0.75
1800 - 1815	3	2	234	1	19	1	0	0
1815 - 1830	0	3	158	2	10	0	0	0
1830 - 1845	2	0	133	1	8	0	2	0
1845 - 1900	0	2	133	0	16	0	0	0
Hourly Total	5	7	658	4	53	1	2	0
Hourly Average	1.25	1.75	164.50	1.00	13.25	0.25	0.50	0.00
1900 - 1915	0	0	106	1	10	0	2	0
1915 - 1930	1	1	74	1	7	0	0	0
1930 - 1945	0	2	75	0	7	0	1	0
1945 - 2000	0	2	96	1	6	0	1	0
Hourly Total	1	5	351	3	30	0	4	0
Hourly Average	0.25	1.25	87.75	0.75	7.50	0.00	1.00	0.00
2000 - 2015	0	0	72	0	8	0	0	0
2015 - 2030	0	1	59	0	7	0	1	0
2030 - 2045	0	4	55	0	5	0	0	0
2045 - 2100	0	1	19	0	1	0	0	0
Hourly Total	0	6	205	0	21	0	1	0
Hourly Average	0.00	1.50	51.25	0.00	5.25	0.00	0.25	0.00
2100 - 2115	0	2	49	0	3	0	0	0
2115 - 2130	0	0	58	0	3	0	1	0
2130 - 2145	0	0	37	0	2	0	0	0
2145 - 2200	0	0	62	0	4	0	1	0
Hourly Total	0	2	206	0	12	0	2	0
Hourly Average	0.00	0.50	51.50	0.00	3.00	0.00	0.50	0.00
2200 - 2215	0	1	111	0	3	0	0	0
2215 - 2230	0	3	60	1	1	1	0	0
2230 - 2245	0	0	37	0	1	0	0	0
2245 - 2300	0	0	6	0	4	0	0	0
Hourly Total	0	4	214	1	9	1	0	0
Hourly Average	0.00	1.00	53.50	0.25	2.25	0.25	0.00	0.00
2300 - 2315	0	0	25	0	0	0	2	0

2315 - 2330	0	1	28	0	4	0	2	0
2330 - 2345	0	1	17	0	5	0	1	0
2345 - 0000	0	0	17	0	0	2	0	0
Hourly Total	0	2	87	0	9	2	5	0
Hourly Average	0.00	0.50	21.75	0.00	2.25	0.50	1.25	0.00

Session Total	14	106	8664	88	1808	177	161	23
Session Average	0.15	1.10	90.25	0.92	18.83	1.84	1.68	0.24

Date
Thursday 25 April 2019

Weather
Sunny Intervals
Temp: 12°C

0000 - 2400 (Thursday 24H Session)

Movement 9.15: Right from A180 Westgate to A16 Victoria Street North								
TIME	P/CYCLE	M/CYCLE	CAR	TAXI	LGV	OGV1	OGV2	BUS/COACH
0000 - 0015	0	0	20	1	0	0	2	0
0015 - 0030	0	0	24	0	3	0	0	0
0030 - 0045	0	0	22	0	2	0	2	0
0045 - 0100	0	0	9	0	1	0	0	1
Hourly Total	0	0	75	1	6	0	4	1
Hourly Average	0.00	0.00	18.75	0.25	1.50	0.00	1.00	0.25
0100 - 0115	0	0	17	1	0	1	0	0
0115 - 0130	0	0	13	1	1	0	0	0
0130 - 0145	0	0	9	1	0	0	1	0
0145 - 0200	0	0	11	0	1	0	0	0
Hourly Total	0	0	50	3	2	1	1	0
Hourly Average	0.00	0.00	12.50	0.75	0.50	0.25	0.25	0.00
0200 - 0215	0	0	12	0	0	0	1	0
0215 - 0230	0	0	12	0	0	0	0	0
0230 - 0245	0	1	0	0	0	0	0	0
0245 - 0300	0	0	6	1	1	0	0	0
Hourly Total	0	1	30	1	1	0	1	0
Hourly Average	0.00	0.25	7.50	0.25	0.25	0.00	0.25	0.00
0300 - 0315	0	0	4	0	0	0	0	0
0315 - 0330	0	1	8	0	0	0	0	0
0330 - 0345	0	0	21	0	2	1	1	0
0345 - 0400	0	0	8	0	0	2	0	0
Hourly Total	0	1	41	0	2	3	1	0
Hourly Average	0.00	0.25	10.25	0.00	0.50	0.75	0.25	0.00
0400 - 0415	0	0	10	0	2	0	1	0
0415 - 0430	1	0	8	0	0	2	0	0
0430 - 0445	0	0	19	0	2	1	1	0
0445 - 0500	0	0	22	0	2	0	3	0
Hourly Total	1	0	59	0	6	3	5	0
Hourly Average	0.25	0.00	14.75	0.00	1.50	0.75	1.25	0.00
0500 - 0515	0	0	25	0	6	0	0	0
0515 - 0530	0	0	28	0	3	1	2	0
0530 - 0545	2	0	41	0	0	2	1	0
0545 - 0600	0	0	42	0	6	0	4	0
Hourly Total	2	0	136	0	15	3	7	0
Hourly Average	0.50	0.00	34.00	0.00	3.75	0.75	1.75	0.00
0600 - 0615	1	3	62	1	5	1	4	0
0615 - 0630	0	0	32	1	8	0	3	0
0630 - 0645	0	0	52	2	14	2	4	0
0645 - 0700	0	1	62	0	13	9	1	1
Hourly Total	1	4	208	4	40	12	12	1
Hourly Average	0.25	1.00	52.00	1.00	10.00	3.00	3.00	0.25
0700 - 0715	0	1	63	3	16	10	2	0
0715 - 0730	0	1	59	3	28	1	3	2
0730 - 0745	0	1	107	2	41	4	1	1
0745 - 0800	0	2	128	3	18	3	3	0
Hourly Total	0	5	357	11	103	18	9	3
Hourly Average	0.00	1.25	89.25	2.75	25.75	4.50	2.25	0.75
0800 - 0815	0	0	145	2	36	4	1	0
0815 - 0830	0	2	131	5	52	4	7	0
0830 - 0845	0	1	153	7	47	11	3	1
0845 - 0900	0	0	124	2	57	11	0	0
Hourly Total	0	3	553	16	192	30	11	1
Hourly Average	0.00	0.75	138.25	4.00	48.00	7.50	2.75	0.25
0900 - 0915	0	1	119	10	45	7	3	1
0915 - 0930	0	0	124	6	50	8	0	0
0930 - 0945	0	1	98	3	44	4	7	0
0945 - 1000	0	2	129	3	43	8	6	0
Hourly Total	0	4	470	22	182	27	16	1
Hourly Average	0.00	1.00	117.50	5.50	45.50	6.75	4.00	0.25
1000 - 1015	0	0	107	8	33	10	4	0
1015 - 1030	0	1	79	6	33	11	1	2

1030 - 1045	0	0	109	7	36	6	3	1
1045 - 1100	0	1	116	3	49	4	7	0
Hourly Total	0	2	411	24	151	31	15	3
Hourly Average	0.00	0.50	102.75	6.00	37.75	7.75	3.75	0.75
1100 - 1115	0	4	132	2	32	7	2	0
1115 - 1130	0	0	117	8	43	2	0	0
1130 - 1145	0	1	112	8	31	1	4	0
1145 - 1200	0	0	106	6	45	9	5	0
Hourly Total	0	5	467	24	151	19	11	0
Hourly Average	0.00	1.25	116.75	6.00	37.75	4.75	2.75	0.00
1200 - 1215	0	0	135	3	38	4	0	0
1215 - 1230	0	2	122	9	35	3	2	0
1230 - 1245	0	0	157	10	27	5	0	0
1245 - 1300	0	2	64	10	27	2	1	0
Hourly Total	0	4	478	32	127	14	3	0
Hourly Average	0.00	1.00	119.50	8.00	31.75	3.50	0.75	0.00
1300 - 1315	0	2	110	4	47	2	1	0
1315 - 1330	0	0	133	6	28	10	2	0
1330 - 1345	0	2	108	2	39	3	1	0
1345 - 1400	0	1	133	9	32	0	6	0
Hourly Total	0	5	484	21	146	15	10	0
Hourly Average	0.00	1.25	121.00	5.25	36.50	3.75	2.50	0.00
1400 - 1415	3	4	167	9	39	3	0	1
1415 - 1430	0	0	153	7	37	3	3	1
1430 - 1445	0	3	133	10	42	3	3	1
1445 - 1500	0	0	147	7	49	3	0	0
Hourly Total	3	7	600	33	167	12	6	3
Hourly Average	0.75	1.75	150.00	8.25	41.75	3.00	1.50	0.75
1500 - 1515	0	0	151	7	43	2	3	0
1515 - 1530	0	0	108	7	28	6	1	0
1530 - 1545	0	2	125	5	33	0	2	0
1545 - 1600	0	6	206	7	40	0	1	0
Hourly Total	0	8	590	26	144	8	7	0
Hourly Average	0.00	2.00	147.50	6.50	36.00	2.00	1.75	0.00
1600 - 1615	0	6	268	5	57	1	2	0
1615 - 1630	0	4	208	9	65	2	0	0
1630 - 1645	1	3	231	5	48	1	2	2
1645 - 1700	0	5	349	5	66	1	1	0
Hourly Total	1	18	1056	24	236	5	5	2
Hourly Average	0.25	4.50	264.00	6.00	59.00	1.25	1.25	0.50
1700 - 1715	1	5	260	3	41	3	1	0
1715 - 1730	0	3	286	3	37	1	0	0
1730 - 1745	1	3	199	7	27	0	3	0
1745 - 1800	0	1	198	1	37	0	3	0
Hourly Total	2	12	943	14	142	4	7	0
Hourly Average	0.50	3.00	235.75	3.50	35.50	1.00	1.75	0.00
1800 - 1815	0	3	240	2	31	0	2	0
1815 - 1830	0	2	181	1	17	0	1	0
1830 - 1845	0	0	134	3	22	1	0	0
1845 - 1900	0	1	148	5	21	1	1	0
Hourly Total	0	6	703	11	91	2	4	0
Hourly Average	0.00	1.50	175.75	2.75	22.75	0.50	1.00	0.00
1900 - 1915	0	2	154	4	13	0	0	0
1915 - 1930	0	0	91	0	12	0	1	0
1930 - 1945	0	1	81	4	6	0	0	0
1945 - 2000	0	1	100	4	11	0	2	0
Hourly Total	0	4	426	12	42	0	3	0
Hourly Average	0.00	1.00	106.50	3.00	10.50	0.00	0.75	0.00
2000 - 2015	0	0	72	1	9	1	0	0
2015 - 2030	0	0	100	3	5	0	4	0
2030 - 2045	0	0	60	2	9	0	0	1
2045 - 2100	0	0	72	0	11	0	0	0
Hourly Total	0	0	304	6	34	1	4	1
Hourly Average	0.00	0.00	76.00	1.50	8.50	0.25	1.00	0.25
2100 - 2115	1	0	75	1	5	0	0	0
2115 - 2130	0	1	60	1	4	0	0	0
2130 - 2145	0	1	58	0	4	0	1	0
2145 - 2200	0	2	66	1	8	0	0	0
Hourly Total	1	4	259	3	21	0	1	0
Hourly Average	0.25	1.00	64.75	0.75	5.25	0.00	0.25	0.00
2200 - 2215	0	0	116	2	4	0	1	0
2215 - 2230	0	0	64	1	3	0	0	0
2230 - 2245	0	0	44	0	1	0	1	0
2245 - 2300	0	0	18	1	5	1	1	0
Hourly Total	0	0	242	4	13	1	3	0
Hourly Average	0.00	0.00	60.50	1.00	3.25	0.25	0.75	0.00
2300 - 2315	0	1	30	2	3	0	0	0
2315 - 2330	0	0	32	2	1	0	0	0
2330 - 2345	0	0	27	2	3	1	0	0
2345 - 0000	0	0	21	3	2	0	0	0
Hourly Total	0	1	110	9	9	1	0	0
Hourly Average	0.00	0.25	27.50	2.25	2.25	0.25	0.00	0.00

Session Total	11	94	9052	301	2023	210	146	16
Session Average	0.11	0.98	94.29	3.14	21.07	2.19	1.52	0.17

Original Data	
TOTAL	PCU TOTAL
16	17.30
15	18.90
11	11.00
14	14.00
56	61.20
14.00	15.30
13	14.00
9	9.00
23	23.10
11	12.30
56	58.40
14.00	14.60
8	9.30
5	5.00
3	3.00
8	8.00
24	25.30
6.00	6.33
12	13.30
6	7.30
10	11.00
4	3.90
32	35.50
8.00	8.88
6	6.00
9	10.80
20	24.40
24	26.60
59	67.80
14.75	16.95
25	25.00
30	34.90
24	24.00
46	50.60
125	134.50
31.25	33.63
60	59.90
59	60.20
68	73.20
89	96.60
276	289.90
69.00	72.48
99	106.50
91	101.70
149	155.10
194	210.30
533	573.60
133.25	143.40
154	164.30
205	209.70
197	210.80
176	181.80
732	766.60
183.00	191.65
141	150.20
145	150.20

126	125.30
187	191.80
599	617.50
149.75	154.38
165	168.40
145	152.80
132	141.30
143	153.20
585	615.70
146.25	153.93
153	156.30
134	137.30
162	167.20
179	185.90
628	646.70
157.00	161.68
227	228.80
151	153.30
169	174.60
154	157.10
701	713.80
175.25	178.45
144	144.40
178	182.00
184	193.00
222	222.50
728	741.90
182.00	185.48
245	251.30
215	217.30
197	201.70
178	182.20
835	852.50
208.75	213.13
215	215.70
193	197.50
196	204.20
184	181.60
788	799.00
197.00	199.75
322	320.10
301	301.60
294	291.70
325	324.40
1242	1237.80
310.50	309.45
285	282.70
280	278.90
298	303.80
266	271.10
1129	1136.50
282.25	284.13
260	256.90
173	171.20
146	147.00
151	149.80
730	724.90
182.50	181.23
119	121.60
84	82.60
85	85.10
106	106.10
394	395.40
98.50	98.85
80	80.00
68	68.70
64	61.60
21	20.40
233	230.70
58.25	57.68
54	52.80
62	63.30
39	39.00
67	68.30
222	223.40
55.50	55.85
115	114.40
66	64.70
38	38.00
10	10.00
229	227.10
57.25	56.78
27	29.60

35	37.00
24	24.70
19	20.00
105	111.30
26.25	27.83

11041	11287.00
115.01	117.57

Original Data	
TOTAL	PCU TOTAL
23	25.60
27	27.00
26	28.60
11	12.00
87	93.20
21.75	23.30
19	19.50
15	15.00
11	12.30
12	12.00
57	58.80
14.25	14.70
13	14.30
12	12.00
1	0.40
8	8.00
34	34.70
8.50	8.68
4	4.00
9	8.40
25	26.80
10	11.00
48	50.20
12.00	12.55
13	14.30
11	11.20
23	24.80
27	30.90
74	81.20
18.50	20.30
31	31.00
34	37.10
46	46.70
52	57.20
163	172.00
40.75	43.00
77	80.10
44	47.90
74	80.20
87	93.20
282	301.40
70.50	75.35
95	102.00
97	102.80
157	160.70
157	161.20
506	526.70
126.50	131.68
188	191.30
201	210.90
223	232.80
194	199.50
806	834.50
201.50	208.63
186	193.80
188	192.00
157	167.50
191	201.60
722	754.90
180.50	188.73
162	172.20
133	141.20

162	169.90
180	190.50
637	673.80
159.25	168.45
179	182.70
170	171.00
157	162.10
171	182.00
677	697.80
169.25	174.45
180	182.00
173	175.90
199	201.50
106	107.10
658	666.50
164.50	166.63
166	167.10
179	186.60
155	156.60
181	188.20
681	698.50
170.25	174.63
226	223.70
204	210.40
195	199.60
206	207.50
831	841.20
207.75	210.30
206	210.90
150	154.30
167	168.40
260	257.70
783	791.30
195.75	197.83
339	338.50
288	286.60
293	295.50
427	425.80
1347	1346.40
336.75	336.60
314	313.00
330	328.70
240	241.30
240	243.30
1124	1126.30
281.00	281.58
278	278.80
202	202.10
160	160.50
177	178.20
817	819.60
204.25	204.90
173	171.80
104	105.30
92	91.40
118	120.00
487	488.50
121.75	122.13
83	83.50
112	117.20
72	73.00
83	83.00
350	356.70
87.50	89.18
82	81.20
66	65.40
64	64.70
77	75.80
289	287.10
72.25	71.78
123	124.30
68	68.00
46	47.30
26	27.80
263	267.40
65.75	66.85
36	35.40
35	35.00
33	33.50
26	26.00
130	129.90
32.50	32.48

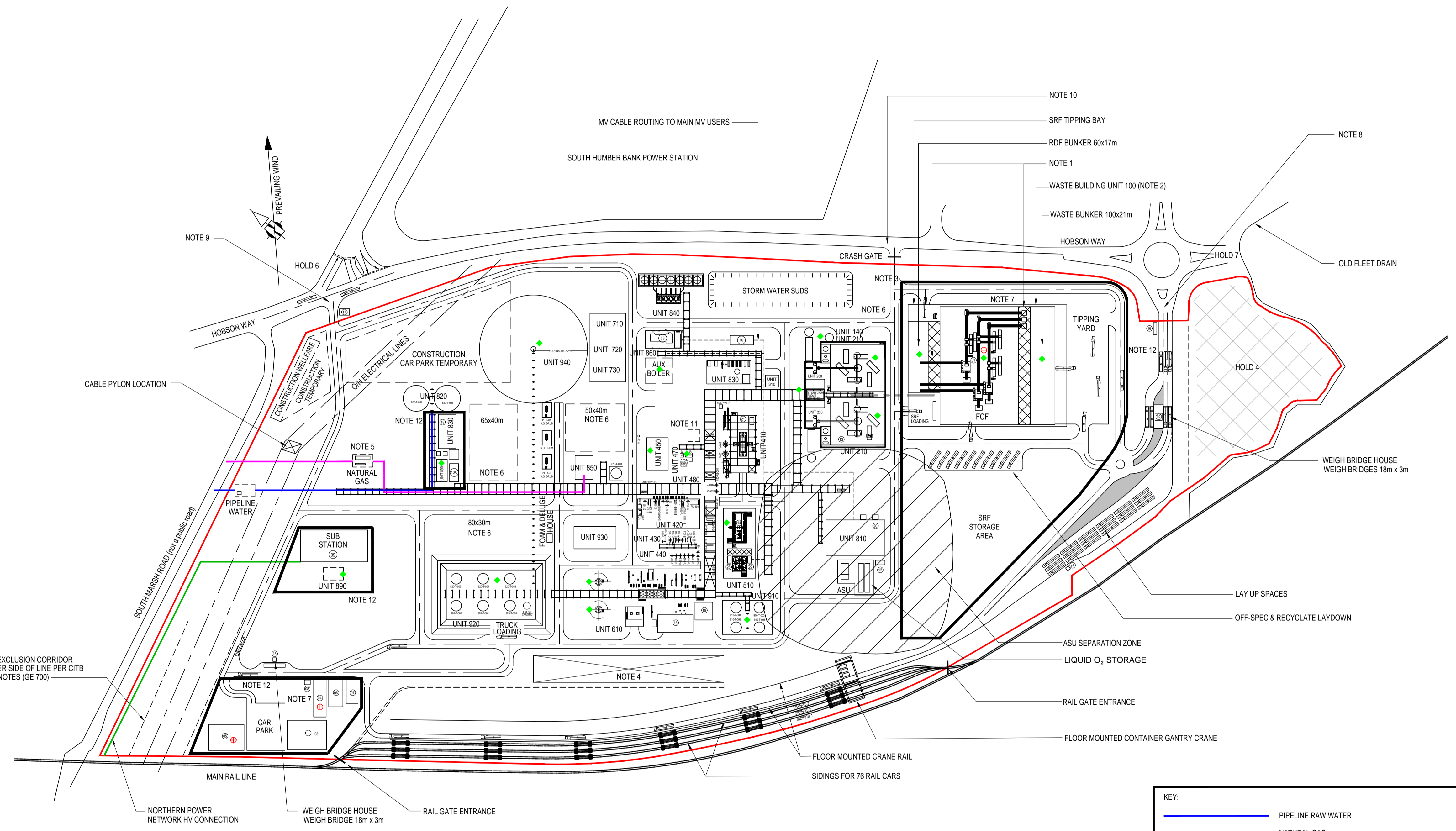
11853	12098.60
123.47	126.03

Session Total	0	0	1	0	0	1	1	0
Session Average	0.00	0.00	0.01	0.00	0.00	0.01	0.01	0.00

3	4.80
0.03	0.05

Appendix 4 - Proposed Site Layouts

This document and the design it covers are the property of SNC-LAVALIN. It CAN NOT be reproduced or communicated to any third party without prior written consent given by SNC-LAVALIN.



- NOTES:**
- 10m WIDE SPACE FOR FIRE PROTECTION EQUIPMENT, HOT LOAD DROP, GRAB CRANE MAINTENANCE, SPARE GRAB LAYDOWN, AND FEED HOPPERS. WASTE BUNKER TO INCLUDE OFF SPEC/REJECTS SHUTE.
 - WASTE BUILDING AND AREA TO HAVE SPARE CAPACITY FOR FUTURE MRF EQUIPMENT AND TRUCK ACCESS TO DELIVER DRY RDF BUNKER.
 - 30m HAZARD CONTROL DISTANCE. GAP INSURANCE STANDARD 100FT GAP BETWEEN INTERMEDIATE HAZARD GASIFIER AND DRY RDF STORE.
 - ASSUME NO PRODUCT EXPORT BY TRAIN - LEAVE SPACE FOR FUTURE.
 - NATURAL GAS CONNECTION UNDER GROUND AS IGNITION/ACCIDENT RISK FROM FALLING POWER CABLE.
 - EXPANSION SPACE FROM ACTION/DECISION REGISTERS.
 - SAFE REFUGES.
 - MAIN ENTRANCE - FEED STOCK.
 - 2ND ENTRANCE, PERSONNEL AND FUEL/PRODUCT EXPORT ONLY.
 - EMERGENCY SERVICES/CRASH GATE.
 - FUTURE PROVISION FOR NO GUARD BED.
 - ELEVATED AREAS FOR FLOOD PROTECTION.
 - HEIGHT TO EAVES.

Unit number	Unit
Solids handling - Section 100	
110	Feed receiving and transfer & storage
120	MRF system
130	RDF Dryers
140	Ash/slag handling, transfer & storage
150	Dry RDF storage & transfer
Gasification and reforming - Section 200	
210	Gasification unit - Steam Reformer
220	Partial oxidation (POX) burner unit
230	Partial oxidation (POX) reactor unit and syngas cooler
Primary gas clean-up - Section 300	
310	Particulate & ammonia removal unit
Secondary gas clean-up - Section 400	
410	Syngas compression
420	Rectisol sulphur removal, CO ₂ removal & regeneration unit
430	Water gas shift unit
440	Hydrogen recovery unit
450	Sulphur removal unit
470	CO ₂ recycle compression unit
480	FT inlet guard bed unit

Syngas conversion - Section 500	
510	Fischer-Tropsch synthesis unit
Product upgrading - Section 600	
610	FT liquid upgrading unit
620	Product Fractionator Unit
Wastewater treatment - Section 700	
710	Wastewater stripping
720	Salty water treatment
730	Oily water treatment

Utilities - Section 800	
810	Air separation unit (ASU)
820	Raw water treatment
830	BFW and steam system
840	Cooling water system
850	Fuel system
860	Power generation system
870	Plant air, instrument air and nitrogen system
880	Hydrogen Compression and Distribution

Off-sites - Section 900	
910	Intermediate tankage and chemicals storage
920	Final product tankage and loading
930	Catalyst and chemicals storage
940	Flare system
950	Fire water system
960	Electrical infrastructure
970	Drainage
980	Buildings
990	Interconnecting piping

REV.	DATE	REVISION DESCRIPTION	PREPD	CHKD	APP.
03	20/02/2019	RE-ISSUED FOR CLIENT REVIEW	DP	MW	MW
02	30/11/2018	RE-ISSUED FOR CLIENT REVIEW	DP	MW	MW
01	09/11/2018	ISSUED FOR CLIENT REVIEW	DP	MW	MW
00	02/11/2018	ISSUED FOR INTERNAL REVIEW	DP	MW	MW

KEY:

- PIPELINE RAW WATER
- NATURAL GAS
- UNDER GROUND HV POWER
- SITE BOUNDARY
- SAFE FLOOD REFUGE
- GASEOUS EMISSIONS POINTS PER 181883-0000-49-LST-002 REV 00

0 50 100 150 METRES

NOTE 13

BL	0	01	Buildings	L (m)	W (m)	H (m)
980	BL	01	Waste Processing Building	119	107	12
980	BL	02	(Main Entrance) Weighbridge House	6	6	3
980	BL	03	Lockers, Welfare, Training	33	25	6
980	BL	04	Control Building	31.5	10.5	5
980	BL	05	Offices & Administration Building And Visitor Centre	22	30	7
980	BL	06	Workshop & Warm Store	23	12	12
980	BL	07	Warehouse (Cold)	20	10	5
980	BL	08	Laboratory	4	5	5
980	BL	09	Main Substation	27	57	12
980	BL	10	Unit Substations	20	8	4.5
980	BL	11	Local Equipment Rooms	20	15	4.5
980	BL	12	ASU Shelter	8	4	10
980	BL	13	Gasification Shelter	70	35	60
980	BL	14	FT Shelter	24	12	14
980	BL	15	Upgrading Compressor Shelter	30	15	10
980	BL	16	Main Gate House	10	3	5
980	BL	17	North Western Gate House	6	3	5
980	BL	18	Fire Water Pump House	30	15	5
980	BL	19	Hydrogen Compressor Shelter	15	15	10
980	BL	20	ASU Compressor Shelter	50	30	10
980	BL	21	Syngas Compressor Shelter	50	20	10
980	BL	22	FT Tail Gas Compressor Shelter	6	3	10
980	BL	23	Steam Turbine Generator Shelter	20	15	30
980	BL	24	HGV Driver Toilet Block	3	3	3
980	BL	25	(West) Weighbridge House	3	3	3
980	BL	26	VROR Recycle Compressor Shelter	6	3	10

- HOLDS:**
1. WHETHER NEARBY UTILITIES CONNECTIONS.
 - TELECOMMS
 - POTABLE WATER
 - SEWERAGE
 - LV POWER
 2. CLEARED.
 3. CLEARED.
 4. EXTENT OF BUILT UP GROUND.
 5. CHP AND CLS READY PLOT.
 6. HAZARD AT ROAD JUNCTION. CONFIRM WITH LOCAL AUTHORITY LAYOUT OF JUNCTION.
 7. HOBSON WAY BEING EXTENDED AS PART OF SOUTH HUMBER INDUSTRIAL PLAN.
 8. UPDATE OF EQUIPMENT TAGS TO MEET LATEST EQUIPMENT LIST

VELOCYS **SNC-LAVALIN**

SCALE: 1:20 ORIGINAL DRAWING SIZE: A1

PROJECT: WASTE TO JET

TITLE: SITE PLAN

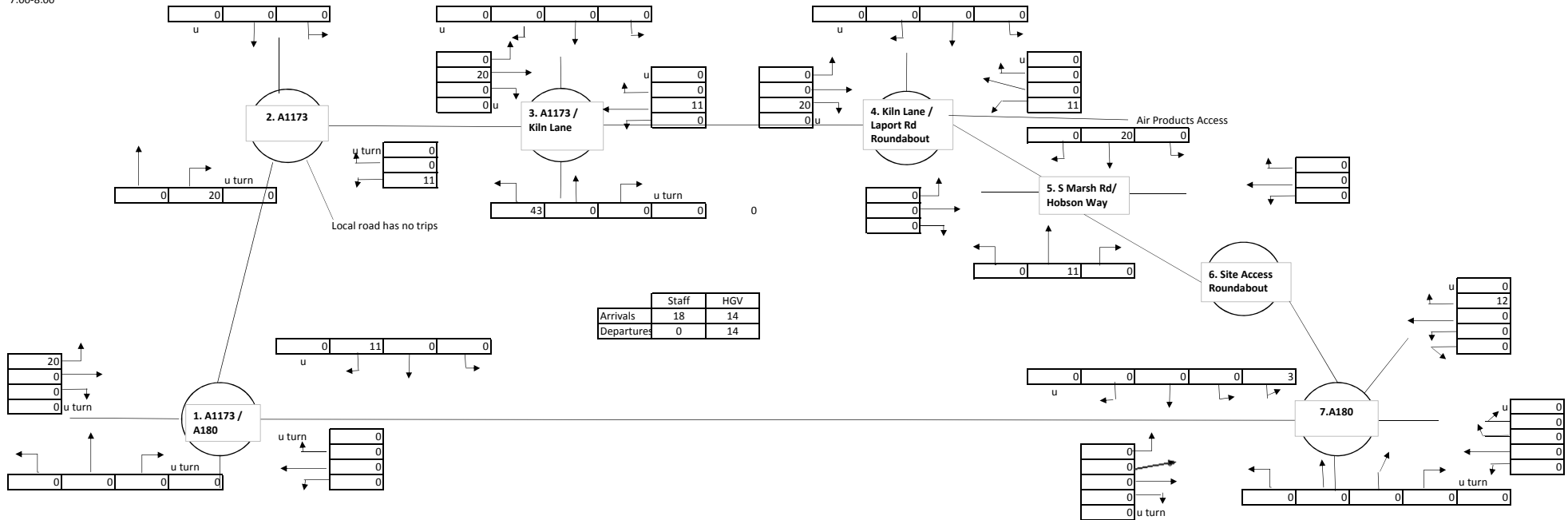
PROJECT NO.	DRAWING NUMBER	REV
181883	181883-0000-46-LAY-0001-01	03

Appendix 5 – Trip information

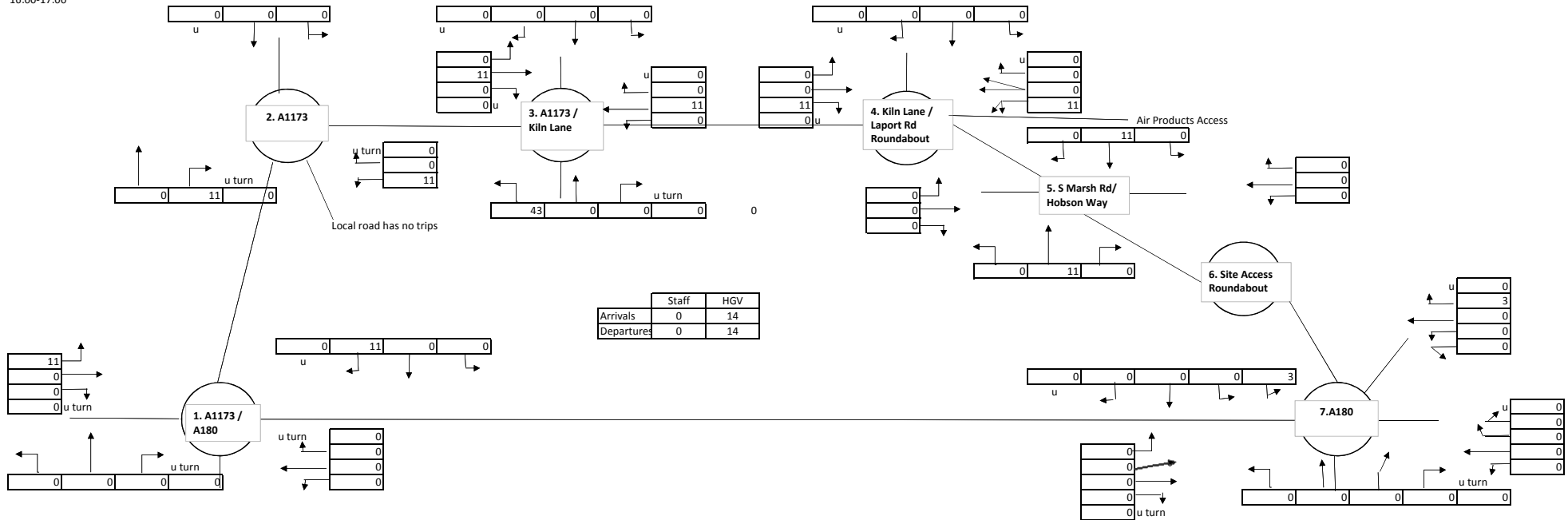
Velocys Indicative Traffic Movements							Proportion from "North/West on A180"	Feedstock Conditioning Facility operating when rest of plant in construction
Input	tonnes per annum	vehicle size/ capacity (tonnes)	Annual Movements	Daily Movements	Hourly Movements (12 hours in red 24 hours in blue)	Notes		
waste materials	600000	20	60,000	210.526	17.544	moving floor trailers delivering Monday to Friday	80% Yes	
O2 imports		20	0	0.000	0.000	Oxygen imports covered by oxygen outputs below	100% No	
Consumables e.g. caustic, water treatment, methanol, gasifier sand	22630	20	2,263	6.339	0.528		60% Yes	
Output								
SRF exports	90000	24	7,500	26.316	2.193		100% Yes	
Recycled metals - in 10	10000	20	1,000	3.509	0.292		50% Yes	
Recyclables/Rejects	45000	15	6,000	21.053	1.754		60% Yes	
Oversize to inert landfill - in 10	0	20	0	0.000	0.000		No	
rejects/fines - in 10	0	20	0	0.000	0.000		No	
Fly ash	0	20	0	0.000	0.000		No	
Ash	58000	24	4,833	16.959	1.413		80% No	
LNG	0	20	0	0.000	0.000		No	
CO2	74000	20	7,400	20.728	0.864		50% No	
O2	146000	20	14,600	40.896	1.704		60% No	
Naphtha export	16853	20	1,685	4.721	0.197		100% No	
Jet Fuel export	33707	20	3,371	9.442	0.393		100% No	
TOTAL			108,652	360.489	26.883			
Staff Worst case traffic movements	FTE	shifts per day	Annual movements for office staff (260 days) and shift staff (360 days)	Daily Movements (260/360 days)	Hourly Movements (7am to 7pm)			
Office staff (normal working hours)	18	1	9360	36	TBC	TBC		
Shift staff	56	2	40320	112	TBC	TBC		
Maintenance vehicles	2	1	1440	4	TBC	TBC (ideally off peak)		

daily total 512.489

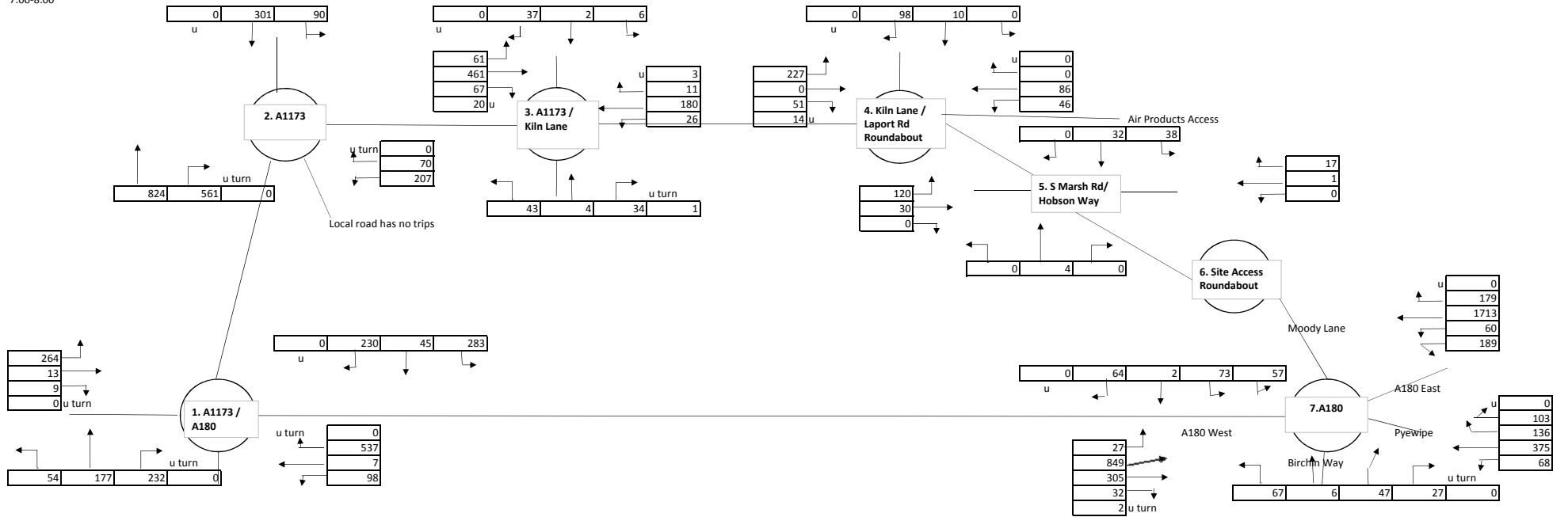
Operational Trips AM Peak
7:00-8:00



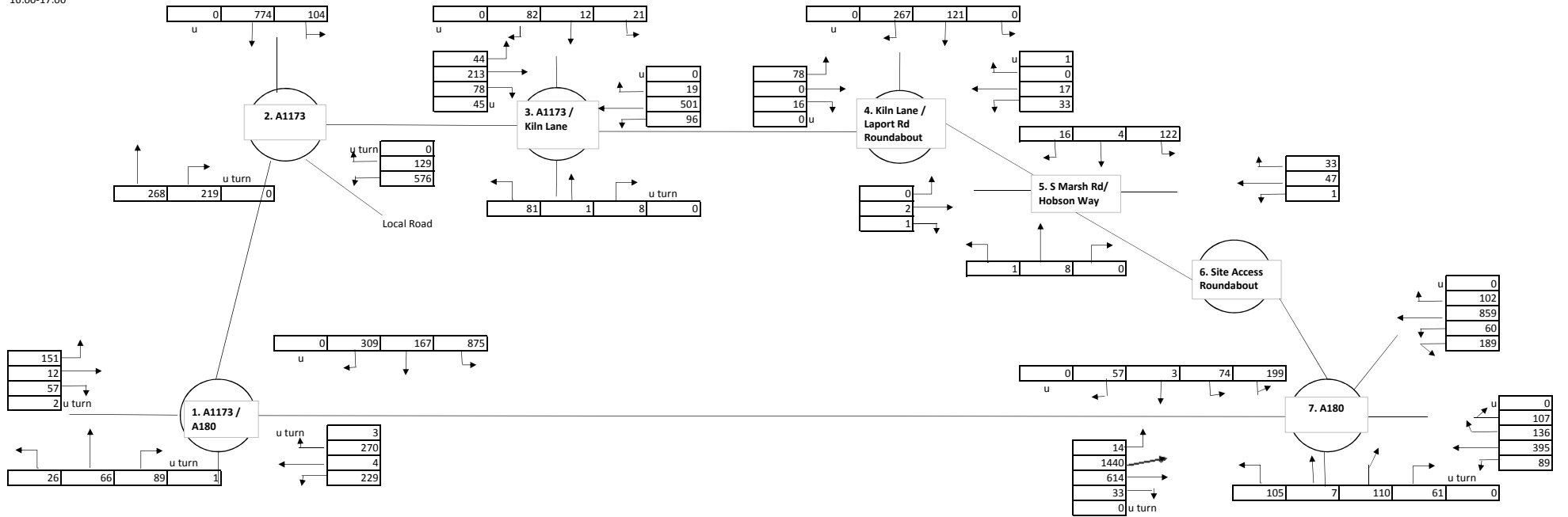
Operational Trips PM Peak
16:00-17:00



2019 Base AM Peak
7:00-8:00

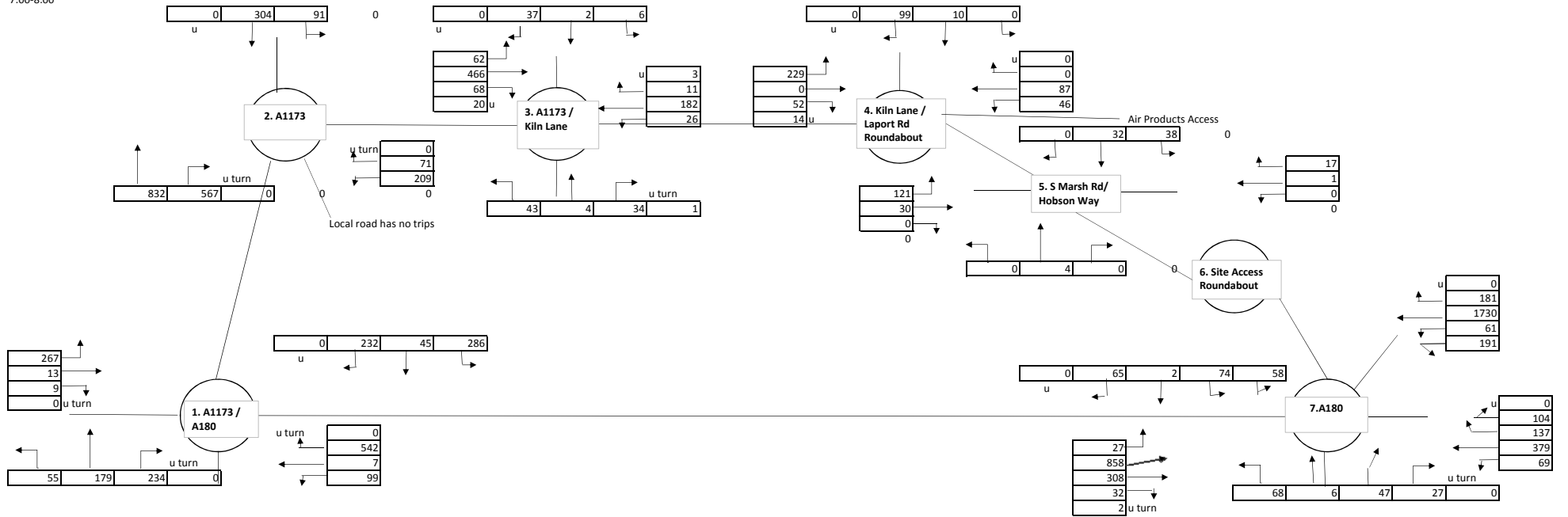


2019 Base PM Peak
16:00-17:00



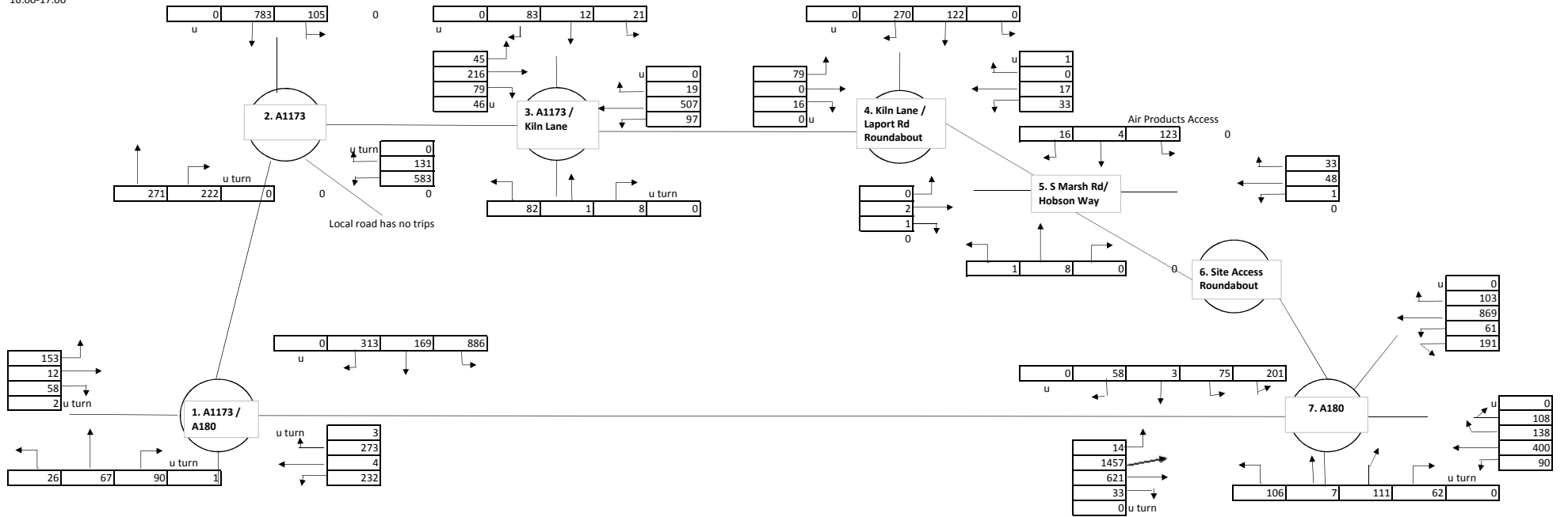
2021 Base flows AM Peak
7:00-8:00

Factor 1.01005

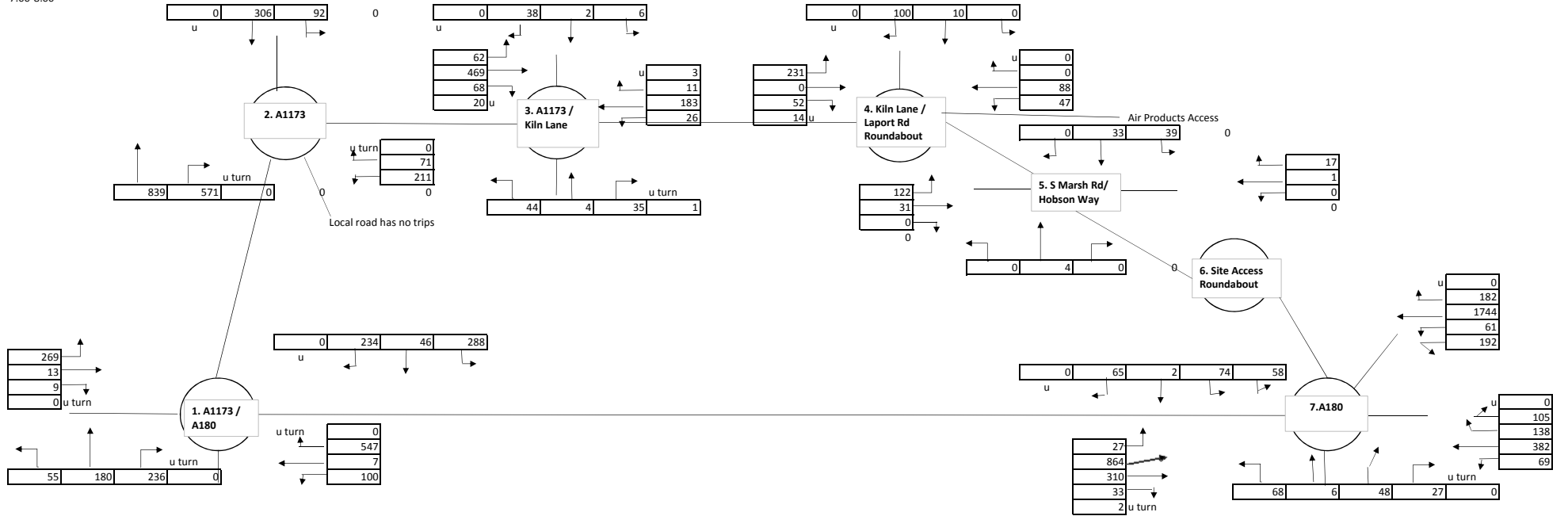


2021 Base flows PM Peak
16:00-17:00

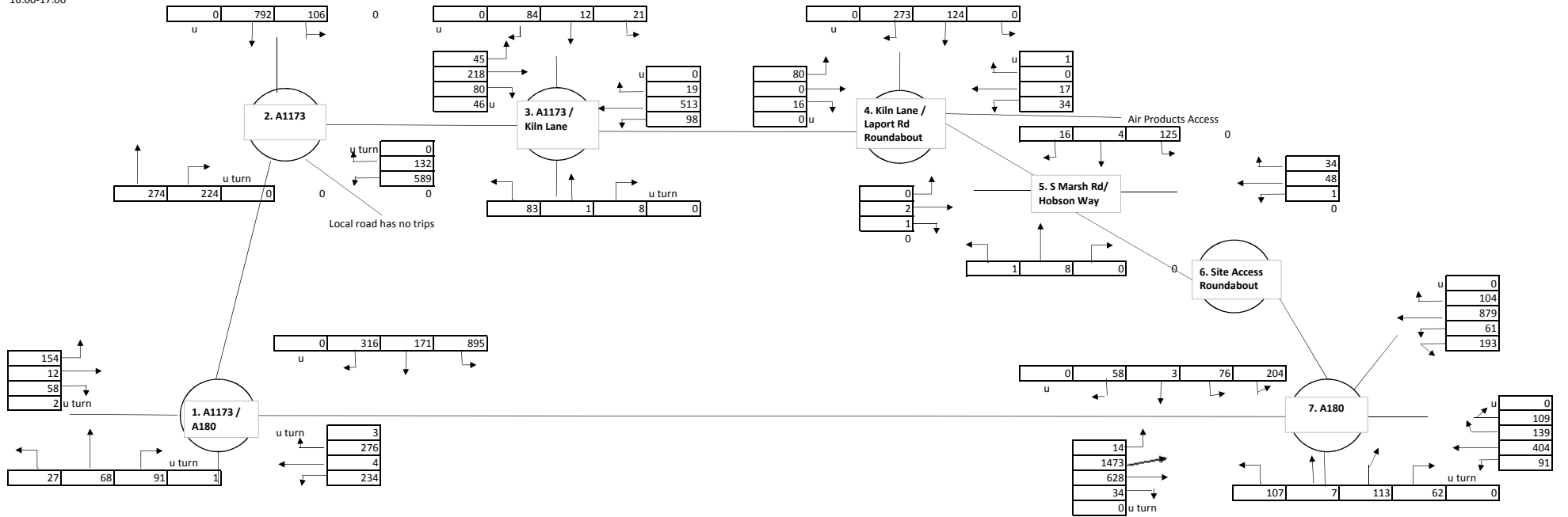
Factor 1.0121



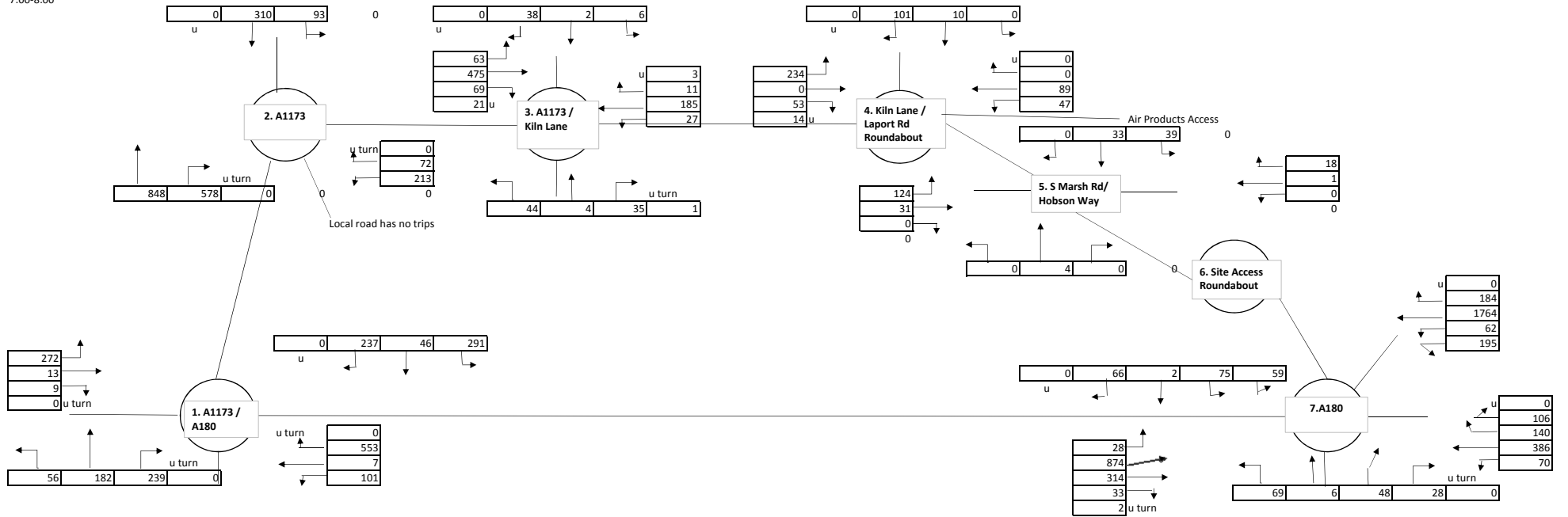
2023 Base AM Peak Factor 1.0077
 7:00-8:00



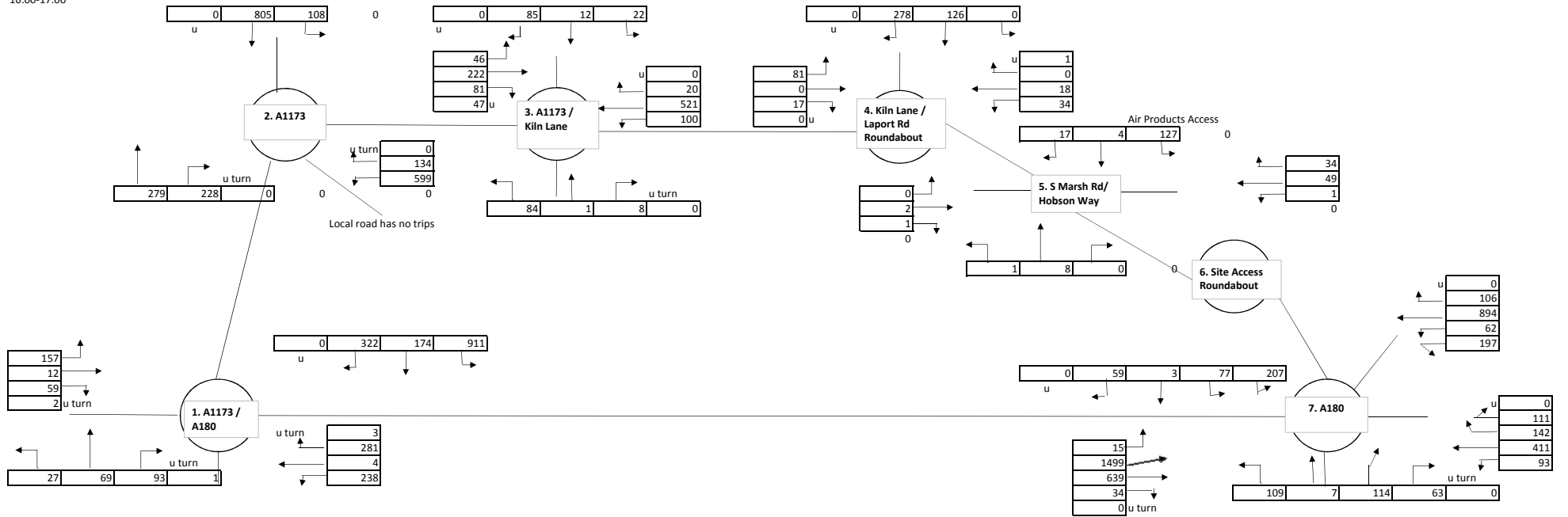
2023 Base PM Peak Factor 1.01085
 16:00-17:00

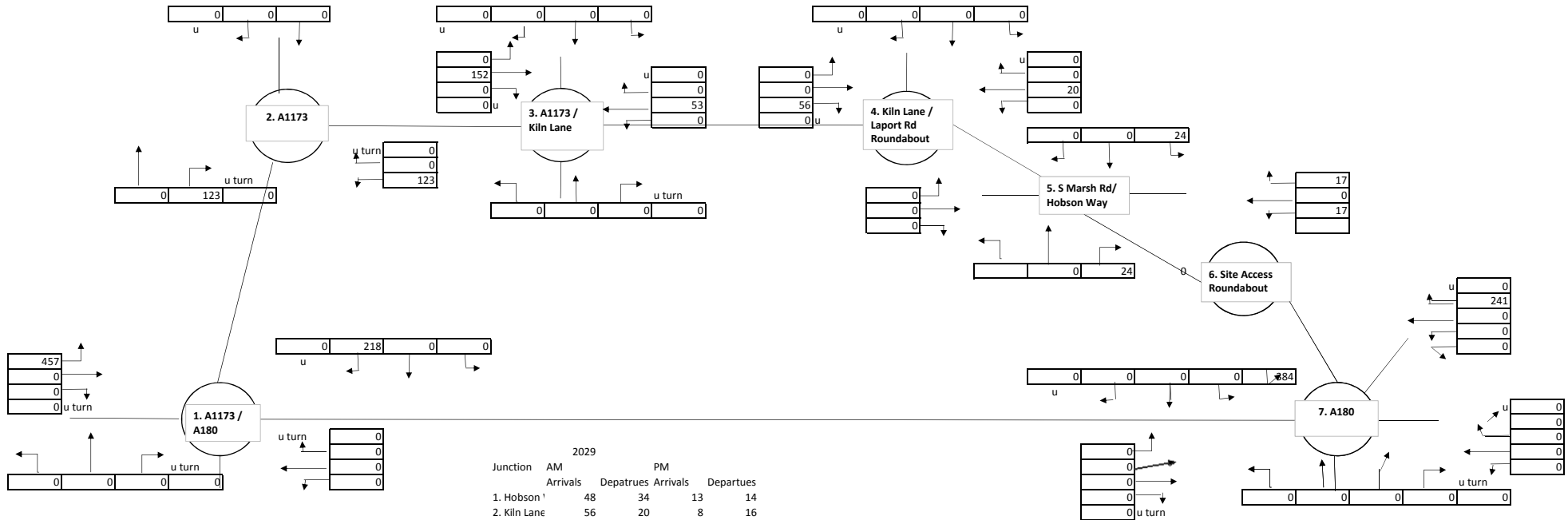


2029 Base AM Peak Factor 1.0193
 7:00-8:00

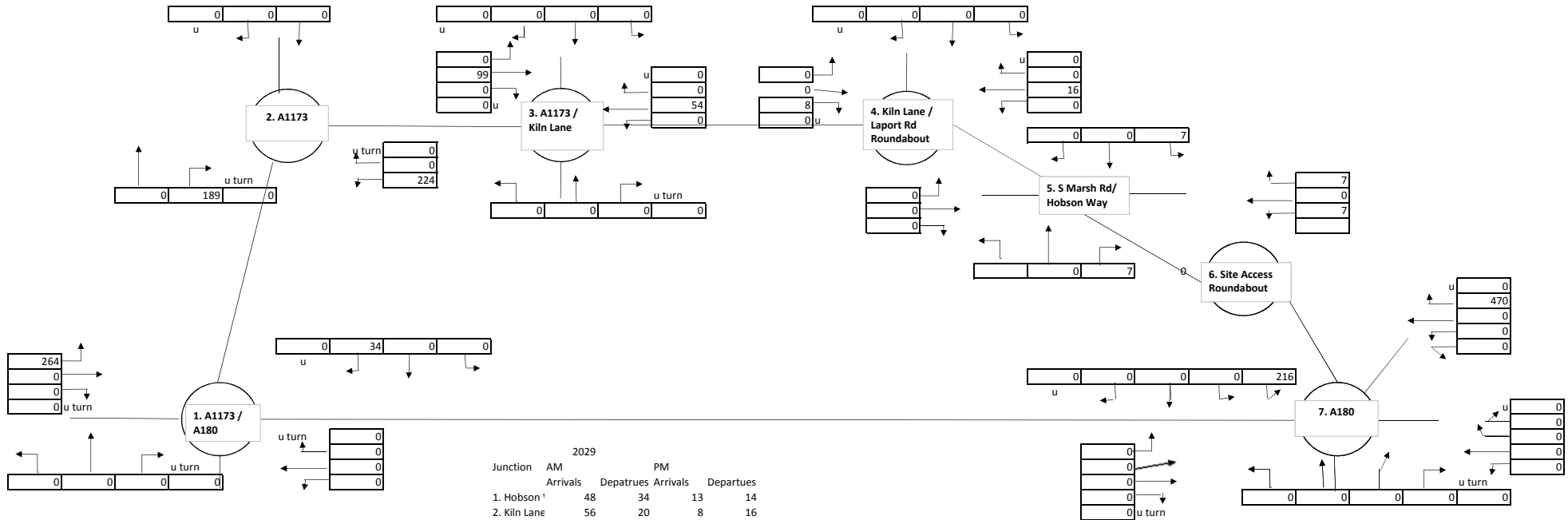


2029 Base PM Peak Factor 1.0282
 16:00-17:00

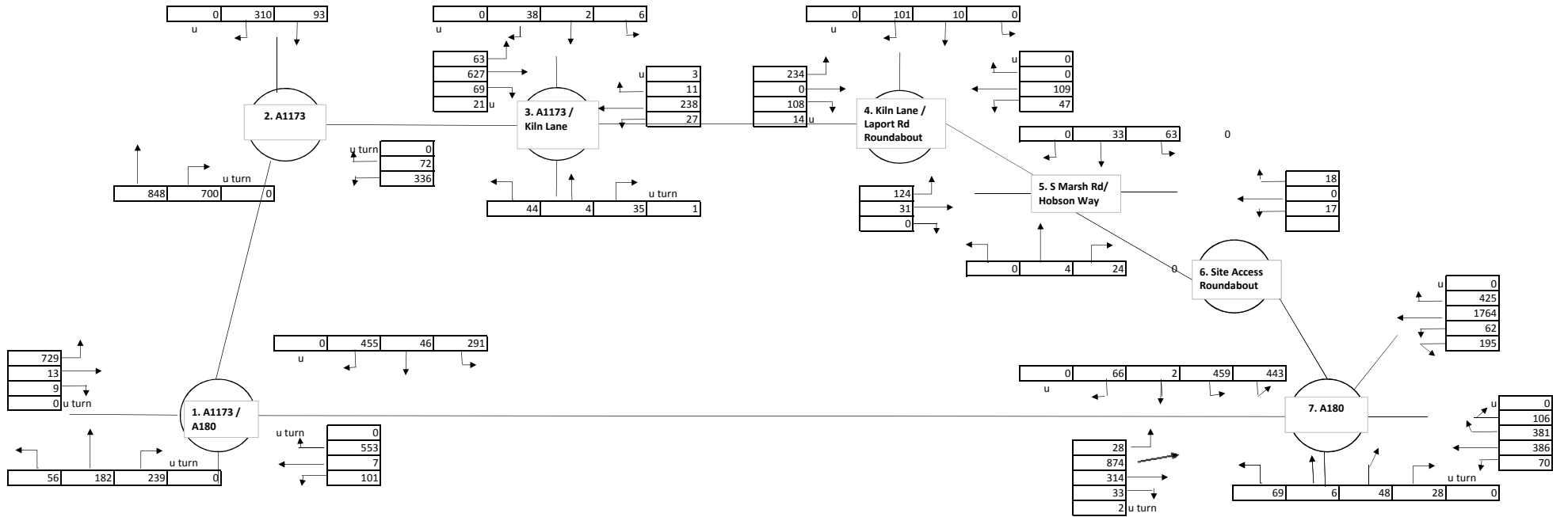


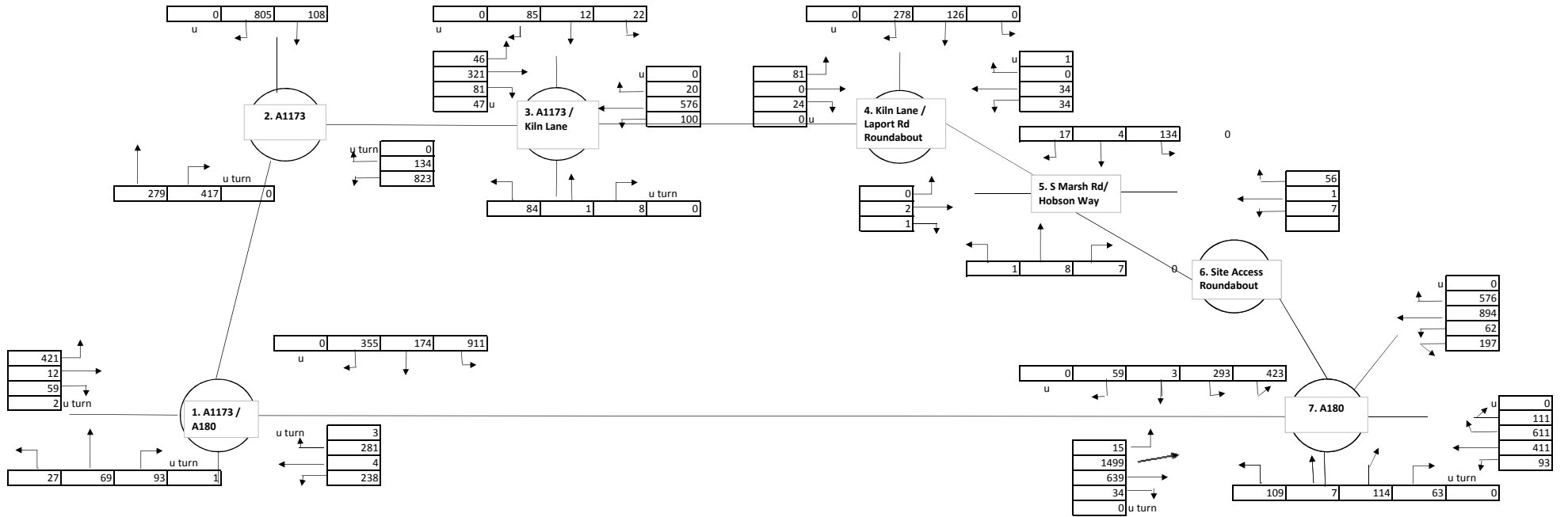


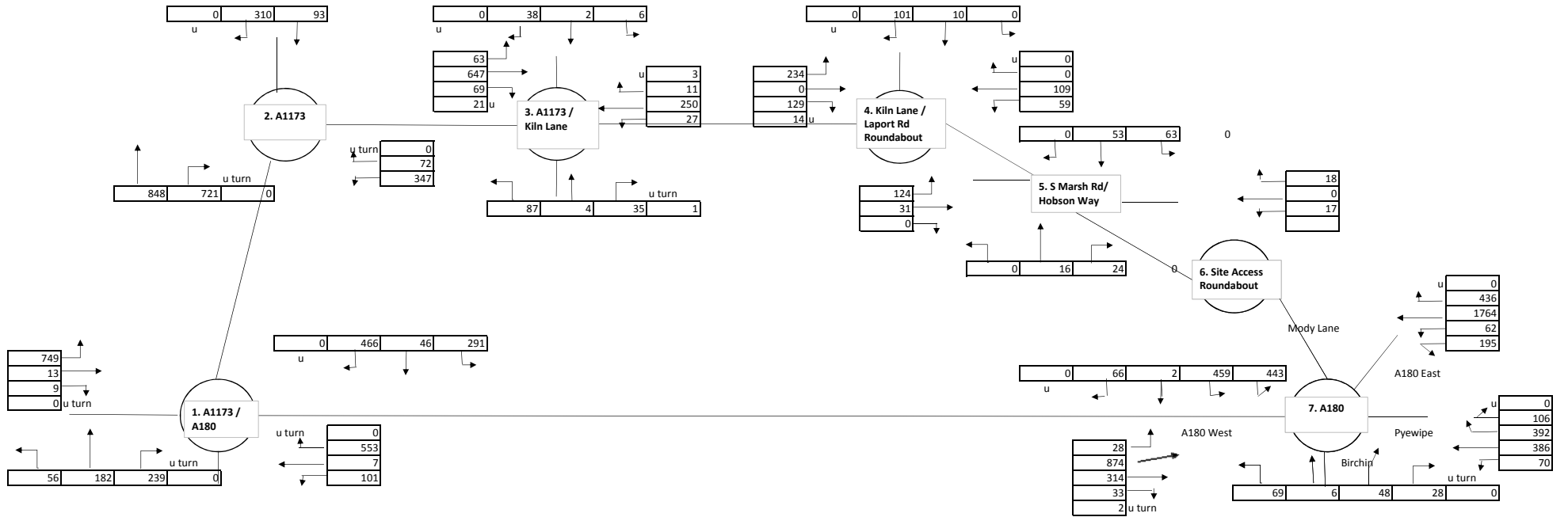
Junction	2029			
	AM Arrivals	AM Departures	PM Arrivals	PM Departures
1. Hobson	48	34	13	14
2. Kiln Lane	56	20	8	16
3. A1173 /	152.3907	52.8493	99.0283	54.3886
4. A1173 R	308.3731	122.6309	189.3339	223.7116
5. A1173 /	456.9277	217.9453	469.6896	33.8646
6. A180 W	240.5217	384.2508	20.0109	215.7357

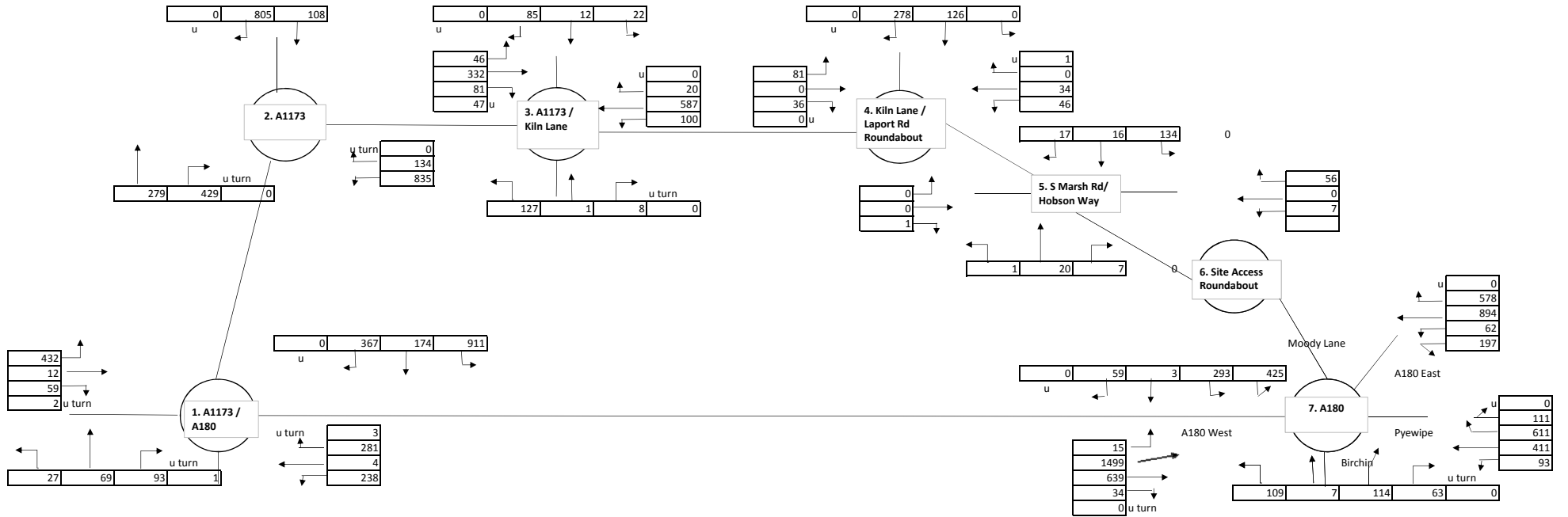


Junction	2029			
	AM Arrivals	PM Departures	AM Arrivals	PM Departures
1. Hobson ¹	48	34	13	14
2. Kiln Lane	56	20	8	16
3. A1173 /	152.3907	52.8493	99.0283	54.3886
4. A1173 Rv	308.3731	122.6309	189.3339	223.7116
5. A1173//	456.9277	217.9453	263.6265	33.8646
6. A180 We	240.5217	384.2508	469.6896	215.7357









Appendix 6 - Model Outputs

Junctions 9
PICADY 9 - Priority Intersection Module
Version: 9.5.0.6896 © Copyright TRL Limited, 2018
For sales and distribution information, program advice and maintenance, contact TRL: +44 (0)1344 379777 software@trl.co.uk www.trlsoftware.co.uk
The users of this computer program for the solution of an engineering problem are in no way relieved of their responsibility for the correctness of the solution

Filename: Import of South Marsh Rd-Hobson Way (North West).j9
Path: U:\Projects\Cromhall\0120 - Velocys Technologies Limited\001 - Velocys Waste to Jet Project\Modelling\Junction Modelling
Report generation date: 04/07/2019 14:39:35

«(Default Analysis Set) - 2029 Base + Com Dev + Dev, AM

- »Junction Network
- »Arms
- »Traffic Demand
- »Origin-Destination Data
- »Vehicle Mix
- »Results

Summary of junction performance

	AM				PM			
	Queue (PCU)	Delay (s)	RFC	LOS	Queue (PCU)	Delay (s)	RFC	LOS
A1 - 2029 Base + Com Dev + Dev								
Stream B-C	0.2	4.81	0.15	A	0.0	0.00	0.00	A
Stream B-A	0.0	5.15	0.05	A	0.0	0.00	0.00	A
Stream C-B	0.0	0.00	0.00	A	0.0	4.48	0.02	A

There are warnings associated with one or more model runs - see the 'Data Errors and Warnings' tables for each Analysis or Demand Set.

Values shown are the highest values encountered over all time segments. Delay is the maximum value of average delay per arriving vehicle.

File summary

File Description

Title	(untitled)
Location	
Site number	
Date	26/03/2019
Version	
Status	(new file)
Identifier	
Client	
Jobnumber	
Enumerator	Darren.Pilkington
Description	

Units

Distance units	Speed units	Traffic units input	Traffic units results	Flow units	Average delay units	Total delay units	Rate of delay units
m	kph	PCU	PCU	perHour	s	-Min	perMin

Analysis Options

Calculate Queue Percentiles	Calculate residual capacity	RFC Threshold	Average Delay threshold (s)	Queue threshold (PCU)
		0.85	36.00	20.00

Analysis Set Details

ID	Name	Network flow scaling factor (%)
A1	(Default Analysis Set)	100.000

Demand Set Details

ID	Scenario name	Time Period name	Traffic profile type	Start time (HH:mm)	Finish time (HH:mm)	Time segment length (min)
D1	2029 Base + Com Dev + Dev	AM	ONE HOUR	08:00	09:30	15

(Default Analysis Set) - 2029 Base + Com Dev + Dev, AM

Data Errors and Warnings

Severity	Area	Item	Description
Warning	Vehicle Mix		HV% is zero for all movements / time segments. Vehicle Mix matrix should be completed whether working in PCUs or Vehs. If HV% at the junction is genuinely zero, please ignore this warning.

Junction Network

Junctions

Junction	Name	Junction type	Major road direction	Use circulating lanes	Junction Delay (s)	Junction LOS
1	(untitled)	T-Junction	Two-way		2.64	A

Junction Network Options

Driving side	Lighting
Left	Normal/unknown

Arms

Arms

Arm	Name	Description	Arm type
A	Hobson Way SB		Major
B	South Marsh Lane		Minor
C	Hobson Way NB		Major

Major Arm Geometry

Arm	Width of carriageway (m)	Has kerbed central reserve	Has right turn bay	Width for right turn (m)	Visibility for right turn (m)	Blocks?	Blocking queue (PCU)
C	10.50		✓	3.60	250.0		-

Geometries for Arm C are measured opposite Arm B. Geometries for Arm A (if relevant) are measured opposite Arm D.

Minor Arm Geometry

Arm	Minor arm type	Width at give-way (m)	Width at 5m (m)	Width at 10m (m)	Width at 15m (m)	Width at 20m (m)	Estimate flare length	Flare length (PCU)	Visibility to left (m)	Visibility to right (m)
B	One lane plus flare	10.00	9.90	9.80	9.75	9.00	✓	3.00	200	200

Slope / Intercept / Capacity

Priority Intersection Slopes and Intercepts

Junction	Stream	Intercept (PCU/hr)	Slope for A-B	Slope for A-C	Slope for C-A	Slope for C-B
1	B-A	760	0.111	0.281	0.177	0.402
1	B-C	900	0.111	0.280	-	-
1	C-B	828	0.258	0.258	-	-

The slopes and intercepts shown above do NOT include any corrections or adjustments.

Streams may be combined, in which case capacity will be adjusted.

Values are shown for the first time segment only; they may differ for subsequent time segments.

Traffic Demand

Vehicle mix source	PCU Factor for a HV (PCU)
HV Percentages	2.00

Demand overview (Traffic)

Arm	Linked arm	Use O-D data	Average Demand (PCU/hr)	Scaling Factor (%)
A		✓	16	100.000
B		✓	155	100.000
C		✓	116	100.000

Origin-Destination Data

Demand (PCU/hr)

	To			
	A	B	C	
From	A	0	0	16
	B	31	0	124
	C	116	0	0

Vehicle Mix

Heavy Vehicle Percentages

	To			
	A	B	C	
From	A	0	0	0
	B	0	0	0
	C	0	0	0

Results

Results Summary for whole modelled period

Stream	Max RFC	Max Delay (s)	Max Queue (PCU)	Max LOS
B-C	0.15	4.81	0.2	A
B-A	0.05	5.15	0.0	A
C-A				
C-B	0.00	0.00	0.0	A
A-B				
A-C				

Main Results for each time segment

08:00 - 08:15

Stream	Total Demand (PCU/hr)	Capacity (PCU/hr)	RFC	Throughput (PCU/hr)	End queue (PCU)	Delay (s)	Unsignalised level of service
B-C	93	890	0.105	93	0.1	4.517	A
B-A	23	741	0.031	23	0.0	5.014	A
C-A	87			87			
C-B	0	825	0.000	0	0.0	0.000	A
A-B	0			0			
A-C	12			12			

08:15 - 08:30

Stream	Total Demand (PCU/hr)	Capacity (PCU/hr)	RFC	Throughput (PCU/hr)	End queue (PCU)	Delay (s)	Unsignalised level of service
B-C	111	887	0.126	111	0.1	4.638	A
B-A	28	737	0.038	28	0.0	5.072	A
C-A	104			104			
C-B	0	825	0.000	0	0.0	0.000	A
A-B	0			0			
A-C	14			14			

08:30 - 08:45

Stream	Total Demand (PCU/hr)	Capacity (PCU/hr)	RFC	Throughput (PCU/hr)	End queue (PCU)	Delay (s)	Unsignalised level of service
B-C	137	885	0.154	136	0.2	4.810	A
B-A	34	732	0.047	34	0.0	5.155	A
C-A	128			128			
C-B	0	824	0.000	0	0.0	0.000	A
A-B	0			0			
A-C	18			18			

08:45 - 09:00

Stream	Total Demand (PCU/hr)	Capacity (PCU/hr)	RFC	Throughput (PCU/hr)	End queue (PCU)	Delay (s)	Unsignalised level of service
B-C	137	885	0.154	137	0.2	4.812	A
B-A	34	732	0.047	34	0.0	5.155	A
C-A	128			128			
C-B	0	824	0.000	0	0.0	0.000	A
A-B	0			0			
A-C	18			18			

09:00 - 09:15

Stream	Total Demand (PCU/hr)	Capacity (PCU/hr)	RFC	Throughput (PCU/hr)	End queue (PCU)	Delay (s)	Unsignalised level of service
B-C	111	887	0.126	112	0.1	4.642	A
B-A	28	737	0.038	28	0.0	5.075	A
C-A	104			104			
C-B	0	825	0.000	0	0.0	0.000	A
A-B	0			0			
A-C	14			14			

09:15 - 09:30

Stream	Total Demand (PCU/hr)	Capacity (PCU/hr)	RFC	Throughput (PCU/hr)	End queue (PCU)	Delay (s)	Unsignalised level of service
B-C	93	890	0.105	93	0.1	4.522	A
B-A	23	741	0.031	23	0.0	5.017	A
C-A	87			87			
C-B	0	825	0.000	0	0.0	0.000	A
A-B	0			0			
A-C	12			12			

<h1>Junctions 9</h1>
<h2>PICADY 9 - Priority Intersection Module</h2>
Version: 9.5.0.6896 © Copyright TRL Limited, 2018
For sales and distribution information, program advice and maintenance, contact TRL: +44 (0)1344 379777 software@trl.co.uk www.trlsoftware.co.uk
The users of this computer program for the solution of an engineering problem are in no way relieved of their responsibility for the correctness of the solution

Filename: Import of South Marsh Rd-Hobson Way (South East).j9
Path: U:\Projects\Cromhall\0120 - Velocys Technologies Limited\001 - Velocys Waste to Jet Project\Modelling\Junction Modelling
Report generation date: 04/07/2019 15:47:15

«(Default Analysis Set) - 2029 Base + Com Dev + Dev, PM

- »Junction Network
- »Arms
- »Traffic Demand
- »Origin-Destination Data
- »Vehicle Mix
- »Results

Summary of junction performance

	AM				PM			
	Queue (PCU)	Delay (s)	RFC	LOS	Queue (PCU)	Delay (s)	RFC	LOS
	A1 - 2029 Base + Com Dev + Dev							
Stream B-C	0.0	4.31	0.02	A	0.0	4.33	0.01	A
Stream B-A	0.0	5.02	0.03	A	0.1	5.22	0.08	A
Stream C-AB	0.0	4.46	0.03	A	0.0	4.42	0.01	A

There are warnings associated with one or more model runs - see the 'Data Errors and Warnings' tables for each Analysis or Demand Set.

Values shown are the highest values encountered over all time segments. Delay is the maximum value of average delay per arriving vehicle.

File summary

File Description

Title	(untitled)
Location	
Site number	
Date	26/03/2019
Version	
Status	(new file)
Identifier	
Client	
Jobnumber	
Enumerator	Darren.Pilkington
Description	

Units

Distance units	Speed units	Traffic units input	Traffic units results	Flow units	Average delay units	Total delay units	Rate of delay units
m	kph	PCU	PCU	perHour	s	-Min	perMin

Analysis Options

Calculate Queue Percentiles	Calculate residual capacity	RFC Threshold	Average Delay threshold (s)	Queue threshold (PCU)
		0.85	36.00	20.00

Analysis Set Details

ID	Name	Network flow scaling factor (%)
A1	(Default Analysis Set)	100.000

Demand Set Details

ID	Scenario name	Time Period name	Traffic profile type	Start time (HH:mm)	Finish time (HH:mm)	Time segment length (min)
D2	2029 Base + Com Dev + Dev	PM	ONE HOUR	08:00	09:30	15

(Default Analysis Set) - 2029 Base + Com Dev + Dev, PM

Data Errors and Warnings

Severity	Area	Item	Description
Warning	Vehicle Mix		HV% is zero for all movements / time segments. Vehicle Mix matrix should be completed whether working in PCUs or Vehs. If HV% at the junction is genuinely zero, please ignore this warning.

Junction Network

Junctions

Junction	Name	Junction type	Major road direction	Use circulating lanes	Junction Delay (s)	Junction LOS
1	(untitled)	T-Junction	Two-way		1.47	A

Junction Network Options

Driving side	Lighting
Left	Normal/unknown

Arms

Arms

Arm	Name	Description	Arm type
A	Hobson Way SB		Major
B	South Marsh Lane		Minor
C	Hobson Way NB		Major

Major Arm Geometry

Arm	Width of carriageway (m)	Has kerbed central reserve	Has right turn bay	Width for right turn (m)	Visibility for right turn (m)	Blocks?	Blocking queue (PCU)
C	10.50		✓	4.10	250.0	✓	11.40

Geometries for Arm C are measured opposite Arm B. Geometries for Arm A (if relevant) are measured opposite Arm D.

Minor Arm Geometry

Arm	Minor arm type	Width at give-way (m)	Width at 5m (m)	Width at 10m (m)	Width at 15m (m)	Width at 20m (m)	Estimate flare length	Flare length (PCU)	Visibility to left (m)	Visibility to right (m)
B	One lane plus flare	10.00	9.90	9.80	9.75	9.00	✓	3.00	200	200

Slope / Intercept / Capacity

Priority Intersection Slopes and Intercepts

Junction	Stream	Intercept (PCU/hr)	Slope for A-B	Slope for A-C	Slope for C-A	Slope for C-B
1	B-A	780	0.114	0.289	0.182	0.413
1	B-C	877	0.108	0.273	-	-
1	C-B	867	0.270	0.270	-	-

The slopes and intercepts shown above do NOT include any corrections or adjustments.

Streams may be combined, in which case capacity will be adjusted.

Values are shown for the first time segment only; they may differ for subsequent time segments.

Traffic Demand

Vehicle mix source	PCU Factor for a HV (PCU)
HV Percentages	2.00

Demand overview (Traffic)

Arm	Linked arm	Use O-D data	Average Demand (PCU/hr)	Scaling Factor (%)
A		✓	150	100.000
B		✓	63	100.000
C		✓	27	100.000

Origin-Destination Data

Demand (PCU/hr)

	To			
	A	B	C	
From	A	0	134	16
	B	56	0	7
	C	20	7	0

Vehicle Mix

Heavy Vehicle Percentages

	To			
	A	B	C	
From	A	0	0	0
	B	0	0	0
	C	0	0	0

Results

Results Summary for whole modelled period

Stream	Max RFC	Max Delay (s)	Max Queue (PCU)	Max LOS
B-C	0.01	4.33	0.0	A
B-A	0.08	5.22	0.1	A
C-AB	0.01	4.42	0.0	A
C-A				
A-B				
A-C				

Main Results for each time segment

08:00 - 08:15

Stream	Total Demand (PCU/hr)	Capacity (PCU/hr)	RFC	Throughput (PCU/hr)	End queue (PCU)	Delay (s)	Unsignalised level of service
B-C	5	851	0.006	5	0.0	4.258	A
B-A	42	760	0.055	42	0.1	5.010	A
C-AB	5	837	0.006	5	0.0	4.328	A
C-A	15			15			
A-B	101			101			
A-C	12			12			

08:15 - 08:30

Stream	Total Demand (PCU/hr)	Capacity (PCU/hr)	RFC	Throughput (PCU/hr)	End queue (PCU)	Delay (s)	Unsignalised level of service
B-C	6	845	0.007	6	0.0	4.289	A
B-A	50	756	0.067	50	0.1	5.098	A
C-AB	6	831	0.008	6	0.0	4.365	A
C-A	18			18			
A-B	120			120			
A-C	14			14			

08:30 - 08:45

Stream	Total Demand (PCU/hr)	Capacity (PCU/hr)	RFC	Throughput (PCU/hr)	End queue (PCU)	Delay (s)	Unsignalised level of service
B-C	8	838	0.009	8	0.0	4.333	A
B-A	62	751	0.082	62	0.1	5.221	A
C-AB	8	823	0.009	8	0.0	4.416	A
C-A	22			22			
A-B	148			148			
A-C	18			18			

08:45 - 09:00

Stream	Total Demand (PCU/hr)	Capacity (PCU/hr)	RFC	Throughput (PCU/hr)	End queue (PCU)	Delay (s)	Unsignalised level of service
B-C	8	838	0.009	8	0.0	4.333	A
B-A	62	751	0.082	62	0.1	5.221	A
C-AB	8	823	0.009	8	0.0	4.416	A
C-A	22			22			
A-B	148			148			
A-C	18			18			

09:00 - 09:15

Stream	Total Demand (PCU/hr)	Capacity (PCU/hr)	RFC	Throughput (PCU/hr)	End queue (PCU)	Delay (s)	Unsignalised level of service
B-C	6	845	0.007	6	0.0	4.290	A
B-A	50	756	0.067	50	0.1	5.099	A
C-AB	6	831	0.008	6	0.0	4.367	A
C-A	18			18			
A-B	120			120			
A-C	14			14			

09:15 - 09:30

Stream	Total Demand (PCU/hr)	Capacity (PCU/hr)	RFC	Throughput (PCU/hr)	End queue (PCU)	Delay (s)	Unsignalised level of service
B-C	5	850	0.006	5	0.0	4.259	A
B-A	42	760	0.055	42	0.1	5.015	A
C-AB	5	837	0.006	5	0.0	4.330	A
C-A	15			15			
A-B	101			101			
A-C	12			12			

Junctions 9
ARCADY 9 - Roundabout Module
Version: 9.5.0.6896 © Copyright TRL Limited, 2018
For sales and distribution information, program advice and maintenance, contact TRL: +44 (0)1344 379777 software@trl.co.uk www.trlsoftware.co.uk
The users of this computer program for the solution of an engineering problem are in no way relieved of their responsibility for the correctness of the solution

Filename: Import of Laporte-Hobson-Kiln Roundabout.j9
Path: U:\Projects\Cromhall\0120 - Velocys Technologies Limited\001 - Velocys Waste to Jet Project\Modelling\Junction Modelling
Report generation date: 04/07/2019 13:46:58

«2029 Base Com Dev + Dev, AM

- »Junction Network
- »Arms
- »Traffic Demand
- »Origin-Destination Data
- »Vehicle Mix
- »Results

Summary of junction performance

	AM				PM			
	Queue (PCU)	Delay (s)	RFC	LOS	Queue (PCU)	Delay (s)	RFC	LOS
2029 Base Com Dev + Dev								
Arm 1	0.1	1.58	0.07	A	0.0	1.61	0.04	A
Arm 2	0.2	2.07	0.19	A	0.1	1.73	0.06	A
Arm 3	0.1	1.97	0.06	A	0.3	2.27	0.22	A
Arm 4	0.0	0.00	0.00	A	0.0	0.00	0.00	A

There are warnings associated with one or more model runs - see the 'Data Errors and Warnings' tables for each Analysis or Demand Set.

Values shown are the highest values encountered over all time segments. Delay is the maximum value of average delay per arriving vehicle.

File summary

File Description

Title	(untitled)
Location	
Site number	
Date	26/03/2019
Version	
Status	(new file)
Identifier	
Client	
Jobnumber	
Enumerator	Darren.Pilkington
Description	

Units

Distance units	Speed units	Traffic units input	Traffic units results	Flow units	Average delay units	Total delay units	Rate of delay units
m	kph	PCU	PCU	perHour	s	-Min	perMin

Analysis Options

Calculate Queue Percentiles	Calculate residual capacity	RFC Threshold	Average Delay threshold (s)	Queue threshold (PCU)
		0.85	36.00	20.00

Analysis Set Details

ID	Network flow scaling factor (%)
A1	100.000

Demand Set Details

ID	Scenario name	Time Period name	Traffic profile type	Start time (HH:mm)	Finish time (HH:mm)	Time segment length (min)
D2	2029 Base Com Dev + Dev	AM	ONE HOUR	08:00	09:30	15

2029 Base Com Dev + Dev, AM

Data Errors and Warnings

Severity	Area	Item	Description
Warning	Vehicle Mix		HV% is zero for all movements / time segments. Vehicle Mix matrix should be completed whether working in PCUs or Vehs. If HV% at the junction is genuinely zero, please ignore this warning.

Junction Network

Junctions

Junction	Name	Junction type	Use circulating lanes	Arm order	Junction Delay (s)	Junction LOS
1	Laporte-Hobson-Kiln	Standard Roundabout		1, 2, 3, 4	1.93	A

Junction Network Options

Driving side	Lighting
Left	Normal/unknown

Arms

Arms

Arm	Name	Description
1	untitled	
2	untitled	
3	untitled	
4	untitled	

Roundabout Geometry

Arm	V - Approach road half-width (m)	E - Entry width (m)	I' - Effective flare length (m)	R - Entry radius (m)	D - Inscribed circle diameter (m)	PHI - Conflict (entry) angle (deg)	Exit only
1	7.30	8.31	7.0	95.0	45.7	23.2	
2	6.21	8.60	6.1	21.5	45.5	26.0	
3	6.34	6.57	6.4	36.9	45.5	25.1	
4	4.30	5.09	1.1	63.1	45.5	27.3	

Slope / Intercept / Capacity

Roundabout Slope and Intercept used in model

Arm	Final slope	Final intercept (PCU/hr)
1	0.813	2572
2	0.737	2241
3	0.708	2062
4	0.587	1434

The slope and intercept shown above include any corrections and adjustments.

Traffic Demand

Vehicle mix source	PCU Factor for a HV (PCU)
HV Percentages	2.00

Demand overview (Traffic)

Arm	Linked arm	Use O-D data	Average Demand (PCU/hr)	Scaling Factor (%)
1		✓	168	100.000
2		✓	377	100.000
3		✓	111	100.000
4		✓	0	100.000

Origin-Destination Data

Demand (PCU/hr)

	To				
	1	2	3	4	
From	1	0	59	109	0
	2	129	14	234	0
	3	10	101	0	0
	4	0	0	0	0

Vehicle Mix

Heavy Vehicle Percentages

	To				
	1	2	3	4	
From	1	0	0	0	0
	2	0	0	0	0
	3	0	0	0	0
	4	0	0	0	0

Results

Results Summary for whole modelled period

Arm	Max RFC	Max Delay (s)	Max Queue (PCU)	Max LOS
1	0.07	1.58	0.1	A
2	0.19	2.07	0.2	A
3	0.06	1.97	0.1	A
4	0.00	0.00	0.0	A

Main Results for each time segment

08:00 - 08:15

Arm	Total Demand (PCU/hr)	Circulating flow (PCU/hr)	Capacity (PCU/hr)	RFC	Throughput (PCU/hr)	End queue (PCU)	Delay (s)	Unsignalised level of service
1	126	86	2502	0.051	126	0.1	1.515	A
2	284	82	2181	0.130	283	0.1	1.896	A
3	84	107	1986	0.042	83	0.0	1.891	A
4	0	191	1322	0.000	0	0.0	0.000	A

08:15 - 08:30

Arm	Total Demand (PCU/hr)	Circulating flow (PCU/hr)	Capacity (PCU/hr)	RFC	Throughput (PCU/hr)	End queue (PCU)	Delay (s)	Unsignalised level of service
1	151	103	2488	0.061	151	0.1	1.539	A
2	339	98	2169	0.156	339	0.2	1.966	A
3	100	129	1971	0.051	100	0.1	1.923	A
4	0	228	1300	0.000	0	0.0	0.000	A

08:30 - 08:45

Arm	Total Demand (PCU/hr)	Circulating flow (PCU/hr)	Capacity (PCU/hr)	RFC	Throughput (PCU/hr)	End queue (PCU)	Delay (s)	Unsignalised level of service
1	185	127	2469	0.075	185	0.1	1.575	A
2	415	120	2153	0.193	415	0.2	2.071	A
3	122	157	1950	0.063	122	0.1	1.969	A
4	0	280	1270	0.000	0	0.0	0.000	A

08:45 - 09:00

Arm	Total Demand (PCU/hr)	Circulating flow (PCU/hr)	Capacity (PCU/hr)	RFC	Throughput (PCU/hr)	End queue (PCU)	Delay (s)	Unsignalised level of service
1	185	127	2469	0.075	185	0.1	1.575	A
2	415	120	2153	0.193	415	0.2	2.071	A
3	122	157	1950	0.063	122	0.1	1.969	A
4	0	280	1270	0.000	0	0.0	0.000	A

09:00 - 09:15

Arm	Total Demand (PCU/hr)	Circulating flow (PCU/hr)	Capacity (PCU/hr)	RFC	Throughput (PCU/hr)	End queue (PCU)	Delay (s)	Unsignalised level of service
1	151	103	2488	0.061	151	0.1	1.542	A
2	339	98	2169	0.156	339	0.2	1.967	A
3	100	129	1971	0.051	100	0.1	1.925	A
4	0	228	1300	0.000	0	0.0	0.000	A

09:15 - 09:30

Arm	Total Demand (PCU/hr)	Circulating flow (PCU/hr)	Capacity (PCU/hr)	RFC	Throughput (PCU/hr)	End queue (PCU)	Delay (s)	Unsignalised level of service
1	126	87	2501	0.051	127	0.1	1.515	A
2	284	82	2181	0.130	284	0.2	1.900	A
3	84	108	1985	0.042	84	0.0	1.894	A
4	0	191	1322	0.000	0	0.0	0.000	A

Junctions 9
ARCADY 9 - Roundabout Module
Version: 9.5.0.6896 © Copyright TRL Limited, 2018
For sales and distribution information, program advice and maintenance, contact TRL: +44 (0)1344 379777 software@trl.co.uk www.trlsoftware.co.uk
The users of this computer program for the solution of an engineering problem are in no way relieved of their responsibility for the correctness of the solution

Filename: Import of Trondheim-Kiln Lane Roundabout.j9
Path: U:\Projects\Cromhall\0120 - Velocys Technologies Limited\001 - Velocys Waste to Jet Project\Modelling\Junction Modelling
Report generation date: 04/07/2019 16:13:03

«2029 Base + Com Dev + Dev, AM

- »Junction Network
- »Arms
- »Traffic Demand
- »Origin-Destination Data
- »Vehicle Mix
- »Results

Summary of junction performance

	AM				PM			
	Queue (PCU)	Delay (s)	RFC	LOS	Queue (PCU)	Delay (s)	RFC	LOS
	2029 Base + Com Dev + Dev							
Arm 1	0.3	3.10	0.22	A	1.0	4.69	0.50	A
Arm 2	0.3	2.73	0.20	A	0.1	3.08	0.11	A
Arm 3	0.3	2.88	0.21	A	0.5	2.95	0.31	A
Arm 4	0.2	2.33	0.18	A	0.1	2.24	0.08	A

There are warnings associated with one or more model runs - see the 'Data Errors and Warnings' tables for each Analysis or Demand Set.

Values shown are the highest values encountered over all time segments. Delay is the maximum value of average delay per arriving vehicle.

File summary

File Description

Title	(untitled)
Location	
Site number	
Date	26/03/2019
Version	
Status	(new file)
Identifier	
Client	
Jobnumber	
Enumerator	Darren.Pilkington
Description	

Units

Distance units	Speed units	Traffic units input	Traffic units results	Flow units	Average delay units	Total delay units	Rate of delay units
m	kph	PCU	PCU	perHour	s	-Min	perMin

Analysis Options

Calculate Queue Percentiles	Calculate residual capacity	RFC Threshold	Average Delay threshold (s)	Queue threshold (PCU)
		0.85	36.00	20.00

Analysis Set Details

ID	Network flow scaling factor (%)
A1	100.000

Demand Set Details

ID	Scenario name	Time Period name	Traffic profile type	Start time (HH:mm)	Finish time (HH:mm)	Time segment length (min)
D1	2029 Base + Com Dev + Dev	AM	ONE HOUR	08:00	09:30	15

2029 Base + Com Dev + Dev, AM

Data Errors and Warnings

Severity	Area	Item	Description
Warning	Vehicle Mix		HV% is zero for all movements / time segments. Vehicle Mix matrix should be completed whether working in PCUs or Vehs. If HV% at the junction is genuinely zero, please ignore this warning.

Junction Network

Junctions

Junction	Name	Junction type	Use circulating lanes	Arm order	Junction Delay (s)	Junction LOS
1	untitled	Standard Roundabout		1, 2, 3, 4	2.76	A

Junction Network Options

Driving side	Lighting
Left	Normal/unknown

Arms

Arms

Arm	Name	Description
1	untitled	
2	untitled	
3	untitled	
4	untitled	

Roundabout Geometry

Arm	V - Approach road half-width (m)	E - Entry width (m)	I' - Effective flare length (m)	R - Entry radius (m)	D - Inscribed circle diameter (m)	PHI - Conflict (entry) angle (deg)	Exit only
1	3.28	6.99	14.0	44.6	44.8	19.0	
2	4.06	7.65	10.4	33.2	44.8	14.5	
3	3.84	7.10	13.0	32.1	44.8	20.5	
4	4.46	8.23	15.6	54.3	44.8	21.5	

Slope / Intercept / Capacity

Roundabout Slope and Intercept used in model

Arm	Final slope	Final intercept (PCU/hr)
1	0.649	1707
2	0.684	1875
3	0.663	1800
4	0.728	2116

The slope and intercept shown above include any corrections and adjustments.

Traffic Demand

Vehicle mix source	PCU Factor for a HV (PCU)
HV Percentages	2.00

Demand overview (Traffic)

Arm	Linked arm	Use O-D data	Average Demand (PCU/hr)	Scaling Factor (%)
1		✓	300	100.000
2		✓	300	100.000
3		✓	300	100.000
4		✓	300	100.000

Origin-Destination Data

Demand (PCU/hr)

From	To			
	1	2	3	4
1	0	100	100	100
2	100	0	100	100
3	100	100	0	100
4	100	100	100	0

Vehicle Mix

Heavy Vehicle Percentages

From	To			
	1	2	3	4
1	0	0	0	0
2	0	0	0	0
3	0	0	0	0
4	0	0	0	0

Results

Results Summary for whole modelled period

Arm	Max RFC	Max Delay (s)	Max Queue (PCU)	Max LOS
1	0.22	3.10	0.3	A
2	0.20	2.73	0.3	A
3	0.21	2.88	0.3	A
4	0.18	2.33	0.2	A

Main Results for each time segment

08:00 - 08:15

Arm	Total Demand (PCU/hr)	Circulating flow (PCU/hr)	Capacity (PCU/hr)	RFC	Throughput (PCU/hr)	End queue (PCU)	Delay (s)	Unsignalised level of service
1	226	225	1560	0.145	225	0.2	2.695	A
2	226	225	1721	0.131	225	0.2	2.405	A
3	226	225	1650	0.137	225	0.2	2.525	A
4	226	225	1952	0.116	225	0.1	2.085	A

08:15 - 08:30

Arm	Total Demand (PCU/hr)	Circulating flow (PCU/hr)	Capacity (PCU/hr)	RFC	Throughput (PCU/hr)	End queue (PCU)	Delay (s)	Unsignalised level of service
1	270	270	1532	0.176	270	0.2	2.852	A
2	270	270	1690	0.160	270	0.2	2.533	A
3	270	270	1621	0.166	270	0.2	2.664	A
4	270	270	1920	0.140	270	0.2	2.181	A

08:30 - 08:45

Arm	Total Demand (PCU/hr)	Circulating flow (PCU/hr)	Capacity (PCU/hr)	RFC	Throughput (PCU/hr)	End queue (PCU)	Delay (s)	Unsignalised level of service
1	330	330	1492	0.221	330	0.3	3.097	A
2	330	330	1649	0.200	330	0.2	2.729	A
3	330	330	1581	0.209	330	0.3	2.878	A
4	330	330	1876	0.176	330	0.2	2.328	A

08:45 - 09:00

Arm	Total Demand (PCU/hr)	Circulating flow (PCU/hr)	Capacity (PCU/hr)	RFC	Throughput (PCU/hr)	End queue (PCU)	Delay (s)	Unsignalised level of service
1	330	330	1492	0.221	330	0.3	3.097	A
2	330	330	1649	0.200	330	0.3	2.729	A
3	330	330	1580	0.209	330	0.3	2.879	A
4	330	330	1876	0.176	330	0.2	2.329	A

09:00 - 09:15

Arm	Total Demand (PCU/hr)	Circulating flow (PCU/hr)	Capacity (PCU/hr)	RFC	Throughput (PCU/hr)	End queue (PCU)	Delay (s)	Unsignalised level of service
1	270	270	1531	0.176	270	0.2	2.854	A
2	270	270	1690	0.160	270	0.2	2.534	A
3	270	270	1620	0.166	270	0.2	2.665	A
4	270	270	1920	0.140	270	0.2	2.183	A

09:15 - 09:30

Arm	Total Demand (PCU/hr)	Circulating flow (PCU/hr)	Capacity (PCU/hr)	RFC	Throughput (PCU/hr)	End queue (PCU)	Delay (s)	Unsignalised level of service
1	226	226	1560	0.145	226	0.2	2.698	A
2	226	226	1720	0.131	226	0.2	2.410	A
3	226	226	1650	0.137	226	0.2	2.528	A
4	226	226	1952	0.116	226	0.1	2.087	A

Junctions 9
ARCADY 9 - Roundabout Module
Version: 9.5.0.6896 © Copyright TRL Limited, 2018
For sales and distribution information, program advice and maintenance, contact TRL: +44 (0)1344 379777 software@trl.co.uk www.trlsoftware.co.uk
The users of this computer program for the solution of an engineering problem are in no way relieved of their responsibility for the correctness of the solution

Filename: Import of A1173-A180 Roundabout.j9

Path: U:\Projects\Cromhall\0120 - Velocys Technologies Limited\001 - Velocys Waste to Jet Project\Modelling\Junction Modelling

Report generation date: 08/07/2019 14:01:52

«A1173-A180 - 2029 Base + Com Dev + Dev, PM

- »Junction Network
- »Arms
- »Traffic Demand
- »Origin-Destination Data
- »Vehicle Mix
- »Results

Summary of junction performance

	AM				PM			
	Queue (PCU)	Delay (s)	RFC	LOS	Queue (PCU)	Delay (s)	RFC	LOS
A1173-A180 - 2029 Base + Com Dev + Dev								
Arm 1	0.4	2.91	0.30	A	0.1	1.84	0.10	A
Arm 2	0.7	3.14	0.43	A	0.4	1.99	0.30	A
Arm 3	0.5	2.04	0.33	A	1.4	3.09	0.58	A
Arm 4	0.4	2.15	0.30	A	0.3	2.10	0.25	A

There are warnings associated with one or more model runs - see the 'Data Errors and Warnings' tables for each Analysis or Demand Set.

Values shown are the highest values encountered over all time segments. Delay is the maximum value of average delay per arriving vehicle.

File summary

File Description

Title	(untitled)
Location	
Site number	
Date	26/03/2019
Version	
Status	(new file)
Identifier	
Client	
Jobnumber	
Enumerator	Darren.Pilkington
Description	

Units

Distance units	Speed units	Traffic units input	Traffic units results	Flow units	Average delay units	Total delay units	Rate of delay units
m	kph	PCU	PCU	perHour	s	-Min	perMin

Analysis Options

Calculate Queue Percentiles	Calculate residual capacity	RFC Threshold	Average Delay threshold (s)	Queue threshold (PCU)
		0.85	36.00	20.00

Analysis Set Details

ID	Name	Description	Network flow scaling factor (%)
A1	A1173-A180	Large, Grade Sep Rbt	100.000

Demand Set Details

ID	Scenario name	Time Period name	Traffic profile type	Start time (HH:mm)	Finish time (HH:mm)	Time segment length (min)
D2	2029 Base + Com Dev + Dev	PM	ONE HOUR	08:00	09:30	15

A1173-A180 - 2029 Base + Com Dev + Dev, PM

Data Errors and Warnings

Severity	Area	Item	Description
Warning	Vehicle Mix		HV% is zero for all movements / time segments. Vehicle Mix matrix should be completed whether working in PCUs or Vehs. If HV% at the junction is genuinely zero, please ignore this warning.

Junction Network

Junctions

Junction	Name	Junction type	Use circulating lanes	Arm order	Junction Delay (s)	Junction LOS
1	A1173-A180	Large Roundabout		1, 2, 3, 4	2.55	A

Junction Network Options

Driving side	Lighting
Left	Normal/unknown

Arms

Arms

Arm	Name	Description
1	A1173 NB Approach	
2	A180 EB Offslip	
3	A1173 SB Approach	
4	A180 WB Offslip	

Roundabout Geometry

Arm	V - Approach road half-width (m)	E - Entry width (m)	I' - Effective flare length (m)	R - Entry radius (m)	D - Inscribed circle diameter (m)	PHI - Conflict (entry) angle (deg)	Exit only
1	4.62	8.54	23.5	17.7	93.0	11.0	
2	7.72	8.46	24.6	24.2	100.0	10.0	
3	4.09	7.98	29.1	39.3	100.0	9.5	
4	6.55	7.41	25.6	44.3	93.0	0.0	

Large Roundabout Data

Arm	Circulating flow (PCU/hr)	Entry-to-exit separation (m)
1	1025	39.00
2	1211	110.00
3	248	49.00
4	248	104.00

Slope / Intercept / Capacity

Roundabout Slope and Intercept used in model

Arm	Final slope	Final intercept (PCU/hr)
1	0.963	2852
2	1.025	3095
3	1.121	2968
4	1.219	3099

The slope and intercept shown above include any corrections and adjustments.

Traffic Demand

Vehicle mix source	PCU Factor for a HV (PCU)
HV Percentages	2.00

Demand overview (Traffic)

Arm	Linked arm	Use O-D data	Average Demand (PCU/hr)	Scaling Factor (%)
1		✓	189	100.000
2		✓	711	100.000
3		✓	1452	100.000
4		✓	523	100.000

Origin-Destination Data

Demand (PCU/hr)

	To				
	1	2	3	4	
From	1	0	27	69	93
	2	59	2	638	12
	3	174	367	0	911
	4	238	4	281	0

Vehicle Mix

Heavy Vehicle Percentages

	To				
	1	2	3	4	
From	1	0	0	0	0
	2	0	0	0	0
	3	0	0	0	0
	4	0	0	0	0

Results

Results Summary for whole modelled period

Arm	Max RFC	Max Delay (s)	Max Queue (PCU)	Max LOS
1	0.10	1.84	0.1	A
2	0.30	1.99	0.4	A
3	0.58	3.09	1.4	A
4	0.25	2.10	0.3	A

Main Results for each time segment

08:00 - 08:15

Arm	Total Demand (PCU/hr)	Circulating flow (PCU/hr)	Capacity (PCU/hr)	RFC	Throughput (PCU/hr)	End queue (PCU)	Delay (s)	Unsignalised level of service
1	142	491	2379	0.060	142	0.1	1.609	A
2	535	333	2754	0.194	534	0.2	1.621	A
3	1093	125	2828	0.387	1091	0.6	2.069	A
4	394	452	2548	0.155	393	0.2	1.669	A

08:15 - 08:30

Arm	Total Demand (PCU/hr)	Circulating flow (PCU/hr)	Capacity (PCU/hr)	RFC	Throughput (PCU/hr)	End queue (PCU)	Delay (s)	Unsignalised level of service
1	170	588	2286	0.074	170	0.1	1.700	A
2	639	398	2687	0.238	639	0.3	1.757	A
3	1305	149	2801	0.466	1304	0.9	2.405	A
4	470	541	2440	0.193	470	0.2	1.826	A

08:30 - 08:45

Arm	Total Demand (PCU/hr)	Circulating flow (PCU/hr)	Capacity (PCU/hr)	RFC	Throughput (PCU/hr)	End queue (PCU)	Delay (s)	Unsignalised level of service
1	208	719	2159	0.096	208	0.1	1.844	A
2	783	487	2595	0.302	782	0.4	1.985	A
3	1599	183	2763	0.579	1597	1.4	3.081	A
4	576	662	2293	0.251	575	0.3	2.096	A

08:45 - 09:00

Arm	Total Demand (PCU/hr)	Circulating flow (PCU/hr)	Capacity (PCU/hr)	RFC	Throughput (PCU/hr)	End queue (PCU)	Delay (s)	Unsignalised level of service
1	208	720	2158	0.096	208	0.1	1.845	A
2	783	488	2595	0.302	783	0.4	1.986	A
3	1599	183	2763	0.579	1599	1.4	3.091	A
4	576	663	2292	0.251	576	0.3	2.097	A

09:00 - 09:15

Arm	Total Demand (PCU/hr)	Circulating flow (PCU/hr)	Capacity (PCU/hr)	RFC	Throughput (PCU/hr)	End queue (PCU)	Delay (s)	Unsignalised level of service
1	170	589	2285	0.074	170	0.1	1.701	A
2	639	399	2687	0.238	640	0.3	1.758	A
3	1305	149	2801	0.466	1307	0.9	2.415	A
4	470	542	2439	0.193	471	0.2	1.831	A

09:15 - 09:30

Arm	Total Demand (PCU/hr)	Circulating flow (PCU/hr)	Capacity (PCU/hr)	RFC	Throughput (PCU/hr)	End queue (PCU)	Delay (s)	Unsignalised level of service
1	142	493	2377	0.060	142	0.1	1.612	A
2	535	334	2753	0.194	536	0.2	1.625	A
3	1093	125	2828	0.387	1094	0.6	2.077	A
4	394	454	2547	0.155	394	0.2	1.674	A

Junctions 9
ARCADY 9 - Roundabout Module
Version: 9.5.0.6896 © Copyright TRL Limited, 2018
For sales and distribution information, program advice and maintenance, contact TRL: +44 (0)1344 379777 software@trl.co.uk www.trlsoftware.co.uk
The users of this computer program for the solution of an engineering problem are in no way relieved of their responsibility for the correctness of the solution

Filename: Import of A1173-Kiln Lane Roundabout.j9

Path: U:\Projects\Cromhall\0120 - Velocys Technologies Limited\001 - Velocys Waste to Jet Project\Modelling\Junction Modelling

Report generation date: 04/07/2019 17:06:08

«(Default Analysis Set) - 2029 Base + Com Dev, AM

- »Junction Network
- »Arms
- »Traffic Demand
- »Origin-Destination Data
- »Vehicle Mix
- »Results

Summary of junction performance

	AM				PM			
	Queue (PCU)	Delay (s)	RFC	LOS	Queue (PCU)	Delay (s)	RFC	LOS
A1 - 2029 Base + Com Dev + Dev								
Arm 1	0.0	0.00	0.00	A	0.0	0.00	0.00	A
Arm 2	6.4	13.93	0.87	B	0.7	3.12	0.40	A
Arm 3	0.6	4.55	0.36	A	2.3	8.28	0.70	A
Arm 4	0.3	2.21	0.22	A	1.7	5.82	0.63	A
A1 - 2029 Base + Com Dev								
Arm 1	0.0	0.00	0.00	A	0.0	0.00	0.00	A
Arm 2	5.9	12.83	0.86	B	0.7	3.08	0.40	A
Arm 3	0.5	4.47	0.36	A	2.2	8.12	0.69	A
Arm 4	0.3	2.19	0.21	A	1.7	5.70	0.63	A

There are warnings associated with one or more model runs - see the 'Data Errors and Warnings' tables for each Analysis or Demand Set.

Values shown are the highest values encountered over all time segments. Delay is the maximum value of average delay per arriving vehicle.

File summary

File Description

Title	(untitled)
Location	
Site number	
Date	26/03/2019
Version	
Status	(new file)
Identifier	
Client	
Jobnumber	
Enumerator	Darren.Pilkington
Description	

Units

Distance units	Speed units	Traffic units input	Traffic units results	Flow units	Average delay units	Total delay units	Rate of delay units
m	kph	PCU	PCU	perHour	s	-Min	perMin

Analysis Options

Calculate Queue Percentiles	Calculate residual capacity	RFC Threshold	Average Delay threshold (s)	Queue threshold (PCU)
		0.85	36.00	20.00

Analysis Set Details

ID	Name	Network flow scaling factor (%)
A1	(Default Analysis Set)	100.000

Demand Set Details

ID	Scenario name	Time Period name	Traffic profile type	Start time (HH:mm)	Finish time (HH:mm)	Time segment length (min)
D3	2029 Base + Com Dev	AM	ONE HOUR	08:00	09:30	15

(Default Analysis Set) - 2029 Base + Com Dev, AM

Data Errors and Warnings

Severity	Area	Item	Description
Warning	Geometry	Arm 4 - Roundabout Geometry	Effective flare length is over 30m, which is outside the normal range. Treat capacities with increasing caution.
Warning	Vehicle Mix		HV% is zero for all movements / time segments. Vehicle Mix matrix should be completed whether working in PCUs or Vehs. If HV% at the junction is genuinely zero, please ignore this warning.

Junction Network

Junctions

Junction	Name	Junction type	Use circulating lanes	Arm order	Junction Delay (s)	Junction LOS
1	(untitled)	Standard Roundabout		1, 2, 3, 4	9.56	A

Junction Network Options

Driving side	Lighting
Left	Normal/unknown

Arms

Arms

Arm	Name	Description
1	(untitled)	
2	(untitled)	
3	(untitled)	
4	(untitled)	

Roundabout Geometry

Arm	V - Approach road half-width (m)	E - Entry width (m)	I' - Effective flare length (m)	R - Entry radius (m)	D - Inscribed circle diameter (m)	PHI - Conflict (entry) angle (deg)	Exit only
1	3.65	4.50	12.6	21.0	49.2	10.8	
2	3.70	8.24	19.0	40.0	49.2	16.4	
3	3.25	7.99	12.3	31.0	49.2	14.8	
4	3.97	8.14	64.8	19.9	49.2	17.5	

Slope / Intercept / Capacity

Roundabout Slope and Intercept used in model

Arm	Final slope	Final intercept (PCU/hr)
1	0.576	1409
2	0.697	2037
3	0.640	1742
4	0.748	2348

The slope and intercept shown above include any corrections and adjustments.

Traffic Demand

Vehicle mix source	PCU Factor for a HV (PCU)
HV Percentages	2.00

Demand overview (Traffic)

Arm	Linked arm	Use O-D data	Average Demand (PCU/hr)	Scaling Factor (%)
1		✓	0	100.000
2		✓	1548	100.000
3		✓	403	100.000
4		✓	408	100.000

Origin-Destination Data

Demand (PCU/hr)

From	To			
	1	2	3	4
1	0	0	0	0
2	0	0	848	700
3	0	310	0	93
4	0	336	72	0

Vehicle Mix

Heavy Vehicle Percentages

From	To			
	1	2	3	4
1	0	0	0	0
2	0	0	0	0
3	0	0	0	0
4	0	0	0	0

Results

Results Summary for whole modelled period

Arm	Max RFC	Max Delay (s)	Max Queue (PCU)	Max LOS
1	0.00	0.00	0.0	A
2	0.86	12.83	5.9	B
3	0.36	4.47	0.5	A
4	0.21	2.19	0.3	A

Main Results for each time segment

08:00 - 08:15

Arm	Total Demand (PCU/hr)	Circulating flow (PCU/hr)	Capacity (PCU/hr)	RFC	Throughput (PCU/hr)	End queue (PCU)	Delay (s)	Unsignalised level of service
1	0	539	1098	0.000	0	0.0	0.000	A
2	1165	54	1999	0.583	1160	1.4	4.262	A
3	303	524	1406	0.216	302	0.3	3.258	A
4	307	233	2174	0.141	307	0.2	1.928	A

08:15 - 08:30

Arm	Total Demand (PCU/hr)	Circulating flow (PCU/hr)	Capacity (PCU/hr)	RFC	Throughput (PCU/hr)	End queue (PCU)	Delay (s)	Unsignalised level of service
1	0	645	1037	0.000	0	0.0	0.000	A
2	1392	65	1992	0.699	1388	2.3	5.927	A
3	362	628	1340	0.270	362	0.4	3.680	A
4	367	278	2140	0.171	367	0.2	2.030	A

08:30 - 08:45

Arm	Total Demand (PCU/hr)	Circulating flow (PCU/hr)	Capacity (PCU/hr)	RFC	Throughput (PCU/hr)	End queue (PCU)	Delay (s)	Unsignalised level of service
1	0	790	953	0.000	0	0.0	0.000	A
2	1704	79	1982	0.860	1691	5.6	11.868	B
3	444	765	1252	0.354	443	0.5	4.443	A
4	449	341	2093	0.215	449	0.3	2.189	A

08:45 - 09:00

Arm	Total Demand (PCU/hr)	Circulating flow (PCU/hr)	Capacity (PCU/hr)	RFC	Throughput (PCU/hr)	End queue (PCU)	Delay (s)	Unsignalised level of service
1	0	791	953	0.000	0	0.0	0.000	A
2	1704	79	1982	0.860	1703	5.9	12.826	B
3	444	770	1249	0.355	444	0.5	4.470	A
4	449	341	2093	0.215	449	0.3	2.190	A

09:00 - 09:15

Arm	Total Demand (PCU/hr)	Circulating flow (PCU/hr)	Capacity (PCU/hr)	RFC	Throughput (PCU/hr)	End queue (PCU)	Delay (s)	Unsignalised level of service
1	0	646	1036	0.000	0	0.0	0.000	A
2	1392	65	1992	0.699	1406	2.4	6.282	A
3	362	636	1335	0.271	363	0.4	3.705	A
4	367	279	2139	0.171	367	0.2	2.031	A

09:15 - 09:30

Arm	Total Demand (PCU/hr)	Circulating flow (PCU/hr)	Capacity (PCU/hr)	RFC	Throughput (PCU/hr)	End queue (PCU)	Delay (s)	Unsignalised level of service
1	0	541	1097	0.000	0	0.0	0.000	A
2	1165	54	1999	0.583	1169	1.4	4.359	A
3	303	529	1404	0.216	304	0.3	3.273	A
4	307	234	2173	0.141	307	0.2	1.931	A

Junctions 9
ARCADY 9 - Roundabout Module
Version: 9.5.0.6896 © Copyright TRL Limited, 2018
For sales and distribution information, program advice and maintenance, contact TRL: +44 (0)1344 379777 software@trl.co.uk www.trlsoftware.co.uk
The users of this computer program for the solution of an engineering problem are in no way relieved of their responsibility for the correctness of the solution

Filename: Import of A180-Westgate Roundabout.j9

Path: U:\Projects\Cromhall\0120 - Velocys Technologies Limited\001 - Velocys Waste to Jet Project\Modelling\Junction Modelling

Report generation date: 09/07/2019 14:33:04

«(Default Analysis Set) - 2019 Base, PM

- »Junction Network
- »Arms
- »Traffic Demand
- »Origin-Destination Data
- »Vehicle Mix
- »Results

Summary of junction performance

	AM				PM			
	Queue (PCU)	Delay (s)	RFC	LOS	Queue (PCU)	Delay (s)	RFC	LOS
A1 - 2029 Base + Com Dev + Dev								
Arm 1	565.6	1049.60	1.42	F	33.8	63.23	1.00	F
Arm 2	51.3	164.44	1.08	F	167.0	516.99	1.31	F
Arm 3	9.3	214.97	1.01	F	80.0	1149.38	1.70	F
Arm 4	4.3	11.53	0.80	B	759.0	1800.04	1.62	F
Arm 5	300.7	1358.36	1.71	F	262.6	1738.19	1.54	F
A1 - 2019 Base								
Arm 1	184.9	293.98	1.17	F	2.6	7.24	0.71	A
Arm 2	4.6	23.26	0.82	C	1.8	8.13	0.62	A
Arm 3	3.0	71.97	0.76	F	1.8	21.15	0.63	C
Arm 4	2.4	6.56	0.69	A	217.6	383.91	1.21	F
Arm 5	0.6	9.42	0.34	A	18.1	180.25	1.04	F

Values shown are the highest values encountered over all time segments. Delay is the maximum value of average delay per arriving vehicle.

File summary

File Description

Title	(untitled)
Location	
Site number	
Date	26/03/2019
Version	
Status	(new file)
Identifier	
Client	
Jobnumber	
Enumerator	Darren.Pilkington
Description	

Units

Distance units	Speed units	Traffic units input	Traffic units results	Flow units	Average delay units	Total delay units	Rate of delay units
m	kph	PCU	PCU	perHour	s	-Min	perMin

Analysis Options

Calculate Queue Percentiles	Calculate residual capacity	RFC Threshold	Average Delay threshold (s)	Queue threshold (PCU)
		0.85	36.00	20.00

Analysis Set Details

ID	Name	Network flow scaling factor (%)
A1	(Default Analysis Set)	100.000

Demand Set Details

ID	Scenario name	Time Period name	Traffic profile type	Start time (HH:mm)	Finish time (HH:mm)	Time segment length (min)
D4	2019 Base	PM	ONE HOUR	08:00	09:30	15

(Default Analysis Set) - 2019 Base, PM

Data Errors and Warnings

No errors or warnings

Junction Network

Junctions

Junction	Name	Junction type	Use circulating lanes	Arm order	Junction Delay (s)	Junction LOS
1	(untitled)	Standard Roundabout		1, 2, 3, 4, 5	190.65	F

Junction Network Options

Driving side	Lighting
Left	Normal/unknown

Arms

Arms

Arm	Name	Description
1	(untitled)	
2	(untitled)	
3	(untitled)	
4	(untitled)	
5	untitled	

Roundabout Geometry

Arm	V - Approach road half-width (m)	E - Entry width (m)	I' - Effective flare length (m)	R - Entry radius (m)	D - Inscribed circle diameter (m)	PHI - Conflict (entry) angle (deg)	Exit only
1	7.25	7.25	0.0	33.0	83.0	18.0	
2	4.75	6.75	10.0	20.0	83.0	15.0	
3	3.25	4.25	8.0	17.0	83.0	20.0	
4	7.25	7.25	0.0	18.0	83.0	25.0	
5	4.00	4.00	0.0	26.0	83.0	25.0	

Slope / Intercept / Capacity

Roundabout Slope and Intercept used in model

Arm	Final slope	Final intercept (PCU/hr)
1	0.571	2331
2	0.507	1903
3	0.404	1232
4	0.544	2223
5	0.407	1247

The slope and intercept shown above include any corrections and adjustments.

Traffic Demand

Default vehicle mix	Vehicle mix source	PCU Factor for a HV (PCU)
✓	HV Percentages	2.00

Demand overview (Traffic)

Arm	Linked arm	Use O-D data	Average Demand (PCU/hr)	Scaling Factor (%)
1		✓	1210	100.000
2		✓	727	100.000
3		✓	283	100.000
4		✓	2101	100.000
5		✓	333	100.000

Origin-Destination Data

Demand (PCU/hr)

		To				
		1	2	3	4	5
From	1	0	189	60	859	102
	2	107	0	89	395	136
	3	110	61	0	105	7
	4	1440	614	33	0	14
	5	199	74	3	57	0

Vehicle Mix

Heavy Vehicle Percentages

		To				
		1	2	3	4	5
From	1	10	10	10	10	10
	2	10	10	10	10	10
	3	10	10	10	10	10
	4	10	10	10	10	10
	5	10	10	10	10	10

Results

Results Summary for whole modelled period

Arm	Max RFC	Max Delay (s)	Max Queue (PCU)	Max LOS
1	0.71	7.24	2.6	A
2	0.62	8.13	1.8	A
3	0.63	21.15	1.8	C
4	1.21	383.91	217.6	F
5	1.04	180.25	18.1	F

Main Results for each time segment

08:00 - 08:15

Arm	Total Demand (PCU/hr)	Circulating flow (PCU/hr)	Capacity (PCU/hr)	RFC	Throughput (PCU/hr)	End queue (PCU)	Delay (s)	Unsignalised level of service
1	911	627	1973	0.462	907	0.9	3.705	A
2	547	835	1480	0.370	545	0.6	4.224	A
3	213	1241	731	0.291	211	0.4	7.589	A
4	1582	391	2010	0.787	1566	3.9	8.648	A
5	251	1764	530	0.473	247	1.0	13.822	B

08:15 - 08:30

Arm	Total Demand (PCU/hr)	Circulating flow (PCU/hr)	Capacity (PCU/hr)	RFC	Throughput (PCU/hr)	End queue (PCU)	Delay (s)	Unsignalised level of service
1	1088	740	1908	0.570	1086	1.4	4.804	A
2	654	998	1397	0.468	652	1.0	5.307	A
3	254	1485	633	0.402	253	0.7	10.403	B
4	1889	469	1968	0.960	1845	14.8	25.955	D
5	299	2082	400	0.748	292	2.8	34.385	D

08:30 - 08:45

Arm	Total Demand (PCU/hr)	Circulating flow (PCU/hr)	Capacity (PCU/hr)	RFC	Throughput (PCU/hr)	End queue (PCU)	Delay (s)	Unsignalised level of service
1	1332	786	1882	0.708	1328	2.6	7.087	A
2	800	1210	1290	0.621	797	1.8	7.986	A
3	312	1811	501	0.622	308	1.7	20.071	C
4	2313	572	1912	1.210	1906	116.5	131.665	F
5	367	2197	354	1.037	331	11.9	104.855	F

08:45 - 09:00

Arm	Total Demand (PCU/hr)	Circulating flow (PCU/hr)	Capacity (PCU/hr)	RFC	Throughput (PCU/hr)	End queue (PCU)	Delay (s)	Unsignalised level of service
1	1332	792	1878	0.709	1332	2.6	7.242	A
2	800	1216	1287	0.622	800	1.8	8.133	A
3	312	1819	498	0.626	311	1.8	21.154	C
4	2313	576	1910	1.211	1909	217.6	317.599	F
5	367	2202	351	1.043	342	18.1	180.247	F

09:00 - 09:15

Arm	Total Demand (PCU/hr)	Circulating flow (PCU/hr)	Capacity (PCU/hr)	RFC	Throughput (PCU/hr)	End queue (PCU)	Delay (s)	Unsignalised level of service
1	1088	793	1878	0.579	1092	1.5	5.068	A
2	654	1013	1390	0.470	657	1.0	5.426	A
3	254	1501	626	0.406	258	0.8	10.884	B
4	1889	474	1965	0.961	1955	201.0	383.909	F
5	299	2195	354	0.845	336	9.0	157.386	F

09:15 - 09:30

Arm	Total Demand (PCU/hr)	Circulating flow (PCU/hr)	Capacity (PCU/hr)	RFC	Throughput (PCU/hr)	End queue (PCU)	Delay (s)	Unsignalised level of service
1	911	772	1890	0.482	913	1.0	4.061	A
2	547	851	1472	0.372	549	0.7	4.296	A
3	213	1254	726	0.293	214	0.5	7.754	A
4	1582	395	2008	0.788	1997	97.2	270.196	F
5	251	2194	355	0.707	275	3.0	57.572	F

Appendix 7 - Accidents

Date: 25-February-2019

Time: 09:47:53

Title: **Andrew Fosbueary - ENZYGO**

Requested output: **F- Print (Full print) Crash Report**

Date: 25-February-2019

Accident Date BETWEEN '13-Dec-2013' AND '12-Dec-2018'

There were 21 reported crashes resulting in injury

F - Print Crash Report

Date: 25-February-20

Time: 9:47

Andrew Fosbueary - ENZYGO

Accident Date BETWEEN '13-Dec-2013' AND '12-Dec-2018'

No.1		Road A180 Section	Map ref: E519396 N412731	Parish:
Location		A180 WBC, IMMINGHAM A180		
Description		Veh1(car) veh2(car) veh3(car) and veh4(car) all travelling E-W, v2,3 and 4 all stationary in queuing traffic, v1 failed to see standing traffic, braked and collided with the rear of v2 pushing v2 into v3 and v3 into v4		
Severity SLIGHT	Date: 08/09/2016 Thu 17:46	L	Road Surface Dry Weather Fine	Speed limit 70mph
Dual carriageway		Not at or within 20m of junction No Human control within 50m		
Contributory Factors: 308V001A 405V001A				

Vehicle details						Crash involved 4 vehicles					
vehicle type	location		movement		dir	veh hit		sex			
registration			b-test	1st hit		damaged		age			
1 car	not at junction		going ahead other		E -> W	0		male			
	did not leave c'way		negative	front				27			
2 car	not at junction		waiting to go ahead but held up		E -> W	0		female			
	did not leave c'way		negative	back				25			
3 car	not at junction		waiting to go ahead but held up		E -> W	0		female			
	did not leave c'way		negative	back				33			
4 car	not at junction		waiting to go ahead but held up		E -> W	0		female			
	did not leave c'way		negative	back				35			

Casualty details										Crash resulted in 1 casualty									
class	severity	pedestrian location			dir	seat belt		PSV passenger		sex									
		pedestrian movement			school name		**to/from school		age										
driver/rider	SLIGHT									male									
in veh 1										27									

F - Print Crash Report

Date: 25-February-20

Time: 9:47

Andrew Fosbueary - ENZYGO

Accident Date BETWEEN '13-Dec-2013' AND '12-Dec-2018'

No.2		Road A1173 Section	Map ref: E519573 N414729	Parish:
				District: North East Lincolnshire
Location	KINGS ROAD, IMMINGHAM A1173			
Description	Both vehicles travelling in a SW direction, veh 1 car travelling at speed comes into contact with veh 2 p/c causing rider to fall off cycle.			
Severity SLIGHT	Date: 17/12/2016 Sat 14:00	L	Road Surface Wet Weather Fine	Speed limit 30mph
Roundabout	Roundabout No Human control within 50m			
Contributory Factors: 403V001A				

Vehicle details Crash involved 2 vehicles					
vehicle type	location	movement	dir	veh hit	sex
registration		b-test	1st hit	damaged	age
1 car	approaching or parked on approach	going ahead other	NE -> SW	0	not known
	did not leave c'way	not contacted	front		29
2 pedal cycle	approaching or parked on approach	going ahead other	NE -> SW	0	male
	did not leave c'way	not applicable	offside		24

Casualty details Crash resulted in 1 casualty						
class	severity	pedestrian location	dir	seat belt	PSV passenger	sex
		pedestrian movement	school name		**to/from school	age
driver/rider in veh 2	SLIGHT					male 24

F - Print Crash Report

Date: 25-February-20

Time: 9:47

Andrew Fosbueary - ENZYGO

Accident Date BETWEEN '13-Dec-2013' AND '12-Dec-2018'

No.3		Road U Section	Map ref: E521706 N414376	Parish:
				District: North East Lincolnshire
Location	LAPORT ROAD, IMMINGHAM UNSPECIFIED ROAD OR LOCATION KILN ROAD			
Description	Both vehicles cars, veh 1 turns left at the roundabout to travel in a NW direction along Laporte Rd, loses control on icy road conditions, collides with bollard and veh 2 travelling in a SE direction.			
Severity SLIGHT	Date: 03/01/2017 Tue 14:20	L	Road Surface Ice Weather Fine	Speed limit 30mph
Roundabout	Roundabout No Human control within 50m			
Contributory Factors: 103V001A				

Vehicle details Crash involved 2 vehicles					
vehicle type	location	movement	dir	veh hit	sex
registration		b-test	1st hit	damaged	age
1 car	leaving roundabout	turning left	SW -> NW	0	male
	left c'way offside onto central res.	not contacted	offside		24
2 car	approaching or parked on approach	going ahead other	NW -> SE	0	male
	did not leave c'way	not contacted	front		54

Casualty details Crash resulted in 1 casualty						
class	severity	pedestrian location	dir	seat belt	PSV passenger	sex
		pedestrian movement	school name		**to/from school	age
driver/rider in veh 2	SLIGHT					male 54

F - Print Crash Report

Date: 25-February-20

Time: 9:47

Andrew Fosbueary - ENZYGO

Accident Date BETWEEN '13-Dec-2013' AND '12-Dec-2018'

No.4		Road A180 Section	Map ref: E519716 N412649	Parish:
Location		STALLINGBOROUGH A180 A1173		
Description		Due to numerous rtc, A180 closed, Veh2 (car) realises road closure, brakes suddenly, Veh1 (car) did not react in time and impacts into rear of V2.		
Severity SLIGHT	Date: 06/12/2016 Tue 08:39	L	Road Surface Wet Weather Fog Mist	Speed limit 70mph
Slip road		Not at or within 20m of junction No Human control within 50m		
Contributory Factors: 406V001B				

Vehicle details		Crash involved 2 vehicles			
vehicle type	location	movement	dir	veh hit	sex
registration		b-test	1st hit	damaged	age
1 car	not at junction	stopping	E -> NW	0	female
	did not leave c'way	not requested	front		60
2 car	not at junction	stopping	E -> NW	0	female
	did not leave c'way	negative	back		66

F - Print Crash Report

Date: 25-February-20

Time: 9:47

Andrew Fosbueary - ENZYGO

Accident Date BETWEEN '13-Dec-2013' AND '12-Dec-2018'

Casualty details Crash resulted in 5 casualties						
class	severity	pedestrian location	dir	seat belt	PSV passenger	sex
		pedestrian movement		school name	**to/from school	age
driver/rider in veh 1	SLIGHT					female 60
passenger in veh 2	SLIGHT					female 45
passenger in veh 1	SLIGHT					male 52
passenger in veh 1	SLIGHT					male 39
passenger in veh 1	SLIGHT					female 51

F - Print Crash Report

Date: 25-February-20

Time: 9:47

Andrew Fosbueary - ENZYGO

Accident Date BETWEEN '13-Dec-2013' AND '12-Dec-2018'

No.5	Road U Section	Map ref: E520852 N413901	Parish:
Location	NETHERLANDS WAY, STALLINGBOROUGH UNSPECIFIED ROAD OR LOCATION		
Description	Veh1 p/cycle NE - S, clipped by Veh2. Rider of Veh1 knocked off bike. Veh2 failed to stop.		
Severity SLIGHT	Date: 15/02/2017 Wed 13:30	L	Road Surface Dry Weather Fine
Single carriageway	Not at or within 20m of junction No Human control within 50m		
Contributory Factors: 407V002B			

Vehicle details						Crash involved 2 vehicles	
vehicle type	location	movement	dir	veh hit	sex	registration	age
		b-test	1st hit	damaged			
1 pedal cycle	not at junction	going ahead other	NE -> S	0	male		
	did not leave c'way	not applicable	offside		27		
2 car	not at junction	going ahead other	NE -> S	0	not known		
	did not leave c'way	not contacted	nearside		?		

Casualty details								Crash resulted in 1 casualty	
class	severity	pedestrian location	dir	seat belt	PSV passenger	sex	pedestrian movement	school name	age
					**to/from school				
driver/rider	SLIGHT					male			
in veh 1						27			

F - Print Crash Report

Date: 25-February-20

Time: 9:47

Andrew Fosbueary - ENZYGO

Accident Date BETWEEN '13-Dec-2013' AND '12-Dec-2018'

No.6	Road A1173 Section	Map ref: E520381 N414821	Parish:
Location	A1173 QUEENS ROAD, IMMINGHAM A1173		
Description	The fiat had been turning right using a filter lane when the honda motor cycle which had been travelling behind the fiat has gone to overtake and has collided with the offside door .		
Severity SLIGHT	Date: 11/07/2018 Wed 05:45	L	Road Surface Dry Weather Fine
Single carriageway	Not at or within 20m of junction No Human control within 50m		
Contributory Factors: 406V002B			

Vehicle details Crash involved 2 vehicles					
vehicle type	location	movement	dir	veh hit	sex
registration		b-test	1st hit	damaged	age
1 car	not at junction	turning right	SW -> SE	0	male
	did not leave c'way	negative	offside		37
2 m/cycle 50 - 125cc	not at junction	o/t moving vehicle on its O/S	SW -> NE	0	male
	did not leave c'way	negative	front		48

Casualty details Crash resulted in 1 casualty						
class	severity	pedestrian location	dir	seat belt	PSV passenger	sex
		pedestrian movement	school name		**to/from school	age
driver/rider	SLIGHT					male
in veh 2						48

F - Print Crash Report

Date: 25-February-20

Time: 9:47

Andrew Fosbueary - ENZYGO

Accident Date BETWEEN '13-Dec-2013' AND '12-Dec-2018'

No.7	Road A180 Section	Map ref: E519444 N412686	Parish:
Location	District: North East Lincolnshire		
Description	A180 WBC OFF SLIP A180 AT JN WITH A1173, STALLINBOROUGH A1173		
Severity SERIOUS	Date: 09/08/2018 Thu 16:10	L	Road Surface Dry Weather Fine
Slip road	Speed limit 60mph		
Contributory Factors: 602V001A		Roundabout No Human control within 50m	

Vehicle details						Crash involved 2 vehicles	
vehicle type	location	movement	dir	veh hit	sex	registration	age
		b-test	1st hit	damaged			
1 goods unknown weight	approaching or parked on approach	going ahead other	E -> W	0	male		
	did not leave c'way	negative	front		36		
2 car	approaching or parked on approach	waiting to turn right	E -> W	0	male		
	did not leave c'way	negative	back		35		

Casualty details								Crash resulted in 1 casualty	
class	severity	pedestrian location	dir	seat belt	PSV passenger	sex	pedestrian movement	school name	age
driver/rider in veh 2								**to/from school	
	SERIOUS					male			
						35			

F - Print Crash Report

Date: 25-February-20

Time: 9:47

Andrew Fosbueary - ENZYGO

Accident Date BETWEEN '13-Dec-2013' AND '12-Dec-2018'

No.8	Road A1173 Section	Map ref: E519431 N412820	Parish:
Location	STALLINGBOROUGH INTERCHANGE A1173 STALLINGBOROUGH A180		
Description	Single vehicle collision, veh(car) travelling N-S leaves c/w o/s onto kerb impacting with lampost		
Severity SERIOUS	Date: 22/02/2016 Mon 23:03	DRK STL	Road Surface Dry Weather Fine
Speed limit 60mph	Roundabout No Human control within 50m		
Contributory Factors: 505V001A			

Vehicle details Crash involved 1 vehicle						
vehicle type	location	movement	dir	veh hit	sex	
registration		b-test	1st hit	damaged	age	
1 car	approaching or parked on approach	going ahead other	N -> S	0	male	
	left c'way Offside	negative	front		68	

Casualty details Crash resulted in 1 casualty						
class	severity	pedestrian location	dir	seat belt	PSV passenger	sex
		pedestrian movement	school name	**to/from school		age
driver/rider	SERIOUS					male
in veh 1						68

F - Print Crash Report

Date: 25-February-20

Time: 9:47

Andrew Fosbueary - ENZYGO

Accident Date BETWEEN '13-Dec-2013' AND '12-Dec-2018'

No.9	Road U Section	Map ref: E520321 N413486	Parish:
Location	KILN LANE, STALLINGBOROUGH UNSPECIFIED ROAD OR LOCATION		
Description	Veh1(car) veh2(car) and veh3(car) all travelling NE-SW, v1 was stationary in traffic, v2 slowed, v3 braked but failed to stop in time colliding with the rear of v2		
Severity SLIGHT	Date: 21/04/2016 Thu 16:11	L	Road Surface Dry Weather Fine
Speed limit 40mph			
Single carriageway	Not at or within 20m of junction No Human control within 50m		
Contributory Factors: 408V002A 308V003A			

Vehicle details						Crash involved 3 vehicles	
vehicle type	location	movement	dir	veh hit	sex	registration	age
		b-test	1st hit	damaged			
1 car	not at junction	waiting to go ahead but held up	NE -> SW	0	male		
	did not leave c'way	not contacted	did not impact		35		
2 car	not at junction	stopping	NE -> SW	0	female		
	did not leave c'way	not provided	back		44		
3 car	not at junction	stopping	NE -> SW	0	male		
	did not leave c'way	not requested	front		18		

Casualty details								Crash resulted in 2 casualties	
class	severity	pedestrian location	dir	seat belt	PSV passenger	sex	pedestrian movement	school name	**to/from school
									age
driver/rider	SLIGHT					male			
in veh 3						18			
driver/rider	SLIGHT					female			
in veh 2						44			

F - Print Crash Report

Date: 25-February-20

Time: 9:47

Andrew Fosbueary - ENZYGO

Accident Date BETWEEN '13-Dec-2013' AND '12-Dec-2018'

No.10		Road U Section	Map ref: E522104 N413840	Parish:
Location	O/S BOC GASES, HOBSON WAY, STALLINGBOROUGH UNSPECIFIED ROAD OR LOCATION			
Description	Single vehicle collision, veh(m/cycle) accelerating SE-NW lost control causing vehicle to drop onto its n/s & rider to sustain injury			
Severity SLIGHT	Date: 14/07/2016 Thu 20:32	L	Road Surface Dry Weather Fine	Speed limit 40mph
Single carriageway	Not at or within 20m of junction No Human control within 50m			
Contributory Factors: 410V001A 402V001A				

Vehicle details Crash involved 1 vehicle					
vehicle type	location	movement	dir	veh hit	sex
registration		b-test	1st hit	damaged	age
1 m/cycle > 500cc	not at junction	starting	SE -> NW	0	male
	did not leave c'way	not provided	nearside		48

Casualty details Crash resulted in 1 casualty						
class	severity	pedestrian location	dir	seat belt	PSV passenger	sex
		pedestrian movement	school name		**to/from school	age
driver/rider	SLIGHT					male
in veh 1						48

F - Print Crash Report

Date: 25-February-20

Time: 9:47

Andrew Fosbueary - ENZYGO

Accident Date BETWEEN '13-Dec-2013' AND '12-Dec-2018'

No.11	Road A1173 Section	Map ref: E519436 N412811	Parish:
Location	KINGS ROAD A1173 IMMINGHAM A180		
Description	Veh 1 approaches the r/about & stops indicating to turn right. Veh 2 collides with the rear of veh 1.		
Severity SLIGHT	Date: 06/08/2016 Sat 12:25	L	Road Surface Dry Weather Fine
Speed limit 60mph			
Roundabout	Roundabout No Human control within 50m		
Contributory Factors: 405V002B 406V002A 408V001B 308V002B			

Vehicle details						
Crash involved 2 vehicles						
vehicle type	location	movement	dir	veh hit	sex	
registration		b-test	1st hit	damaged	age	
1 car	approaching or parked on approach	waiting to turn left	N -> E	0	female	
	did not leave c'way	not provided	back		21	
2 car	approaching or parked on approach	going ahead other	N -> S	0	female	
	did not leave c'way	not provided	front		35	

Casualty details						
Crash resulted in 3 casualties						
class	severity	pedestrian location	dir	seat belt	PSV passenger	sex
		pedestrian movement	school name	**to/from school		age
driver/rider	SLIGHT					female
in veh 2						35
passenger	SLIGHT					female
in veh 2						7
passenger	SLIGHT					female
in veh 2						3

F - Print Crash Report

Date: 25-February-20

Time: 9:47

Andrew Fosbueary - ENZYGO

Accident Date BETWEEN '13-Dec-2013' AND '12-Dec-2018'

No.12	Road A1173 Section	Map ref: E520359 N413502	Parish: 818
Location	A1173 O/S HCFCatch, Kiln Lane, Stallingborough		
Description	veh1(car) travelling NE-NE, failed to look properly, undertakes a u turn in c/w, swerved and collided with o/s of veh2(car) travelling NE-SW		
Severity SLIGHT	Date: 22/05/2015 Fri 17:58	L	Road Surface Dry Weather Fine
Single carriageway	Using private drive or entrance No Human control within 50m		
Contributory Factors: 403V001A 405V001A 409V001A			

Vehicle details Crash involved 2 vehicles					
vehicle type	location	movement	dir	veh hit	sex
registration		b-test	1st hit	damaged	age
1 car	mid junction	u turn	NE -> NE	2	male
	did not leave c'way	negative	offside		23
2 car	mid junction	going ahead other	NE -> SW	1	female
	did not leave c'way	not requested	nearside		63

Casualty details Crash resulted in 1 casualty						
class	severity	pedestrian location	dir	seat belt	PSV passenger	sex
		pedestrian movement	school name	**to/from school		age
driver/rider in veh 2	SLIGHT					female 63

F - Print Crash Report

Date: 25-February-20

Time: 9:47

Andrew Fosbueary - ENZYGO

Accident Date BETWEEN '13-Dec-2013' AND '12-Dec-2018'

No.13		Road A180 Section	Map ref: E519370 N412680	Parish: 818
Location		A180 / A1174 Stallingborough I/CH		
Description		single vehicle collision, veh(car) travelling on I/CH rbt E-NE turning right, vehicle clipped the o/s kerb & large sunken concrete block & left c/w o/s onto armco barrier		
Severity SLIGHT	Date: 15/05/2015 Fri 16:10	L	Road Surface Dry Weather Fine	Speed limit 60mph
Roundabout		Roundabout No Human control within 50m		
Contributory Factors: 109V001A				

Vehicle details						Crash involved 1 vehicle	
vehicle type	location	movement	dir	veh hit	sex	registration	age
		b-test	1st hit	damaged			
1 car	mid junction	turning right	E -> NE	0	male		
	did not leave c'way	negative	front		20		

Casualty details								Crash resulted in 2 casualties	
class	severity	pedestrian location	dir	seat belt	PSV passenger	sex			
		pedestrian movement	school name		**to/from school	age			
driver/rider	SLIGHT					male			
in veh 1						20			
passenger	SLIGHT					female			
in veh 1						28			

F - Print Crash Report

Date: 25-February-20

Time: 9:47

Andrew Fosbueary - ENZYGO

Accident Date BETWEEN '13-Dec-2013' AND '12-Dec-2018'

No.14	Road A1173 Section	Map ref: E520720 N415271	Parish: 814
Location	A1173 Queens Road / Laporte Road, Immingham		
Description	veh1(car) turning right E-N, failed to look properly and collided with o/s veh2(p/cycleM26) turning right S-E		
Severity SERIOUS	Date: 18/06/2014 Wed 06:55	L	Road Surface Dry Weather Fine
Single carriageway	T or Staggered junction No Human control within 50m		
Contributory Factors: 405V001A 602V001A			

Vehicle details Crash involved 2 vehicles					
vehicle type	location	movement	dir	veh hit	sex
registration		b-test	1st hit	damaged	age
1 car	entering main road	turning right	E -> N	2	male
	did not leave c'way	negative	front		48
2 pedal cycle	cleared junction or parked at junction exit	turning right	S -> E	1	male
	did not leave c'way	not applicable	offside		26

Casualty details Crash resulted in 1 casualty						
class	severity	pedestrian location	dir	seat belt	PSV passenger	sex
		pedestrian movement	school name		**to/from school	age
driver/rider in veh 2	SERIOUS					male 26

F - Print Crash Report

Date: 25-February-20

Time: 9:47

Andrew Fosbueary - ENZYGO

Accident Date BETWEEN '13-Dec-2013' AND '12-Dec-2018'

No.15	Road A180 Section	Map ref: E519440 N412687	Parish: 818
Location	A180 / A1173 Stallingborough I/CH		
Description	veh2(car) waiting at rbt to turn right W-N was struck to rear by veh1(car) travelling same direction which failed to look properly & judge path/speed of v2		
Severity SLIGHT	Date: 30/06/2015 Tue 07:00	L	Road Surface Dry Weather Fine
Speed limit 70mph			
Roundabout	Roundabout No Human control within 50m		
Contributory Factors: 402V001A 405V001A 406V001A			

Vehicle details Crash involved 2 vehicles					
vehicle type	location	movement	dir	veh hit	sex
registration		b-test	1st hit	damaged	age
1 car	approaching or parked on approach	stopping	N -> W	2	male
	did not leave c'way	negative	front		62
2 car	approaching or parked on approach	waiting to turn right	W -> N	1	male
	did not leave c'way	negative	back		60

Casualty details Crash resulted in 1 casualty						
class	severity	pedestrian location	dir	seat belt	PSV passenger	sex
		pedestrian movement	school name	**to/from school		age
driver/rider	SLIGHT					male
in veh 1						62

F - Print Crash Report

Date: 25-February-20

Time: 9:47

Andrew Fosbueary - ENZYGO

Accident Date BETWEEN '13-Dec-2013' AND '12-Dec-2018'

No.16	Road U Section	Map ref: E520188 N413448	Parish: 818
Location	Kiln Lane, Stallingborough20m NE A1173		
Description	veh1(m/cycleM23) travelling W-E, failed to look properly and collided with rear veh2(car) travelling same direction but slowing in front		
Severity SLIGHT	Date: 25/07/2014 Fri 07:47	L	Road Surface Dry Weather Fine
Single carriageway	Roundabout No Human control within 50m		
Contributory Factors: 405V001A 406V001B 605V001B			

Vehicle details						Crash involved 2 vehicles	
vehicle type	location	movement	dir	veh hit	sex	registration	age
		b-test	1st hit	damaged			
1 m/cycle 50 - 125cc	leaving roundabout	going ahead other	W -> E	2	male		
	did not leave c'way	negative	back		23		
2 car	leaving roundabout	going ahead other	W -> E	1	male		
	did not leave c'way	negative	front		48		

Casualty details								Crash resulted in 1 casualty	
class	severity	pedestrian location	dir	seat belt	PSV passenger	sex	pedestrian movement	school name	**to/from school
									age
driver/rider	SLIGHT					male			
in veh 1									23

F - Print Crash Report

Date: 25-February-20

Time: 9:47

Andrew Fosbueary - ENZYGO

Accident Date BETWEEN '13-Dec-2013' AND '12-Dec-2018'

No.17	Road A180 Section	Map ref: E519753 N412661	Parish: 818
Location	A180 EBC Stallingborough		
Description	veh1(car) travelling W-E, veh2(car) travelling W-E changing lanes to right in front of v1, v1 brakes suddenly to avoid impact & leaves c/w n/s onto kerb, v2 fails to stop, no impact btwn v1 & v2		
Severity SLIGHT	Date: 30/09/2015 Wed 12:26	L	Road Surface Dry Weather Fine
Dual carriageway	Not at or within 20m of junction No Human control within 50m		
Contributory Factors: 406V002B 602V002B 408V001A			

Vehicle details Crash involved 2 vehicles					
vehicle type	location	movement	dir	veh hit	sex
registration		b-test	1st hit	damaged	age
1 car	not at junction	going ahead other	W -> E	0	male
	left c'way near-side	negative	nearside		32
2 car	not at junction	changing lane to right	W -> E	0	not known
	did not leave c'way	not contacted	did not impact		?

Casualty details Crash resulted in 1 casualty						
class	severity	pedestrian location	dir	seat belt	PSV passenger	sex
		pedestrian movement	school name		**to/from school	age
driver/rider	SLIGHT					male
in veh 1						32

F - Print Crash Report

Date: 25-February-20

Time: 9:47

Andrew Fosbueary - ENZYGO

Accident Date BETWEEN '13-Dec-2013' AND '12-Dec-2018'

No.18	Road A1173 Section	Map ref: E519952 N413339	Parish: 818
Location		District: North East Lincolnshire	
A1173 Stallingborough200m SW Kiln Ln			
Description	veh2(car) travelling W-E slowing due to traffic ahead, veh1(m/cycle M 36) travelling W-E following too close to v2's rear fails to react in time due to slippery surface & deceased deer in c/w, v1 skids impacting with v2's rear		
Severity SERIOUS	Date: 16/10/2015 Fri 06:46	DRK NSL	Road Surface Wet Weather Rain
Single carriageway		Not at or within 20m of junction No Human control within 50m	
Contributory Factors: 109V001A 103V001A 308V001A 408V001B 408 V002B			

Vehicle details						Crash involved 2 vehicles	
vehicle type	location	movement	dir	veh hit	sex	registration	age
		b-test	1st hit	damaged			
1 m/cycle <= 50cc	not at junction	going ahead other	W -> E	2	male		
	did not leave c'way	not requested	front		36		
2 car	not at junction	stopping	W -> E	1	male		
	did not leave c'way	not requested	back		51		

Casualty details								Crash resulted in 1 casualty	
class	severity	pedestrian location	dir	seat belt	PSV passenger	sex	pedestrian movement	school name	age
					**to/from school				
driver/rider	SERIOUS					male			
in veh 1						36			

F - Print Crash Report

Date: 25-February-20

Time: 9:47

Andrew Fosbueary - ENZYGO

Accident Date BETWEEN '13-Dec-2013' AND '12-Dec-2018'

No.19		Road A180 Section	Map ref: E519325 N412750	Parish: 818
				District: North East Lincolnshire
Location	A18020m W Stallingborough I/CH			
Description	veh1(car) travelling E-W, collide with rear veh2(HGV) travelling same direction in front, with v1 leaving c/w to n/s			
Severity SLIGHT	Date: 03/11/2014 Mon 21:15	DRK NSL	Road Surface Dry Weather Fine	Speed limit 70mph
Dual carriageway	Not at or within 20m of junction No Human control within 50m			
Contributory Factors: 405V001B 509V001B 406V001B				

Vehicle details Crash involved 2 vehicles					
vehicle type	location	movement	dir	veh hit	sex
registration		b-test	1st hit	damaged	age
1 car	not at junction	going ahead other	E -> W	2	male
	left c'way near-side	negative	front		38
2 goods > 7.5t	not at junction	going ahead other	E -> W	1	male
	did not leave c'way	negative	back		27

Casualty details Crash resulted in 1 casualty						
class	severity	pedestrian location	dir	seat belt	PSV passenger	sex
		pedestrian movement	school name		**to/from school	age
passenger in veh 1	SLIGHT					male 54

F - Print Crash Report

Date: 25-February-20

Time: 9:47

Andrew Fosbueary - ENZYGO

Accident Date BETWEEN '13-Dec-2013' AND '12-Dec-2018'

No.20		Road U Section	Map ref: E520255 N413461	Parish: 818
				District: North East Lincolnshire
Location	Kiln Lane, Grimsby			
Description	veh2(van) travelling E-W, veh1(car) travelling W-E enters opposing c/w into v2's path, v1 impacts with v2's o/s, v2 leaves c/w n/s onto grass verge			
Severity SLIGHT	Date: 29/12/2015 Tue 10:38	L	Road Surface Wet Weather Fine	Speed limit 40mph
Single carriageway	Not at or within 20m of junction No Human control within 50m			
Contributory Factors: 108V001B				

Vehicle details Crash involved 2 vehicles					
vehicle type	location	movement	dir	veh hit	sex
registration		b-test	1st hit	damaged	age
1 car	not at junction	going ahead other	W -> E	2	male
	did not leave c'way	not requested	offside		87
2 goods < 3.5t	not at junction	going ahead other	E -> W	1	male
	left c'way near-side	negative	offside		54

Casualty details Crash resulted in 1 casualty						
class	severity	pedestrian location	dir	seat belt	PSV passenger	sex
		pedestrian movement	school name		**to/from school	age
driver/rider	SLIGHT					male
in veh 1						87

F - Print Crash Report

Date: 25-February-20

Time: 9:47

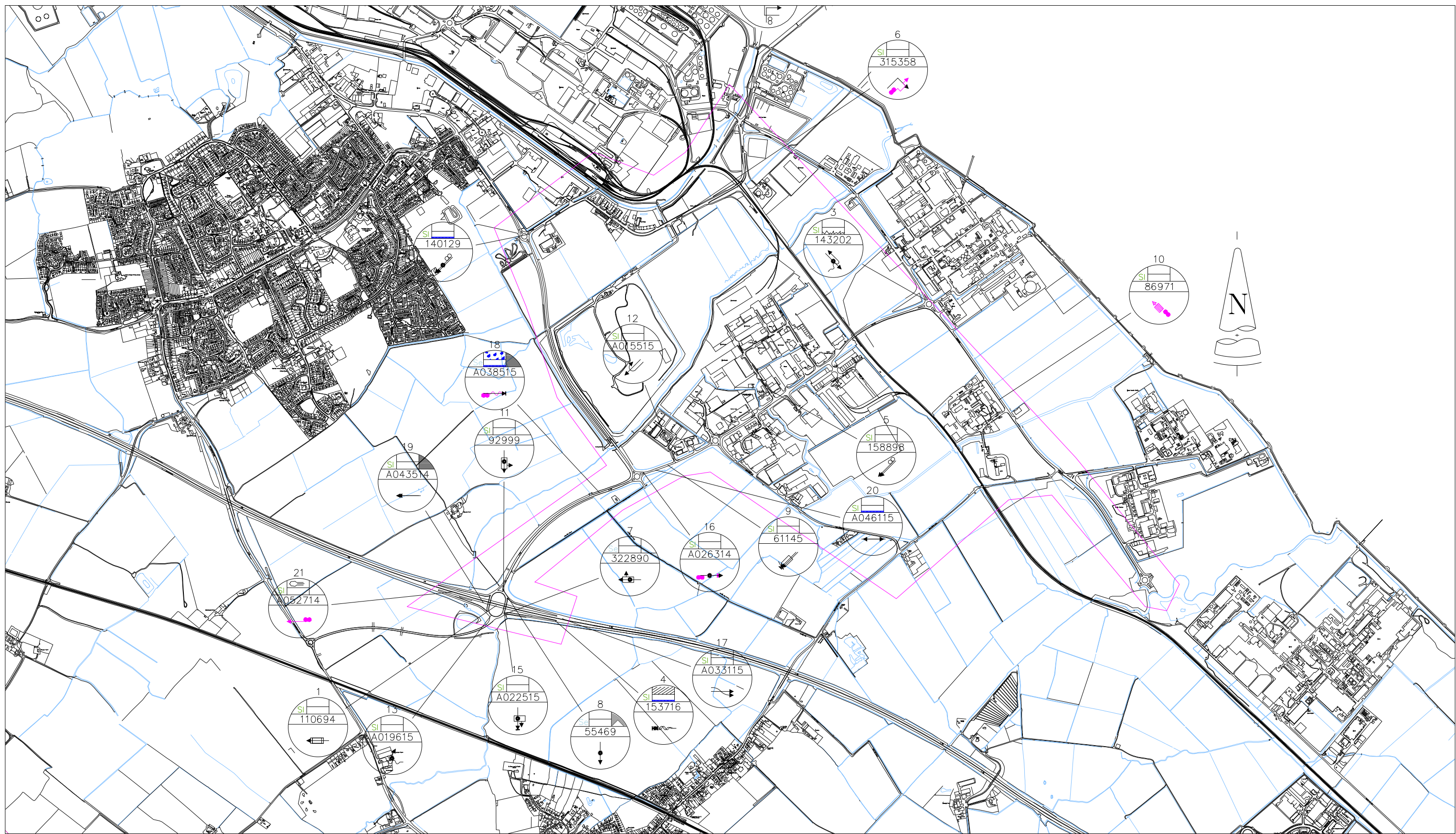
Andrew Fosbueary - ENZYGO

Accident Date BETWEEN '13-Dec-2013' AND '12-Dec-2018'

No.21		Road A180 Section	Map ref: E519159 N412805	Parish: 818
Location		A180 WBC200m W A1173		
Description		veh1(m/cycleM47) travelling E-W, lost control and left c/w to n/s, throwing rider to c/w, with vehicle coming to rest in a ditch		
Severity SLIGHT	Date: 18/12/2014 Thu 12:28	L	Road Surface Dry Weather Fine Wind	Speed limit 70mph
Dual carriageway		Not at or within 20m of junction No Human control within 50m		
Contributory Factors: 410V001A				

Vehicle details						
Crash involved 1 vehicle						
vehicle type	location	movement	dir	veh hit	sex	
registration		b-test	1st hit	damaged	age	
1 m/cycle > 500cc	not at junction	going ahead other	E -> W	0	male	
	left c'way near-side	negative	front		47	

Casualty details						
Crash resulted in 1 casualty						
class	severity	pedestrian location	dir	seat belt	PSV passenger	sex
		pedestrian movement	school name	**to/from school		age
driver/rider	SLIGHT					male
in veh 1						47





Working in Partnership
 New Oxford House, George Street,
 Grimsby, North East Lincolnshire, DN31 1HB
 Tel: 01472 313131

PROJECT			PLOT DIAGRAM SHOWING COLLISION HISTORY		
TITLE			KA PLOT DIAGRAM ANDREW FOSBUEARY - ENZYGO Accident Date BETWEEN '13-Dec-2013' AND '12-Dec-2018'		
DRAWN	APPROVED	FILE NAME	Road Safety / 5.14 Reports / KA Data Requests		
RM					
FILE REF.	DATE	DRAWING No.			
Road Safety	25/02/2019				
ORIGINAL SIZE	SCALE				
A3 (297 x 420)	NTS				

Letter	Amendment	Drawn	Date
Mapping material in this plot has been reproduced from the Ordnance Survey Digital Data with the permission of the Controller of HMSO (c). Crown Copyright Reserved 1996, Licence No 100020759 Unauthorised reproduction infringes Crown Copyright and may lead to prosecution or civil proceedings.			

CLIENT
NORTH EAST LINCOLNSHIRE COUNCIL

1200

100

Reference Number	1	2	3	4	5	6	7	8	9	10	11	12	13	14	15	16	17	18	19	20	21
Date / Day	Th08	Sa17	Tu03	Tu06	We15	We11	Th09	Mo22	Th21	Th14	Sa06	Fr22	Fr15	We18	Tu30	Fr25	We30	Fr16	Mo03	Tu29	Th18
Month	Sep	Dec	Jan	Dec	Feb	Jul	Aug	Feb	Apr	Jul	Aug	May	May	Jun	Jun	Jul	Sep	Oct	Nov	Dec	Dec
Year	2016	2016	2017	2016	2017	2018	2018	2016	2016	2016	2016	2015	2015	2014	2015	2014	2015	2015	2014	2015	2014
Time	1746	1400	1420	0839	1330	0545	1610	2303	1611	2032	1225	1758	1610	0655	0700	0747	1226	0646	2115	1038	1228
Severity	SI	SI	SI	SI	SI	SI	Se	Se	SI	SI	SI	SI	SI	Se	SI	SI	SI	Se	SI	SI	SI
Dark / Lit																					
Weather Conditions																					
Road Surface																					
Special Conditions																					
Carriageway Hazards																					
Vehicle Manoeuvres																					
Vehicle	1	5	e																		
Vehicle	2	6	t																		
Vehicle	3	7	c																		
Vehicle	4	8																			
Casualty /age																					
Failed to Give-Way																					
Signal Ignored																					
Loss of Control																					
Hit Object IN C'way																					
Hit Object OFF C'way																					
Vehicle Left C'way																					
Breath Test																					
Contributory Factors	1/2																				
* possible, ** very likely	5/6																				
School No./Ref.																					
User fields:	1																				
	2																				
	3																				
	4																				




Working in Partnership
 New Oxford House, George Street,
 Grimsby, North East Lincolnshire, DN31 1HB
 Tel: 01472 313131

PROJECT		STICK DIAGRAM SHOWING COLLISION HISTORY	
TITLE		KA STICK DIAGRAM ANDREW FOSBUEARY - ENZYGO Accident Date BETWEEN '13-Dec-2013' AND '12-Dec-2018'	
DRAWN	APPROVED	FILE NAME	
RM		Road Safety / 5.14 Reports / KA Data Requests	
FILE REF.	DATE	DRAWING No.	
Road Safety	25/02/2019	RS-5.14-01-02-B	
ORIGINAL SIZE	SCALE		
A3 (297 x 420)	NTS		

Letter	Amendment	Drawn	Date

Mapping material in this plot has been reproduced from the Ordnance Survey Digital Data with the permission of the Controller of HMSO (c). Crown Copyright Reserved 1996, Licence No 100020759 Unauthorised reproduction infringes Crown Copyright and may lead to prosecution or civil proceedings.

CLIENT
NORTH EAST LINCOLNSHIRE COUNCIL

Andrew Fosbueary - ENZYGO

Accident Date BETWEEN '13-Dec-2013' AND '12-Dec-2018'

ACCIDENT SEVERITY UPTO 2018

	2013	2014	2015	2016	2017	2018	Total
Fatal	0	0	0	0	0	0	0
Serious	0	1	1	1	0	1	4
Slight	0	3	5	6	2	1	17
Damage	0	0	0	0	0	0	0
Total	0	4	6	7	2	2	21

ACCIDENTS BY MONTH AND YEAR UPTO 2018

	2013	2014	2015	2016	2017	2018	Total
January	0	0	0	0	1	0	1
February	0	0	0	1	1	0	2
March	0	0	0	0	0	0	0
April	0	0	0	1	0	0	1
May	0	0	2	0	0	0	2
June	0	1	1	0	0	0	2
July	0	1	0	1	0	1	3
August	0	0	0	1	0	1	2
September	0	0	1	1	0	0	2
October	0	0	1	0	0	0	1
November	0	1	0	0	0	0	1
December	0	1	1	2	0	0	4
Total	0	4	6	7	2	2	21
%	0%	19%	29%	33%	10%	10%	100%

ACCIDENTS BY DAY AND TIME

	Sun	Mon	Tue	Wed	Thu	Fri	Sat	Total
Midnight - 00:59	0	0	0	0	0	0	0	0
01:00 - 01:59	0	0	0	0	0	0	0	0
02:00 - 02:59	0	0	0	0	0	0	0	0
03:00 - 03:59	0	0	0	0	0	0	0	0
04:00 - 04:59	0	0	0	0	0	0	0	0
05:00 - 05:59	0	0	0	1	0	0	0	1
06:00 - 06:59	0	0	0	1	0	1	0	2
07:00 - 07:59	0	0	1	0	0	1	0	2
08:00 - 08:59	0	0	1	0	0	0	0	1
09:00 - 09:59	0	0	0	0	0	0	0	0
10:00 - 10:59	0	0	1	0	0	0	0	1
11:00 - 11:59	0	0	0	0	0	0	0	0
12:00 - 12:59	0	0	0	1	1	0	1	3
13:00 - 13:59	0	0	0	1	0	0	0	1
14:00 - 14:59	0	0	1	0	0	0	1	2
15:00 - 15:59	0	0	0	0	0	0	0	0
16:00 - 16:59	0	0	0	0	2	1	0	3
17:00 - 17:59	0	0	0	0	1	1	0	2
18:00 - 18:59	0	0	0	0	0	0	0	0
19:00 - 19:59	0	0	0	0	0	0	0	0
20:00 - 20:59	0	0	0	0	1	0	0	1
21:00 - 21:59	0	1	0	0	0	0	0	1
22:00 - 22:59	0	0	0	0	0	0	0	0
23:00 - 23:59	0	1	0	0	0	0	0	1
Total	0	2	4	4	5	4	2	21
%	0%	10%	19%	19%	24%	19%	10%	100%

Andrew Fosbueary - ENZYGO

Accident Date BETWEEN '13-Dec-2013' AND '12-Dec-2018'

JUNCTION DETAIL		Number	%
NOT AT JUNCTION		11	52
PRIVATE DRIVE		1	5
ROUNDAABOUT AND MINI		8	38
T OR STAGGERED		1	5
TOTAL		21	

JUNCTION CONTROLS		Number	%
GIVE WAY SIGN		10	48
NOT AT JUNCTION		11	52
TOTAL		21	

SPEED LIMIT		Number	%
30 MPH		5	24
40 MPH		5	24
60 MPH		5	24
70 MPH		6	29
TOTAL		21	

ROAD CLASS		Number	%
A		15	71
Unclassified		6	29
TOTAL		21	

NUMBER OF ACCIDENTS INVOLVING PEDESTRIANS		Number	%
		0	0

NUMBER OF ACCIDENTS INVOLVING SKIDDING		Number	%
		4	19

WEATHER		Number	%
FINE		18	86
RAIN		1	5
FINE WIND		1	5
FOG MIST		1	5
TOTAL		21	

ROAD SURFACE		Number	%
DRY		16	76
WET		4	19
ICE		1	5
TOTAL		21	

LIGHT CONDITIONS		Number	%
Light		18	86
Dark		3	14
TOTAL		21	

Andrew Fosbueary - ENZYGO

Accident Date BETWEEN '13-Dec-2013' AND '12-Dec-2018'

CASUALTY SEVERITY UPTO 2018

	2013	2014	2015	2016	2017	2018	Total
Fatal	0	0	0	0	0	0	0
Serious	0	1	1	1	0	1	4
Slight	0	3	6	13	2	1	25
Total	0	4	7	14	2	2	29
%	0%	14%	24%	48%	7%	7%	100%

CASUALTIES BY MONTH AND YEAR UPTO 2018

	2013	2014	2015	2016	2017	2018	Total
January	0	0	0	0	1	0	1
February	0	0	0	1	1	0	2
March	0	0	0	0	0	0	0
April	0	0	0	2	0	0	2
May	0	0	3	0	0	0	3
June	0	1	1	0	0	0	2
July	0	1	0	1	0	1	3
August	0	0	0	3	0	1	4
September	0	0	1	1	0	0	2
October	0	0	1	0	0	0	1
November	0	1	0	0	0	0	1
December	0	1	1	6	0	0	8
Total	0	4	7	14	2	2	29
%	0%	14%	24%	48%	7%	7%	100%

CASUALTIES BY DAY AND TIME

	Sun	Mon	Tue	Wed	Thu	Fri	Sat	Total
Midnight - 00:59	0	0	0	0	0	0	0	0
01:00 - 01:59	0	0	0	0	0	0	0	0
02:00 - 02:59	0	0	0	0	0	0	0	0
03:00 - 03:59	0	0	0	0	0	0	0	0
04:00 - 04:59	0	0	0	0	0	0	0	0
05:00 - 05:59	0	0	0	1	0	0	0	1
06:00 - 06:59	0	0	0	1	0	1	0	2
07:00 - 07:59	0	0	1	0	0	1	0	2
08:00 - 08:59	0	0	5	0	0	0	0	5
09:00 - 09:59	0	0	0	0	0	0	0	0
10:00 - 10:59	0	0	1	0	0	0	0	1
11:00 - 11:59	0	0	0	0	0	0	0	0
12:00 - 12:59	0	0	0	1	1	0	3	5
13:00 - 13:59	0	0	0	1	0	0	0	1
14:00 - 14:59	0	0	1	0	0	0	1	2
15:00 - 15:59	0	0	0	0	0	0	0	0
16:00 - 16:59	0	0	0	0	3	2	0	5
17:00 - 17:59	0	0	0	0	1	1	0	2
18:00 - 18:59	0	0	0	0	0	0	0	0
19:00 - 19:59	0	0	0	0	0	0	0	0
20:00 - 20:59	0	0	0	0	1	0	0	1
21:00 - 21:59	0	1	0	0	0	0	0	1
22:00 - 22:59	0	0	0	0	0	0	0	0
23:00 - 23:59	0	1	0	0	0	0	0	1
Total	0	2	8	4	6	5	4	29
%	0%	7%	28%	14%	21%	17%	14%	100%

Andrew Fosbueary - ENZYGO

Accident Date BETWEEN '13-Dec-2013' AND '12-Dec-2018'

CASUALTIES BY TYPE AND AGE GROUPING

	Unknown Age	0 to 4	5 to 15	16 to 19	20 to 29	30 to 59	60 Plus	Total	%
Pedal Cyclist	0	0	0	0	3	0	0	3	10
PTW Rider	0	0	0	0	1	4	0	5	17
Car Driver	0	0	0	1	2	5	5	13	45
Car Passenger	0	1	1	0	1	5	0	8	28
TOTAL	0	1	1	1	7	14	5	29	
%	0	3	3	3	24	48	17		

Number of Casualties with unknown age: 0

VEHICLES INVOLVED BY TYPE AND AGE OF DRIVER

	1 to 15	16 to 19	20 to 29	30 to 59	60 Plus	Unknown	Total	%
Pedal Cycle	0	0	3	0	0	0	3	7
PTW	0	0	1	4	0	0	5	12
Car	0	1	7	13	7	2	30	73
Goods < 3.5T	0	0	0	1	0	0	1	2
Goods > 3.5T	0	0	1	0	0	0	1	2
Other/Unknown	0	0	0	1	0	0	1	2
TOTAL	0	1	12	19	7	2	41	
%	0	2	29	46	17	5		

VEHICLE MANOEUVRES

	Number	%
CHANGING LANE TO RIGHT	1	2
GOING AHEAD OTHER	19	46
STARTING	1	2
OVERTAKING MOVING VEHICLE ON ITS OFFSIDE	1	2
STOPPING	6	15
TURNING LEFT	1	2
TURNING RIGHT	4	10
U TURN	1	2
WAITING TO GO AHEAD BUT HELD UP	4	10
WAITING TO TURN LEFT	1	2
WAITING TO TURN RIGHT	2	5
TOTAL	41	

BREATH TEST

	Number	%
NOT APPLICABLE	3	7
NEGATIVE	22	54
NOT REQUESTED	6	15
DRIVER NOT CONTACTED	6	15
MEDICAL REASONS	4	10
TOTAL	41	

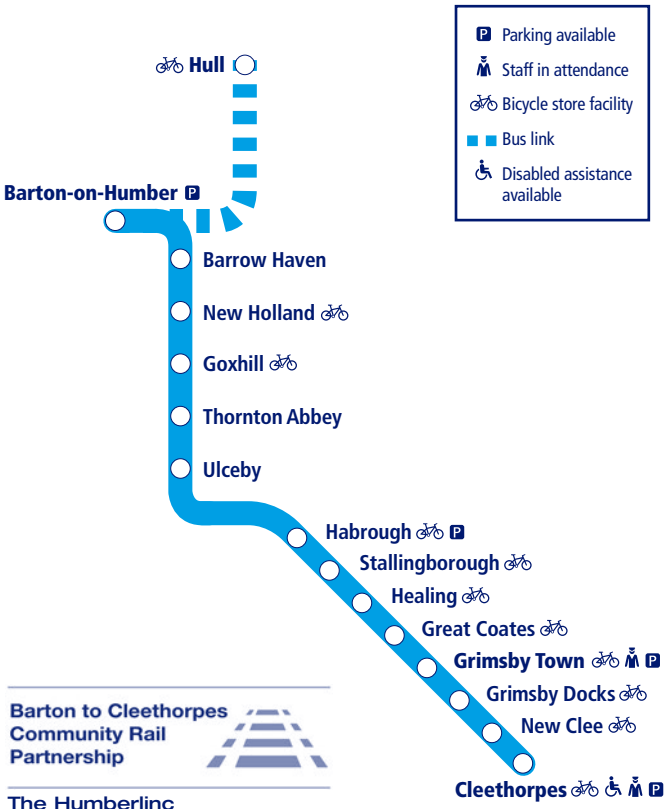
Appendix 8 – Sustainability

31

Train times

9 December 2018 – 18 May 2019

Barton-on-Humber to Cleethorpes



This timetable shows the complete train service between **Barton and Cleethorpes**.

How to read this timetable



Look down the left hand column for your departure station. Read across until you find a suitable departure time. Read down the column to find the arrival time at your destination. Through services are shown in bold type (this means you won't have to change trains). Connecting services are shown in light type. If you travel on a connecting service, change at the next station shown in bold or if you arrive on a connecting service, change at the last station shown in bold, unless a footnote advises otherwise.

Minimum connection times



All stations have a minimum connection time of 5 minutes unless stated.

Community Rail Partnerships and community groups



We support a number of active community rail partnerships (CRPs) across our network. CRPs bring together local communities and the rail industry to deliver benefits to both, and encourage use of the lines they represent.

Barton to Cleethorpes Community Rail Partnership
www.bccrp.co.uk

Some stations on this route are adopted by local community groups. For more information visit **northernrailway.co.uk/community**

Planning your journey



National Rail Enquiries

For full details of all train times, fares and rail travel information anywhere on the national rail network, call **03457 48 49 50**, or visit **nationalrail.co.uk**

TrainTracker™

For up to date travel information and live departures direct to your mobile, text your station **name** or **location code** to **8 49 50**.

Customers with disabilities or restricted mobility are encouraged to contact our **Customer Experience Centre** who will book assistance for you.

Call: **0800 138 5560**

Textphone: **0800 138 5561**

Email: **assistance@northernrailway.co.uk**

Improving our railway



Engineering work to help improve our services sometimes affects trains, particularly at weekends and bank holidays.

Visit: **northernrailway.co.uk/improvements** or call National Rail Enquiries: **03457 48 49 50** to check before you travel.

Delay Repay



You can claim Delay Repay if one of our trains is late or cancelled and as a result you get to your destination station later than scheduled, whether it is our fault or not.

Visit **northernrailway.co.uk/delayrepay** for more information.

Whilst every care has been taken to ensure the accuracy of the information contained in this timetable, we can accept no liability for any inaccuracies, and reserve the right to change information without further notice. Visit our website for the most up to date timetables and check before you travel.

Cleethorpes - Barton-on-Humber

Mondays to Saturdays

			SO	SX		SX	SO		
Cleethorpes	d	0559	-	0659 0700	-	0855 0857	-	1055	-
New Clew		-	-	07x02 07x03	-	08x58 09x00	-	10x58	-
Grimsby Docks		0605	-	0705 0706	-	0901 0903	-	1101	-
Grimsby Town		0608	-	0708 0709	-	0904 0906	-	1104	-
Great Coates		0612	-	0712 0713	-	0908 0910	-	1108	-
Healing		0615	-	0715 0716	-	0911 0913	-	1111	-
Stallingborough		0618	-	0718 0719	-	0914 0916	-	1114	-
Habrough		0624	-	0724 0725	-	0920 0922	-	1120	-
Ulceby		-	-	0728 0729	-	0924 0926	-	1124	-
Thornton Abbey		0633	-	0733 0734	-	0929 0931	-	1129	-
Goxhill		0636	-	0736 0737	-	0932 0934	-	1132	-
New Holland		0641	-	0741 0742	-	0937 0939	-	1137	-
Barrow Haven		0644	-	0744 0745	-	0940 0942	-	1140	-
Barton	a	0650	-	0750 0751	-	0946 0948	-	1146	-
	d	-	0743	-	-	0810	-	-	1003
Hull Paragon Interchange	a	-	0825	-	-	0843	-	-	1035
									1235

Mondays to Saturdays

						SO	SX		SX	
Cleethorpes	d	1255	-	1455	-	1655	-	1856 1900	-	2104
New Clew		12x58	-	14x58	-	16x58	-	18x59 19x03	-	-
Grimsby Docks		1301	-	1501	-	1701	-	1902 1906	-	2110
Grimsby Town		1304	-	1504	-	1704	-	1905 1909	-	2113
Great Coates		1308	-	1508	-	1708	-	1909 1913	-	2117
Healing		1311	-	1511	-	1711	-	1912 1916	-	2120
Stallingborough		1314	-	1514	-	1714	-	1915 1919	-	2123
Habrough		1320	-	1520	-	1720	-	1921 1925	-	2129
Ulceby		1324	-	1524	-	1724	-	1925 1929	-	-
Thornton Abbey		1329	-	1529	-	1729	-	1930 1934	-	2138
Goxhill		1332	-	1532	-	1732	-	1933 1937	-	2141
New Holland		1337	-	1537	-	1737	-	1938 1942	-	2146
Barrow Haven		1340	-	1540	-	1740	-	1941 1945	-	2149
Barton	a	1346	-	1546	-	1746	-	1947 1951	-	2155
	d	-	1403	-	1603	-	1803	-	-	2052
Hull Paragon Interchange	a	-	1435	-	1640	-	1835	-	-	2117

There is a more frequent bus service between Barton and Hull, only connections are shown. For more details about buses between Barton and Hull, particularly over Bank Holidays, please contact traveline 0871 200 22 33 open daily 0800 to 2000. (Calls cost 12p plus your phone company's access charge).

@StagecoachEMid @EYBuses.

Notes

x Stops on request.


SO Saturdays only.

SX Mondays to Fridays only.

Bus Service - dogs, pushchairs heavy luggage and wheelchairs may not be carried.

Cleethorpes - Barton-on-Humber

Mondays to Saturdays

											
		50	50								
Cleethorpes	d	2104	-	-	-	-	-	-	-	-	-
New Clew		21x07	-	-	-	-	-	-	-	-	-
Grimsby Docks		2110	-	-	-	-	-	-	-	-	-
Grimsby Town		2113	-	-	-	-	-	-	-	-	-
Great Coates		2117	-	-	-	-	-	-	-	-	-
Healing		2120	-	-	-	-	-	-	-	-	-
Stallingborough		2123	-	-	-	-	-	-	-	-	-
Habrough		2129	-	-	-	-	-	-	-	-	-
Ulceby		-	-	-	-	-	-	-	-	-	-
Thornton Abbey		2138	-	-	-	-	-	-	-	-	-
Goxhill		2141	-	-	-	-	-	-	-	-	-
New Holland		2146	-	-	-	-	-	-	-	-	-
Barrow Haven		2149	-	-	-	-	-	-	-	-	-
Barton	a	2155	-	-	-	-	-	-	-	-	-
	d	-	2255	-	-	-	-	-	-	-	-
Hull Paragon Interchange	a	-	2323	-	-	-	-	-	-	-	-

There is a more frequent bus service between Barton and Hull, only connections are shown. For more details about buses between Barton and Hull, particularly over Bank Holidays, please contact traveline 0871 200 22 33 open daily 0800 to 2000. (Calls cost 12p plus your phone company's access charge).
 @StagecoachEMid @EYBuses.

Notes

x Stops on request.

50 Saturdays only.

 Bus Service - dogs, pushchairs heavy luggage and wheelchairs may not be carried.

Barton-on-Humber - Cleethorpes

Mondays to Saturdays

		SO	SX		SX	SO					
Hull Paragon Interchange	d	-	-	0655	-	-	0910	-	1110	-	1210
Barton	a	-	-	0738	-	-	0941	-	1141	-	1241
	d	0656	0658	-	0756	0756	-	0950	-	1150	-
Barrow Haven		0701	0703	-	0801	0801	-	0955	-	1155	-
New Holland		0705	0707	-	0805	0805	-	0959	-	1159	-
Goxhill		0710	0712	-	0810	0810	-	1004	-	1204	-
Thornton Abbey		0714	0716	-	0814	0813	-	1008	-	1208	-
Ulceby		0719	0721	-	0819	0818	-	1013	-	1213	-
Habrough		0723	0725	-	0823	0822	-	1017	-	1217	-
Stallingborough		0729	0731	-	0828	0828	-	1023	-	1223	-
Healing		0732	0734	-	0831	0830	-	1026	-	1226	-
Great Coates		0735	0737	-	0834	0833	-	1029	-	1229	-
Grimsby Town		0741	0743	-	0839	0839	-	1034	-	1234	-
Grimsby Docks		0744	0746	-	0842	0841	-	1037	-	1237	-
New Clee		-	-	-	08x44	08x43	-	10x39	-	12x39	-
Cleethorpes	a	0750	0752	-	0848	0847	-	1044	-	1243	-

Mondays to Saturdays

					SX	SO		SX			
Hull Paragon Interchange	d	-	1510	-	1640	-	1910	-	2120	-	
Barton	a	-	1541	-	1720	-	1941	-	2151	-	
	d	1350	-	1550	-	1755	-	2003	2003	-	2202
Barrow Haven		1355	-	1555	-	1800	-	2008	2009	-	2207
New Holland		1359	-	1559	-	1804	-	2012	2013	-	2211
Goxhill		1404	-	1604	-	1809	-	2017	2018	-	2217
Thornton Abbey		1408	-	1608	-	1813	-	2021	2022	-	2220
Ulceby		1413	-	1613	-	1818	-	2026	2027	-	2225
Habrough		1417	-	1617	-	1822	-	2031	2032	-	2230
Stallingborough		1423	-	1623	-	1828	-	2037	2038	-	2236
Healing		1426	-	1626	-	1831	-	2040	2041	-	2238
Great Coates		1429	-	1629	-	1834	-	2043	2044	-	2241
Grimsby Town		1434	-	1634	-	1839	-	2048	2049	-	2247
Grimsby Docks		1437	-	1637	-	1842	-	2051	2052	-	2249
New Clee		14x39	-	16x39	-	18x44	-	20x53	20x54	-	-
Cleethorpes	a	1444	-	1643	-	1848	-	2057	2058	-	2255

There is a more frequent bus service between Barton and Hull, only connections are shown. For more details about buses between Barton and Hull, particularly over Bank Holidays, please contact traveline 0871 200 22 33 open daily 0800 to 2000. (Calls cost 12p plus your phone company's access charge).

@StagecoachEMid @EYBuses.

Notes

x Stops on request.

SO Saturdays only.

SX Mondays to Fridays only.

Bus Service - dogs, heavy luggage, prams, bicycles and wheelchairs may not be carried.

Barton-on-Humber - Cleethorpes

Mondays to Saturdays

		50								
Hull Paragon Interchange	d	-	-	-	-	-	-	-	-	-
Barton	a	-	-	-	-	-	-	-	-	-
	d	2202	-	-	-	-	-	-	-	-
Barrow Haven		2207	-	-	-	-	-	-	-	-
New Holland		2211	-	-	-	-	-	-	-	-
Goxhill		2216	-	-	-	-	-	-	-	-
Thornton Abbey		2220	-	-	-	-	-	-	-	-
Ulceby		2225	-	-	-	-	-	-	-	-
Habrough		2230	-	-	-	-	-	-	-	-
Stallingborough		2235	-	-	-	-	-	-	-	-
Healing		2238	-	-	-	-	-	-	-	-
Great Coates		2241	-	-	-	-	-	-	-	-
Grimsby Town		2247	-	-	-	-	-	-	-	-
Grimsby Docks		2249	-	-	-	-	-	-	-	-
New Clew		22x51	-	-	-	-	-	-	-	-
Cleethorpes	a	2255	-	-	-	-	-	-	-	-

There is a more frequent bus service between Barton and Hull, only connections are shown. For more details about buses between Barton and Hull, particularly over Bank Holidays, please contact traveline 0871 200 22 33 open daily 0800 to 2000. (Calls cost 12p plus your phone company's access charge).

@StagecoachEMid @EYBuses.

Notes

x Stops on request.
50 Saturdays only.

Useful contact details



Fares and service information

National Rail Enquiries
visit nationalrail.co.uk
call **03457 48 49 50**
textphone **0345 60 50 600**



Customer helpline

For comments and enquiries
visit northernrailway.co.uk/comments
call **0800 200 6060**



facebook [/northernassist](https://www.facebook.com/northernassist)



twitter [@northernassist](https://twitter.com/northernassist)



Access or disabled information and assistance

call **0800 138 5560**
email assistance@northernrailway.co.uk



Lost property

email lostproperty@northernrailway.co.uk
call **0800 200 6060**

Correspondence

Customer Experience Centre
Freepost NORTHERN RAILWAY



British Transport Police

call **0800 40 50 40** text **61016**

This timetable is also available online and you can download it to your mobile. This saves space in your pocket or bag, as well as paper and the planet! northernrailway.co.uk/timetables

All our policy documents can be found at northernrailway.co.uk/legal



If you like this walk and want to tell us about it or have an idea for a new route then please contact us by emailing pro@nelincs.gov.uk or To find other walks in this series please visit www.nelincs.gov.uk

At the start of your walk make sure you start off slowly, getting warmed up before you gradually increase your pace. Towards the end of your walk gradually slow your pace to cool down.

If you're new to walking then build up slowly, try short trips to the shops or to see friends and gradually build up to longer walks. To get the most benefits, your walk needs to be at a brisk pace, that pace will be different for everyone but as a guide you should be walking fast enough to raise your heart rate and be slightly out of breath.

Walking is a great activity for just about anyone irrespective of their age or level of fitness, as well as getting you from A to B, regularly getting out and about is an ideal way of becoming more active helping to reduce the risk of chronic illnesses such as heart disease, type 2 diabetes, asthma and stroke. A good walk also improves the strength and flexibility of your joints, boosts your immune system and improves your mood. It's also a great way of discovering your local area and the countryside on your doorstep with friends and family.

Put your best foot forward

Healing - Stallingborough

5 miles (8km)



Challenging



Accessible by Public Transport



Walkers may encounter livestock



Refreshments available



This walk now takes you across the extensive network of local footpaths and bridleways to the neighbouring village of Stallingborough. The ancient village of Stallingborough is recorded in the Doomsday Book and earthworks showing its location are still visible outside the boundary of the current village to the west of church. For walkers wanting to take things a bit easier you can catch the train back to Healing from the station in the middle of the village. The remainder of the walk takes you back along footpaths to Healing, from the path you'll be able to look over the busy A180 to the Hummer Bank industries that provide the area with employment and wealth.

Walking south out of the village you soon pass the site of Healing Manor, a former Manor House that is now a hotel and restaurant, be sure to pop in for a drink on your way back.

The village itself is served by both bus and rail links. The No45 bus provides a regular link to Healing from both Grimsby and Immingham and the Barton-Cleethorpes Railway stops at the station to the north of the village. On-street parking is available throughout the village although you are requested to park with respect to local villagers and other motorists.

Healing's Grade II listed parish church originates in the 13th Century and is dedicated to St Peter and St Paul. The upper parts of the tower are in decorated style and ashlar-faced. After falling into a degree of disrepair much of the structure was rebuilt in the 19th Century thanks to money from local landowners.

Healing - Stallingborough

Before setting off

- Make sure that you've got appropriate footwear for your walk
- Check the weather before leaving your house and dress accordingly
- Check that the walk is suitable for you and your party. If in any doubt then contact the PRoW team for more details
- Let a friend or relative know where you are planning to walk especially if you are off out exploring by yourself
- Make sure that you've got your mobile phone and that it's got plenty of battery left

When out walking remember to follow the Countryside Code

- Consider the local community and other people enjoying the outdoors
- Leave gates and property as you find them and stay on the line of the paths
- Leave no trace of your visit and take your litter home
- Keep dogs under effective control
- Plan ahead and be prepared
- Follow advice and local signs



When you're out walking in the countryside, please respect the Countryside Code.

www.systematicprint.com

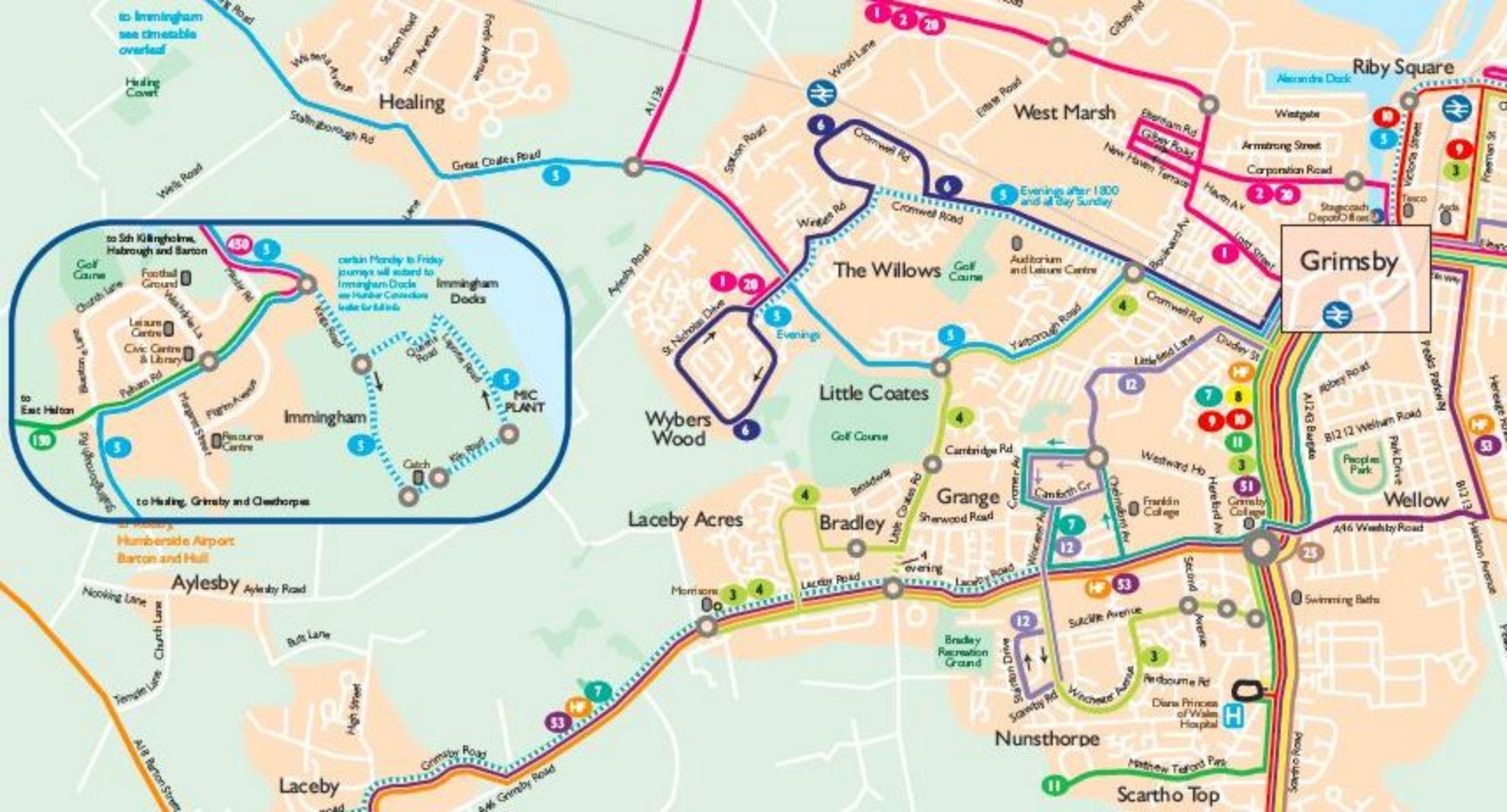
For more information please contact:
Public Rights of Way Team
2 Origin Way | Europarc | Grimsby | North East Lincolnshire | DN37 9TZ
T 01472 324500 | E pro@nelincs.gov.uk | www.nelincs.gov.uk



Healing - Stallingborough

5 miles (8km)

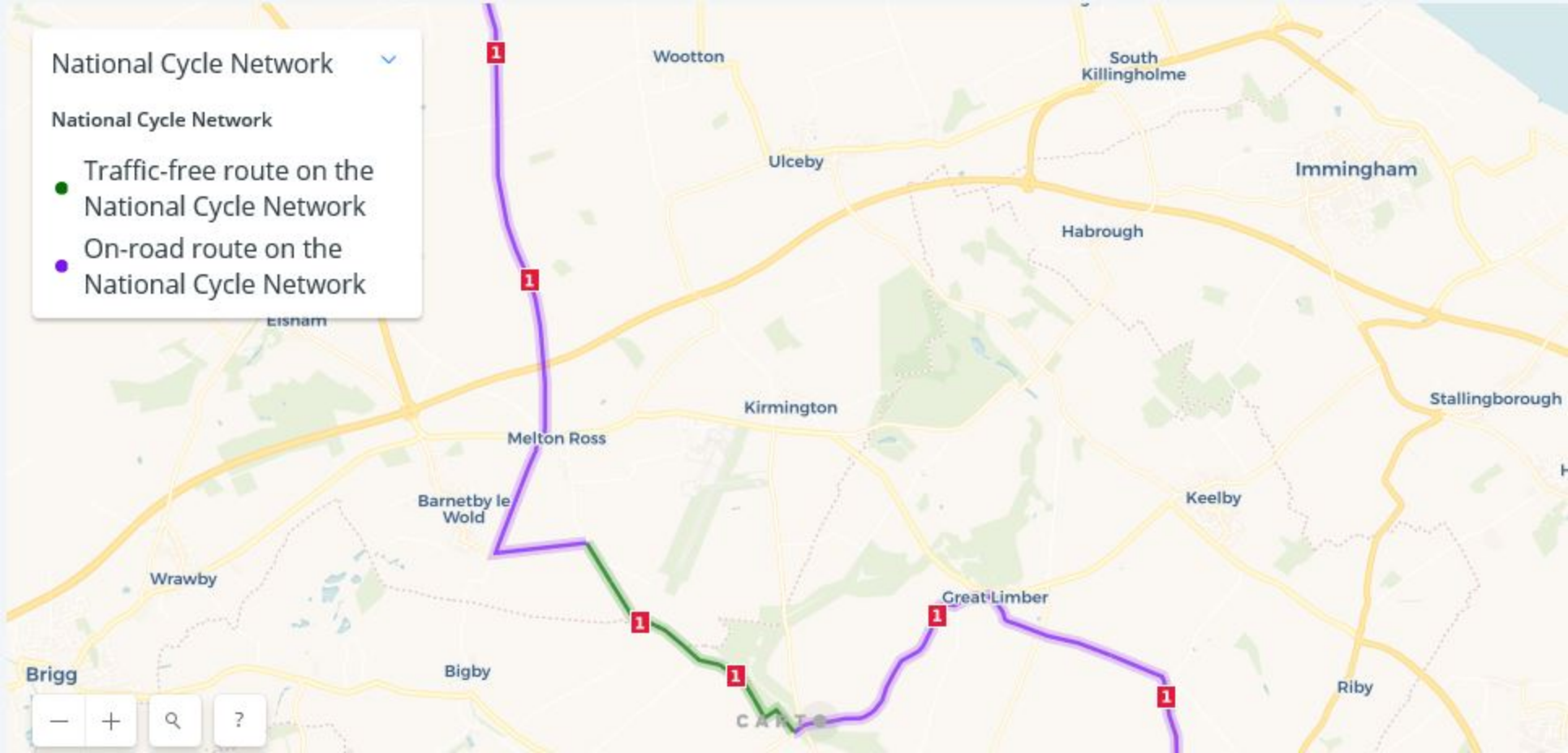
- 1 Leave the car park and head back to Stallingborough Road
- 2 At Stallingborough Road turn right. After approx. 80m look out for a signpost indicating the footpath through woodlands
- 3 Follow the well trodden route through the wood and across a grass field to some outbuildings
- 4 At the outbuildings turn left following the waymarkers indicating the path towards open countryside
- 5 Follow the waymarkers indicating the path across an arable field and along a field edge to Aylesby Lane
- 6 Turn right onto Aylesby Lane and follow this to the very end where the path passes through a hedge line
- 7 Pass through the hedge line and turn right along the field edge to a 3 way sign post at a bridge
- 8 Turn right at the 3 way signpost indicating a footpath over the bridge and across an arable field towards woodland
- 9 Take the path across the field to the edge of a wood and then follow the direction of the waymarkers along the field edge around the edge of the wood to a bridge and gate
- 10 Cross the bridge and pass through the gate following the direction of the waymarkers across grazing land
- 11 Follow the trodden route across the grazing land passing a 2 way signpost and continue to a gate and bridge
- 12 Pass through the gate and cross the bridge following the direction of the waymarkers across grassland towards woodland
- 13 Follow the well trodden route through the narrow woods emerging onto a field edge path
- 14 Continue along the field edge path at the rear of properties and turn right at the end of the garden fence line through woodland to emerge onto Stallingborough Road
- 15 Turn left at the road and after approx. 30m take care crossing the road and look out for the sign post indicating a footpath alongside 18a Stallingborough Road down a stone track
- 16 Follow the stone track and turn left at the waymarkers indicating a path between wire fencing and a tall hedgerow. **Please note, the path is quite narrow for a short distance**
- 17 Continue along this narrow path taking care when crossing Cornflower Close and Wisteria Drive and continue over a bridge to a second bridge beyond the new housing development
- 18 Cross the bridge and immediately turn right. Follow the field edge path for approx. 90m and then turn left at the waymarker post indicating the path towards Stallingborough. Continue along the grassy path which eventually changes to tarmac and emerges onto Ayscough Avenue at Stallingborough
- 19 Continue straight ahead along Ayscough Avenue to the junction with Station Road and turn right here
- 20 Continue along Station Road through the village and turn right onto Carr Lane. Follow the tarmac road which eventually changes to a grassy track
- 21 Follow the waymarkers along the field edge path
- 22 The path passes over a wide drain. Turn right here and continue along the path with a deep drain either side
- 23 Cross over a big concrete bridge and turn immediately right to follow the field edge path towards Healing
- 24 Cross over two more wooden bridges and follow the waymarkers indicating the path that eventually emerges onto Station Road
- 25 Turn right here and take care crossing the railway line and continue along Station Road to the mini roundabout
- 26 At the mini roundabout turn left along Low Road and continue to the junction with Stallingborough Road
- 27 Turn right onto Stallingborough Road and take care crossing the road and continue back to the start at Healing Manor



National Cycle Network

National Cycle Network

- Traffic-free route on the National Cycle Network
- On-road route on the National Cycle Network



To find a Skyride near you visit www.goskyride.com. To suit everyone from beginners to experienced cyclists. Rides are all free and are grouped in levels for a challenge. Rides are already comfortable on a bike and looking confidence or already comfortable on a bike and looking something for everyone - whether you're building your confidence or already comfortable on a bike and looking something for everyone. Leaders along scenic planned routes. With different levels, there's something for everyone - whether you're building your confidence or already comfortable on a bike and looking something for everyone.

brezeridesnortheastlincs@gmail.com

There are loads of benefits associated with using your bike instead of the car. People who cycle regularly are fitter and have a reduced risk from conditions such as heart disease, stroke, diabetes and obesity. Your mental health and sense of wellbeing can also be greatly improved by going for a ride. Cycling its cheap, can save you time and is good for the environment. With the "Cycle to Work" scheme there's even help with buying a new bike and accessories, check with your HR or Personnel team at work to see if they are signed up.

Why Cycle?

There are loads of benefits associated with using your bike instead of the car. People who cycle regularly are fitter and have a reduced risk from conditions such as heart disease, stroke, diabetes and obesity. Your mental health and sense of wellbeing can also be greatly improved by going for a ride. Cycling its cheap, can save you time and is good for the environment. With the "Cycle to Work" scheme there's even help with buying a new bike and accessories, check with your HR or Personnel team at work to see if they are signed up.

Immingham Loop

14 miles (22½ km)

Before setting off

- It's well worth giving your bike a quick once-over before setting off, check your gears and brakes are in good condition, your tyres are pumped up properly and if you're going out at night that your lights work.
- Check the weather before setting off and dress accordingly.
- Check that the route is suitable for you and your party.
- If possible let someone know where you are going and make sure that you carry a fully charged mobile phone.
- Carrying a small cycle toolkit and puncture repair kit can save a long walk home if something goes wrong.
- If you're going on a longer ride then carrying a drink and an energy snack is advisable

THE CYCLE HUB PROFESSIONAL REPAIRS at ECONOMY PRICES
COMMUNITY ENTERPRISE COMPANY

Station Approach • Grimsby • DN31 1LY | 01472 354986 | #cyclehubcic | grimsbycyclehub

Grimsby Cycle Hub
Station Approach
Grimsby | DN31 1LY

01472 354986 | grimsbycyclehub.org.uk
cyclehubcic | grimsbycyclehub



For more information please contact:
Transport Team
2 Origin Way | Europarc | Grimsby | North East Lincolnshire | DN37 9TZ
T 01472 313131 | E pedalandstride@nelincs.gov.uk | www.nelincs.gov.uk

www.systematicprint.com



Suitable for adults and older children



Cycle Friendly Café
Lilly's Tearoom, Yarborough Rd, Keelby, DN41 8HX



Ride Length: 1hr 45min



Terrain: Mostly flat

Scan with your smartphone for



more great routes!

This is the shorter of our two rides that start in Immingham. At around 14 miles its one that should be manageable by most people without the need to slip into some lycra!


Immingham as we see it today came about thanks to the railways and the deep water port companies in the 19th and early 20th centuries. The port which is now nationally and internationally significant links Britain with northern Europe, Scandinavia and the rest of the world beyond.

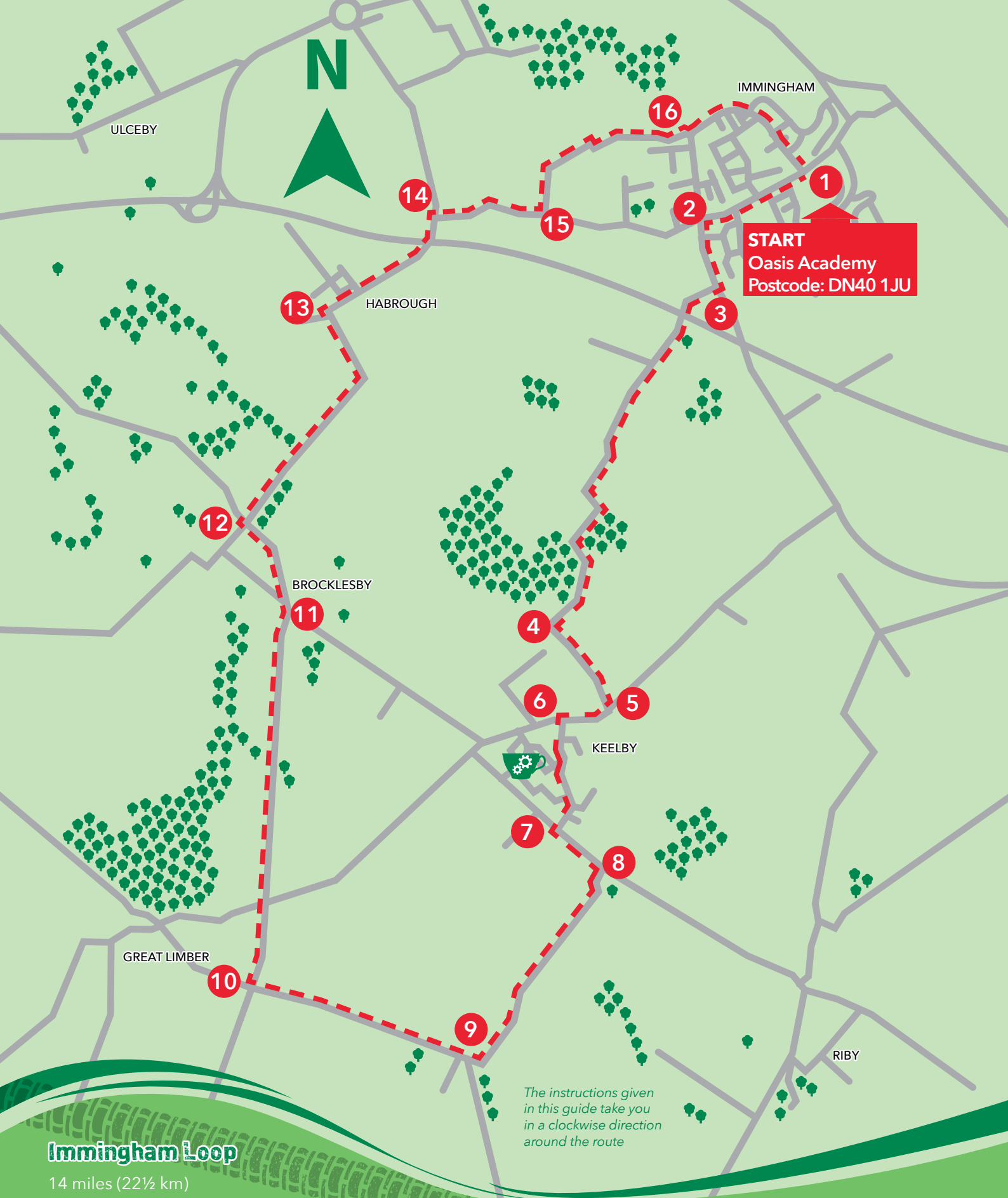
The historic village grew up around St Andrew parish church which you'll pass on your way back into the town after your ride. Heading out from Immingham you'll soon discover the countryside right on your doorstep. Much of this ride is on quiet countryside roads but please note that you will have to cross the A18 which can be busy with lorries and other vehicles. Please take extra care and look out for any members of your group who may be less confident.

On your way to Keelby you'll pass through Roxton Woods, keep an eye out for the host of wildlife that makes its home amongst the trees. Keelby offers you the chance for a quick stop off for a drink, the village is about 1/3rd of the way around the route so make sure you stock up on drinks especially if it's a hot sunny day.

Further around the route you'll travel through the Brocklesby estate and the villages of Brocklesby and Habrough before heading back into Immingham.

Immingham Loop





START
Oasis Academy
Postcode: DN40 1JU

The instructions given in this guide take you in a clockwise direction around the route

Immingham Loop

14 miles (22½ km)

- 1** With the Academy to your left head out along Pelham Road
- 2** Near the Bluestone Pub turn left onto Stallingborough Road
- 3** By the garage turn right towards Keelby
- 4** Pass over the level crossing and continue through Roxton Woods towards Keelby
- 5** Turn right at the junction with Stallingborough Road
- 6** After a short distance turn left onto South Street. Continue past the church and join Riby Road
- 7** Exit the village and turn left onto the A18, take care this may be busy
- 8** Cross the road and take the small lane heading south-westwards
- 9** Look out for the NCN signs and turn right towards Great Limber
- 10** Before entering the village turn right and head north towards Brocklesby
- 11** As you enter Brocklesby, turn left on the B1211
- 12** At the junction with the B1210 turn right and head towards Habrough
- 13** As you reach the station, keep following the main road
- 14** Just after you have ridden over the bridge over the A180 turn right heading to Immingham
- 15** After half an mile turn left onto Mill Lane
- 16** Turn left at the junction then follow Washdyke Lane back to the start of the route at the Academy



Immingham Dock



Site

Immingham

Stallingborough

Healing

Works

Industrial Estate

Power Station

Works

Works

West Marsh

Dock

Hotel 17

Grange Farm

Hotel 19

Hotel 20

Low Farm

Hotel 11

Hotel 12

Hotel 13

Hotel 14

Hotel 15

Healing Court

Hotel 16

Hotel 18

Hotel 21

Hotel 22

Hotel 23

Hotel 24

Hotel 25

Hotel 26

Hotel 27

Hotel 28

Great Ouse

Hotel 29

Hotel 30

Hotel 31

Hotel 32

Hotel 33

Hotel 34

Hotel 35

Hotel 36

Hotel 37

Hotel 38

Hotel 39

Hotel 40

Hotel 41

Hotel 42

Hotel 43

Hotel 44

Hotel 45

Hotel 46



pick up a leaflet.

To find other walks in this series please visit www.nelincs.gov.uk or new route then please contact us by emailing pro@nelincs.gov.uk or

If you like this walk and want to tell us about it or have an idea for a new route then please contact us by emailing pro@nelincs.gov.uk or

At the start of your walk make sure you start off slowly, getting warmed up before you gradually increase your pace. Towards the end of your walk gradually slow your pace to cool down.

Walking is a great activity for just about anyone irrespective of their age or level of fitness, as well as getting you from A to B, regularly getting out and about is an ideal way of becoming more active helping to reduce the risk of chronic illnesses such as heart disease, type 2 diabetes, asthma and stroke. A good walk also improves the strength and flexibility of your joints, boosts your immune system and improves your mood. It's also a great way of discovering your local area and the countryside on your doorstep with friends and family.

Put your best foot forward

Immingham Mayflower Woods

2¼ miles (3½km)



Steady



Accessible by Public Transport



Suitable for walkers with dogs



Refreshments available



The route of this walk follows well established local footpaths and towards the end goes through Mayflower Woods. There are many more short walks through the woods if you have the time. At the end of the walk you could pop into the centre of town for a bit of shopping or some refreshments.

The town also has a unique place in world history as the site of the 1608 departure of the Pilgrim Fathers to the Netherlands and then on to the New World.

Originally Immingham was a small village built around the church where this walk starts on the outskirts of the current town. With the arrival of the railways and the emergence of the deep water dock at the turn of the last century the town grew and grew into what you see today. Today's port is one of the most important in the country providing freight transport to Europe and beyond.

Discover the countryside on your doorstep with the 2 ¼ mile wander to the north of Immingham. There is no direct public transport access to this walk although the N045 bus between Grimsby and Immingham does stop a short walk away along Felham Road in the town.

Immingham Mayflower Woods

Before setting off

- Make sure that you've got appropriate footwear for your walk
- Check the weather before leaving your house and dress accordingly
- Check that the walk is suitable for you and your party. If in any doubt then contact the PRoW team for more details
- Let a friend or relative know where you are planning to walk especially if you are off out exploring by yourself
- Make sure that you've got your mobile phone and that it's got plenty of battery left

When out walking remember to follow the Countryside Code

- Consider the local community and other people enjoying the outdoors
- Leave gates and property as you find them and stay on the line of the paths
- Leave no trace of your visit and take your litter home
- Keep dogs under effective control
- Plan ahead and be prepared
- Follow advice and local signs



When you're out walking in the countryside, please respect the Countryside Code.



For more information please contact:
Public Rights of Way Team
2 Origin Way | Europarc | Grimsby | North East Lincolnshire | DN37 9TZ
T 01472 324500 | E pro@nelincs.gov.uk | www.nelincs.gov.uk

www.systematprint.com



START
 St Andrew's Church
 Postcode: DN40 2EU

The instructions given in this guide take you in a clockwise direction around the route

Immingham Mayflower Woods

2¼ miles (3½km)

- 1** Leave the Church following Church Lane for a short distance then turn down Mill Lane
- 2** At the sharp bend turn right following the direction of the footpath sign along a stoney track which eventually changes to a grassy field edge path
- 3** Cross the bridge and continue straight ahead along the well trodden path
- 4** At the big drain turn right following the direction of the waymarkers along the path with the drain on your left side
- 5** Pass through a kissing gate and continue along the path along the drain side
- 6** Pass through two more kissing gates close together and continue along the well trodden route through the woodland
- 7** Cross the bridge and immediately turn left along the drain side
- 8** Turn right along the edge of the trees across the golf course back to the car park
- 9** Cross the car park and follow the path around the church back to the start